

This report, ***Second Millennium Development Goals Report for Kosovo***, is the result of an initiative of the United Nations Development Programme (UNDP) in Kosovo and its close cooperation with Riinvest Institute.

Preparation, research and analysis:

Venera Demukaj, Riinvest, team leader
Mrika Kotorri, Riinvest
Visare Gorani-Gashi, Office of the Prime Minister
Fatime Arënliu-Qosaj, Ministry of Health
Valza Kika-Salihu, Riinvest
Arben Gashi, Riinvest

Editor: Muhamet Mustafa, Riinvest

TABLE OF CONTENTS

Acknowledgments

Foreword

Executive Summary and Conclusions

Acronyms and Abbreviations

Introduction

MDG formulation for Kosovo

Goal 1: Eradicate Extreme Poverty and Reduce Relative Poverty

Goal 2: Achieve Universal Primary Education and Improve the Quality of Education

Goal 3: Promote Gender Equality and Empower Women

Goal 4: Reduce Child Mortality

Goal 5: Reduce Maternal Mortality

Goal 6: Combat HIV/AIDS and Tuberculosis

Goal 7: Ensure Environmental Sustainability

Goal 8: Develop a Global Partnership for Development

Goal 9: Building Good Governance towards European Integration

Annexes

ACKNOWLEDGEMENTS

Finalization of this report would have not been possible without the work and contribution of the UNDP team in Kosovo: Frode Muring, Maurice Dewulf, Enkhtsetseg Miyegombo, Mytaher Haskuka and Krenar Loshi. We would also like to thank other UN Agencies in Kosovo for their cooperation and their useful comments and suggestions.

Our gratitude extends to all 22 Technical Working Group experts for their close cooperation in including the MDG Agenda in their work during the Kosovo Development Strategy Planning process.

Representatives of local and central government institutions and civil society have made valuable contributions in tailoring the Kosovo-specific goals and targets.

We deeply appreciate the readiness of the Heads of Parliamentary Commissions, Fatmire Mulhaxha-Kollçaku (Health) and Enver Hoxhaj (Education), to discuss the MDG draft report within their respective commission.

The authors would also like to acknowledge the World Bank for their work in the field of poverty reduction.

Finally, but not least, the authors are deeply indebted to Adrian Civici, Ekrem Beqiri, Luan Shllaku and Ilir Begolli for their advice and comments during the preparation of this report.

FOREWORD

The Millennium Development Goals (MDGs) represent a global partnership that has grown from the commitments and targets established at the world summits of the 1990s. Since their adoption in 2000, the Millennium Declaration and the MDGs have become a universal framework for development and a means for developing countries and their development partners to work together in pursuit of a shared future for all. Responding to the world's main development challenges and to the calls of civil society, the MDGs promote poverty reduction, education, maternal health, gender equality, and aim at combating child mortality, AIDS and other diseases.

Set for the year 2015, the MDGs are an agreed set of goals that can be achieved if all actors work together and do their part. Poor countries have pledged to govern better, and invest in their people through health care and education. Rich countries have pledged to support them, through aid, debt relief, and fairer trade.

The MDGs also provide a means for benchmarking and assessing progress in development. Policy reforms, institutional change and budget reallocations often result from discussions centred on time-bound targets. Yet, less than one-third of developing countries have set specific and quantifiable national targets for reducing poverty. For the MDGs to be meaningful at the local level, targets need to be tailored to reflect local circumstances and development priorities.

This Report, prepared by RIINVEST, on behalf of UNDP Kosovo, with substantial inputs from the UN Kosovo Team, contributions from experts of the KDSP Technical Working Group and members of Civil Society, is aimed to help create coalitions for change to support the goals, to benchmark progress towards them, and to help the Kosovo Government to build the institutional capacity, policies and programmes needed to achieve the MDGs.

The results presented in this report suggest that there have been some gains (such as slight improvement in the education level), and that success is still possible to reach some of the Goals. But they also point to serious and persisting problems related to widespread level of income poverty and disparities, high level of unemployment, especially among youth, substandard housing, unfavourable health indicators; pollution and severe environmental problems. There is a clear need for political leaders to take urgent and concerted action and make policies better focused, better coordinated and accounted for, or many citizens will not realize the basis premises of the MDG in their lives. I believe the Millennium Development Goals and the commitment of local stakeholders provide an extraordinary opportunity to do so. Many countries of the region need to improve governance in order to deliver on the promise of the MDGs and it is encouraging to see that an additional goal, Goal 9 on Good Governance, has been included in the analysis of the report.

How will Kosovo look in 2015 if the Goals are achieved? Many thousands of people will be lifted out of extreme poverty. There will be a dramatic progress in child health. Rather than die before reaching their fifth birthdays, many children will be saved. So will the lives of many mothers. Achieving the MDGs will mean that many thousands people will have safe drinking water and fewer people live without the benefits of basic sanitation, allowing them to lead healthier and more dignified lives. Many more women and girls will go to school, access economic and political opportunity, and have greater security and safety. Behind these numbers are the lives and hopes of people seeking new opportunities to end the burden of grinding poverty and contribute to economic growth and renewal.

Frode Mauring



UNDP Resident Representative and
United Nations Development Coordinator, Kosovo

EXECUTIVE SUMMARY AND CONCLUSIONS

At the Millennium Summit, held in September 2000, 189 states adopted the UN Millennium Declaration. This Declaration committed developed and developing countries to a global agenda, which sets a time-bound group of eight goals, 18 targets and 48 indicators to be achieved by the year 2015. These global goals have become known as the Millennium Development Goals (MDGs) and are as follows:

1. Eradicate Extreme Poverty and Hunger
2. Achieve Universal Primary Education
3. Promote Gender Equality and Empower Women
4. Reduce Child Mortality
5. Improve Maternal Health
6. Combat HIV/AIDS, Malaria and Other Diseases
7. Ensure Environmental Sustainability
8. Develop a Global Partnership for Development

Since 1999, under Security Council Resolution 1244, the United Nations Interim Administration Mission in Kosovo (UNMIK) has been responsible for the governance of Kosovo, which therefore had no seat at the 2000 Millennium Summit. Thus, the Millennium Declaration has not been signed by Kosovo representatives and, as such, the Government of Kosovo has no formal commitment to work towards reaching the MDGs by 2015. However, this should not hinder efforts to reach these goals, which are very relevant for the future development of Kosovo.

In 2004, the UN Kosovo Team (UNKT) produced the first baseline report on the MDGs, spelling out where Kosovo stood in terms of achieving the goals. The report provided a good benchmarking against which progress can be gauged. The present document, the second MDG report, follows on from the baseline United Nations Development Programme (UNDP) Report of 2004 and assesses the work done so far in achieving the MDGs in Kosovo. It identifies targets and indicators adapted to Kosovo priorities and local circumstances. In addition to the eight MDGs, this report has also taken into consideration and identified a 9th goal, dealing with Good Governance, as a prerequisite to achieving the eight global MDGs.

The present report shows that despite some achievements made in several areas, Kosovo society continues to face serious and persisting problems that reflect the challenges that have to be faced for it to meet all the MDGs by 2015. Income poverty is widespread and it is estimated that a large share of the population could fall into income poverty as a result of the continuing unstable political situation and the related risk of economic slow down.

Poverty encompasses non-income dimensions: Kosovo continues to have unfavorable health indicators; it faces very severe environmental problems, with poor water quality and waste management, as well as air and soil pollution, while the data that exist are unsatisfactory and unreliable. Nevertheless, education attainment indexes do show an improvement, which in turn is reflected in the slight increase in Kosovo's Human Development Index (HDI). The World Bank (WB) Poverty Assessment report shows that Kosovo, with an annual average growth rate of two per cent, is likely to meet MDG 2, on Education, and MDG 6, on HIV/AIDS. The current situation with data gathering makes it difficult to estimate exactly whether MDG 5, on Maternal Mortality, will be met.

Adopting and tailoring MDGs, developing appropriate human rights-based policies and programmes, and putting in place monitoring and reporting mechanisms (through, for example, a DevInfo database) will increase Kosovo's capacity for human development. Hence, there is a strong and immediate need for improvements in the quality and availability of data in order to track achievements in terms of indicators and enable monitoring and reporting mechanisms. In this regard, Kosovo's institutions should set up clear achievable objectives, as well as a road map to facilitate the development of the Statistical Office of Kosovo (SOK) as an efficient, effective and reliable institution that will have appropriate databases and publish relevant information on national accounts, demographic statistics and those on social and public services.

The policies that have been targeted for achieving growth rates of about five to seven per cent during the period 2009–2015 will create the space for many of the concerns related to the MDGs formulated for Kosovo to be addressed.

Goal 1: Eradicate Extreme Poverty and Reduce Relative Poverty

This MDG aims at alleviating poverty and its many dimensions. Even eight years on after the conflict in Kosovo, overall poverty, particularly extreme poverty, represents a serious challenge. With 44 per cent of the population living in poverty and 14 per cent in extreme poverty¹, Kosovo is considered to have the poorest society in the Western Balkans. These very high levels of poverty are mainly attributable to high levels of unemployment and low per capita GDP.

Goal 1 can only be achieved through establishment of pro-poor economic growth with complex rural development, job creation policies and promotion of exports, along with investments. Another important pillar for protecting the most vulnerable groups in society, namely the extremely poor, is the adequately targeting of a safety net. Such programmes are essential for groups in society that have limited capabilities to earn an income (e.g. the disabled, elderly, female-headed households); economic growth in itself would be insufficient to get them above the extreme poverty line.

Goal 2: Achieve Universal Primary Education and Improve the Quality of Education

This MDG calls for attainment of universal primary education. After the conflict, the education system underwent a reform process initiated by the Kosovo Government and supported by donors. Positive developments have been noted up to now, though the current situation needs further improvement. Meanwhile, several objectives have been identified to ensure that "all children everywhere, particularly girls, children in difficult circumstances and those belonging to ethnic minorities, will have access to, and complete, nine years of free and compulsory basic education of good quality".

The main priorities of Goal 2 are to: a) achieve universal inclusiveness, equality and respect for diversity in education; b) improve the quality of educational outcomes; c) improve the quality, relevance and management of higher (tertiary) education, including creation of a quality assurance system; d) create and establish a flexible and adaptive system of professional, vocational and continuing education that encourages life-long learning; e) improve governance, leadership and management

¹ Statistical Office of Kosovo (SOK), Household Budget Survey 2003–2004

of the education system; f) increase financing, both public and private, for the education sector, and improve efficiency in the use of the resources available.

Goal 3: Promote Gender Equality and Empower Women

Gender, like human rights, cuts through all sectors and has an impact on all issues related to politics, economics and culture. In addition to the high level of poverty and unemployment in Kosovo, women are at a disadvantage to men in terms of employment, education, opportunity for choice and active participation in public life.

Issues of gender equality should be addressed properly, otherwise Kosovo society runs the risk of having half its population improperly integrated into its social, political and economic developments. Thus, a range of policies should be oriented towards achieving Goal 3. This is possible through increasing the average number of years of schooling for women, through improved access to education and improvements made in the quality of educational services. Furthermore, the average level of earnings for women, as well as the number of women in managerial and decision-making positions, should be increased.

Goal 4: Reduce Child Mortality

Child and infant mortality are considered to be the most complex issues in Kosovo's development. These indicators reflect the inefficiencies of a health system, as well as the impact of risk factors that go beyond that system, such as social, economic and environmental factors. Since the year 2000, perinatal mortality in Kosovo has fallen². Nevertheless, according to data from 2004 (HFA database), perinatal mortality here remains one of the highest in Europe.

Ways forward to achieve MDG 4 should focus on several issues: a) continual professional education in clinical and management services; b) improvement of the quality of surveys and in statistical analyses, as well as strengthening capacities to incorporate programme activities in planning and resource allocation, not only within the health sector but within all governmental bodies; c) establish a "Mother and Child Observatory" in order to monitor progress towards achieving Goals 4 and 5.

Goal 5: Reduce Maternal Mortality

There are no reliable data on the levels of maternal mortality in Kosovo. Hence, tracking such rates as a precondition for it meeting MDG 5 in 2015 is difficult. Although the Ministry of Health (MoH) has a reproductive component included in the Kosovo Health Strategy 2007–2013, challenges remain in the capacities to gather data and track statistics, and in the mechanisms to plan and allocate resources to implement this strategy, as well as enforce the laws approved by parliament.

Goal 6: Combat HIV/AIDS, Malaria and Other Diseases

Since malaria is not an issue in Kosovo, this goal deals primarily with HIV/AIDS and tuberculosis (TB). HIV/AIDS in Kosovo is low, but factors that risk increasing HIV transmission remain high, such as the high proportion of children and youths in the population, high unemployment, use of illicit drugs, particularly heroin, an emerging sex industry with workers coming from countries with a high prevalence of

² Perinatal Mortality Situation in Kosovo 2000–2006, MoH (2007)

HIV/AIDS, changes in sexual behavior and a low level of knowledge on the means of virus transmission.

The data available³ on the prevalence of TB in Kosovo show that the level is higher than in neighboring countries. The MoH, through the Global Fund project, has established sustainable mechanisms of TB reporting for the annual World Health Organization (WHO) Global Report. However, there is room for improvement in the quality of the surveying, strengthening of capacities in statistical analyses, as well in incrementally incorporating TB programme activities in the planning and resource allocation processes of the government.

Goal 7: Ensure Environmental Sustainability

Kosovo's environment faces severe problems with regard to water quality, waste management and air and soil pollution. The integration and alignment of its national environmental standards to those of the European Union (EU) are regarded as one of the main challenges facing Kosovar society. Environmental problems in Kosovo have yet to be addressed sufficiently. Implementation of an environmental strategy is not viewed as a high priority for government compared to other sectoral strategies and there is lack of progress in integrating environmental policies into those other strategies. One major challenge is the building of new thermo-power plants to appropriate standards.

The main ways forward include enforcement of existing legislation and its harmonization with EU standards and norms. This requires the development of capacities at both central and local levels, the building of a reliable system for gathering data on pollution and other threats to the environment, as well as the creation of an effective monitoring mechanism.

Furthermore, improving access to and increasing the number of connections to the drinking water supply and the sewage network, as well as reducing potable water loss require a huge amount of effort and permanent institutional commitment. Nevertheless, the targets that have been set for a level of access to safe drinking water can be achieved relatively easily, though difficulties remain in the area of air and soil pollution.

Goal 8: Develop a Global Partnership for Development

This MDG calls for global partnerships to be set up in which developed countries play an important role in supporting developing and transition countries improve conditions for success in achieving the previous seven MDGs. The role of the donor community in reconstruction and development in Kosovo in the post-conflict period has been, and remains, crucial.

Limited budget capacities and the persisting fragile economy call for continuation in the engagement of the donor community in Kosovo. Donor funding should provide an alternative source for investments in Kosovo's key areas of development. This important role emphasizes not also the continuation but also the deepening of the cooperation of the Kosovo government with donors and international financial institutions. There is also need for a better alignment of donor support with national

³ TB Global Fund Project, HFA 2004

development priorities set by government that would, in turn, lead to a better utilization of donor funds and help prevent overlap of donor programmes.

Kosovo's institutions should also focus on mobilizing the development potential and human resources of its Diaspora and translate them into an important development factor. Moreover, the creation of a favorable and friendly environment for private sector development and improvements in the image of Kosovo that would attract foreign direct investments can be seen as important instruments for achieving sustainable economic growth.

Goal 9: Building Good Governance towards European Integration

Good governance is identified as another important goal, in addition to the other eight global MDGs. It is a prerequisite to achieving those MDGs.

Establishment of a democratic system in Kosovo faces a range of challenges given the limited experience of democracy, the limited resources, problems with law enforcement, the low level of public trust in the current leadership, falling trust in the police service and general public perception of widespread corrupt practices in public institutions. A sustainable democratic system in Kosovo can and should be established through transparent, efficient and effective governance, based on a fair and efficient legal system, independent media and an active civil society.

The implementation of the EU Partnership Plan is seen as the key requisite for becoming a full member of the European Union. This implies that a framework of principles and standards must be established for Kosovar society to be developed along the lines of EU models.

ACRONYMS AND ABBREVIATIONS

AIDS	Acquired Immunodeficiency Syndrome
ATM	Association Tracking Mechanism
CBR	Crude Birth Rate
CEDAW	Convention on Elimination of all forms of Discrimination Against Women
CIVPOL	International Civil Police
CPR	Contraceptive Prevalence Rate
EMIS	Education Management Information System
EPAP	European Partnership Action Plan
EU	European Union
GDP	Gross Domestic Product
HBS	Household Budget Survey
HDI	Human Development Index
HDRs	Human Development Reports
HFA	Health for All
HIV	Human Immunodeficiency Syndrome
IFI	International Financial Institutions
IMF	International Monetary Fund
IUD	Intra Uterine Device
KCB	Kosovo Consolidated Budget
KDSP	Kosovo Development Strategy and Planning
KEC	Kosovo Education Center
KFOR	Kosovo Forces
KHDR	Kosovo Human Development Report
KPS	Kosovo Police Service
LFS	Labor Force Survey
LGE	Law on Gender Equality
LQA	Lot Quality Assessment
LSMS	Living Standard Measurement Survey
MC	Municipality
MDGs	Millennium Development Goals
MDPs	Municipal Development Plans
MEF	Ministry of Economy and Finance
MESP	Ministry of Environment and Spatial Planning
MEST	Ministry of Education, Science and Technology
MLGA	Ministry of Local Government Administration
MLSW	Ministry of Labor and Social Welfare
MoH	Ministry of Health
MPS	Ministry of Public Services
MTEF	Medium-Term Expenditure Framework
NIPH	National Institute of Public Health
OSCE	Organization for Security and Cooperation in Europe
PISG	Provisional Institutions of Self Government
PMU	Pilot Municipal Units
RAE	Roma, Ashkalinj and Egyptians
SMEs	Small and Medium Size Enterprises
SOK	Statistical Office of Kosovo
SRSG	Special Representative of Secretary General
TB	Tuberculosis

Second Millennium Development Goals Report for Kosovo

TCCs	Temporary Collective Centers
TWGs	Technical Working Groups
UN	United Nations
UNDP	United Nations Development Programme
UNECE	United Nations Economic Commission for Europe
UNICEF	United Nations Children's Fund
UNFPA	United Nations Population Fund
UNMIK	United Nations Interim Administration Mission in Kosovo
UNSCR	United Nations Security Council Resolution
USAID	United States Agency for International Development
WB	World Bank
WHO	World Health Organization
WTO	World Trade Organization

INTRODUCTION

At the Millennium Summit held in September 2000, 189 states adopted the UN Millennium Declaration. This Declaration committed developing and developed countries to a global agenda, which sets a time-bound group of eight goals, 18 targets and 48 indicators to be achieved by the year 2015. These global goals, which range from reducing poverty, offering equal opportunities for women, combating major diseases, improving the education system of the different countries in the world, increasing environmental sustainability and creating a world in which developed and developing countries will act in partnerships for a better future, have become known as the Millennium Development Goals (MDGs). In countries around the world, the MDGs are being used as a means for benchmarking and measuring progress made in development. Nevertheless, different countries have different circumstances and face different development challenges. As a result, most countries have adapted the MDGs to their national and local conditions through tailoring country-specific goals and targets in order to reflect their national specificities and development priorities.

Since 1999, under the United Nations Security Council Resolution 1244, Kosovo has been administered by UNMIK and therefore had no seat at the Millennium Summit of 2000. The Millennium Declaration was therefore not signed by Kosovo representatives and, as such, the Government of Kosovo has no formal commitment to work towards reaching the MDGs by 2015. Nevertheless, Kosovo must not be left behind in the international community's efforts to reach the MDGs, as these goals are extremely relevant to the situation in Kosovo.

In 2004, the UN Kosovo Team (UNKT) produced a first baseline report for Kosovo "Where will we be in 2015?" which spelled out where it stood in terms of achieving the Millennium Goals. The report provided good benchmarking against which to gauge the progress, while the information gathered suggested ways to implement a sound and efficient process related to the MDGs in Kosovo, specifically to tailor the targets and adjust the indicators that will reflect the current reality and measure the progress.

The present, the second, MDG report follows on from that baseline report and assesses the work done up to now in achieving the MDGs in Kosovo. It identifies targets and indicators adapted to Kosovo's priorities and the local specificities.

Adopting and tailoring these goals, developing appropriate human rights-based policies and programmes, and putting in place monitoring and reporting mechanisms (through, for example, a DevInfo⁴ database) will increase Kosovo's capacity for human development.

⁴ **DevInfo** is a database system that provides a method to organize, store and display data in a uniform format to facilitate data sharing at country level across government departments and UN agencies using the same system. DevInfo has been adapted from UNICEF ChildInfo database technology. DevInfo is, in its first version, a stand-alone tool to assist countries in their reporting on the MDGs. It has simple and user-friendly features that can be used to produce tables, graphs and maps for inclusion in MDG reports, presentations and advocacy materials. The software supports both standard and user-defined indicators. The standard set of indicators (the 48 MDG indicators) are at the core of the package and cannot be modified. However, at the regional and country levels, database administrators still have the option to add their own sets of local indicators to their databases.

In this direction, the prime purpose of the 2nd MDG Report for Kosovo is to tailor targets and adjust the indicators reflective of the reality of Kosovo, to validate the matrix of targets and indicators by discussion with stakeholders, and to initiate the capacity-building efforts to undertake the process of localizing the MDGs.

Another aim of the present project is to increase awareness of the MDGs among stakeholders in Kosovo and to encourage the government to adopt and formally adhere to the Millennium Declaration. Inclusion of the MDG agenda into government documents and priorities would in turn attract the interest of the international community and donor countries since they are using increasingly the MDGs as a platform on which to base their development assistance.

The present report is expected to contribute towards a better responsiveness of donor countries and organizations towards the set national priorities.

Localization of MDGs, Gjakova/Dakovica 2015

Last year, supported by UNKT, Kosovo entered the process of localizing MDGs at the municipal level. The aim of the project was to provide an analytical summary of MDGs at the local level, and to identify those that are crucial for a municipality and thus revise the municipal development plan in line with the MDGs. However, this project aims not only to revise and align the municipality's plans with the MDGs but also simply to raise awareness of the MDGs.

Gjakova/Dakovica Municipality was positioned as a leader in the Kosovo-wide MDG agenda and was the first to draft a development strategy based on the MDGs. The Sustainable Development Strategy of

Gjakova/Dakovica sets out 17 priority-strategic targets, with 60 indicators, 32 programmes and 136 projects, which are in line with the MDGs⁵.

Report preparation process and its content

The activities undertaken to outline the report coincided with the Kosovo Development Strategy and Planning (KDSP) process for 2007–2013. The first KDSP draft was submitted in December 2006, having been drawn up following consultations with relevant stakeholders via Technical Working Groups (TWGs), which focused on 22 key sectoral and crosscutting issues for Kosovo's development.

The advocacy and consensus-building phase aimed at aligning these two processes, namely the KDSP and the MDG report production, through the inclusion of relevant MDGs for Kosovo in the KDSP. The project took advantage of this important momentum and hence utilized the opportunities to shape the future development of Kosovo in line with the MDG agenda. Consensus-building efforts within the TWGs – contributors to the KDSP-drafting process – ensured that knowledge gained of the MDGs would, in turn, raise the awareness among stakeholders of the importance of this harmonization process. It also contributed to the whole process by feeding the sectoral strategy reports produced by the TWGs into the aim of achieving the MDGs.

The first draft of the 2nd MDG Report produced by the Riinvest team was discussed during the consultation process that took place in February 2007. Consultations were organized in

⁵ Sustainable Development Strategy of Gjakovë/Djakovica Municipality based on the Millennium Development Goals, 2007

two workshops: 1) with participants from civil society from all regions of Kosovo; and 2) with officials from local and central governments. Hence, the present draft report reflects also the discussions with stakeholders of different levels and from all regions of Kosovo.

The rest of the report contains an analytical study of the eight global MDGs, which are as follows:

1. Eradicate Extreme Poverty and Hunger
2. Achieve Universal Primary Education
3. Promote Gender Equality and Empower Women
4. Reduce Child Mortality
5. Improve Maternal Health
6. Combat HIV/AIDS, Malaria and Other Diseases
7. Ensure Environmental Sustainability
8. Develop a Global Partnership for Development

In addition to these eight global MDGs, this report has also identified and defined a 9th goal, dealing with Good Governance. It also analyses and presents baseline and trends for the relevant indicators, the supporting and limiting factors related to each identified goal and describes the challenges and intervention priorities.

Data used

The second MDG Report is based on existing data and analysis described in the published and unpublished literature, such as the Kosovo Human Development Reports (HDRs), WB Poverty Assessment, KDSP Sectoral Strategies and the 1+1 draft of the KDSP, the 2004 baseline MDG Report, Statistical Office of Kosovo (SOK) data, existing Municipal Development Plans (MDPs), Riinvest research fund, and other relevant documents and research. The report has also made

use of recent publications such as the Regional MDG Report “National Millennium Development Goals: A framework for action”, commissioned by UNDP Bratislava, as well as United Nations Economic Commission for Europe (UNECE)’s MDG Report.

Statistical analysis undertaken in the preparation of this report has been limited by a paucity of good quality data. In some cases, it has been necessary to invest enormous effort and use a range of estimates and sources to build the measurable targets and indicators.



**... eradicate
extreme poverty
and hunger!**

MILLENNIUM
DEVELOPMENT
GOALS



Millennium Development Goals, formulated for Kosovo

**MDG 1
ERADICATE EXTREME POVERTY
AND REDUCE RELATIVE POVERTY**

Target 1

By 2015, eradicate extreme poverty and halve the proportion of people who live in relative poverty⁶.

Indicators: Proportion (%) of population living below the extreme poverty line, €0.94/day
Poverty headcount ratio (% of population living below the national poverty line of €1.42/day)
Poverty gap ratio

Baseline: Relative poverty, 44 per cent (2004)
Extreme poverty, 14 per cent (2004)

Status at a glance:
Will target be reached by 2015?
probably **potentially** unlikely
insufficient data
State of supportive environment
strong fair
weak but improving weak

⁶ Here poverty is defined as income or consumption poverty. The indicators most commonly used by the WB for measuring poverty are: i) the headcount index, which shows the percentage of households that are poor, as defined by the poverty line, out of the total population; ii) the poverty gap index, which measures the depth of poverty and shows the gap between observed consumption levels between the poor and those above the poverty line; and iii) the poverty severity index, which measures the degree of inequality in poverty below the poverty line (WB Poverty Assessment Report, 2005).

Target 2

By 2015, reduce the unemployment rate to 25 per cent.

Indicators: Unemployment rate (% of unemployed of working age of population)
Youth unemployment (% of unemployed aged between 14 and 25 years)

Baseline: Unemployment rate, 39.7 per cent (2004)

Status at a glance:
Will target be reached by 2015?
probably **potentially** unlikely
insufficient data
State of supportive environment
strong fair
weak but improving **weak**

Target 3

By 2015, create adequate housing conditions for all individuals, particularly those from vulnerable households by 2015.

Indicators: Number of Temporary Collective Centers
Number of buildings for social housing purposes
Number of rebuilt houses
Number of people without shelter

Baseline: Number of people without shelter, 26,546 (2006)

Status at a glance:
Will target be reached by 2015?
probably potentially unlikely
insufficient data
State of supportive environment
strong **fair**
weak but improving weak

Target	Indicator	2002	2004	2006	2010	2015
1. Eradicate extreme poverty and halve the proportion of people who live in relative poverty by 2015	1.1. Proportion (%) of population living below the extreme poverty line €0.94/day	15.2	14.0	n/d	5	0
	1.2. Poverty headcount ratio (% of population living below the national poverty line of €1.42/day)	37.0	44.0	n/d	35	22
2. Reduce unemployment rate from 35% to 25% by 2015	2.1. Unemployment rate (% of unemployed of working age of population)	55.0	39.7	n/d	35	25
	2.2. Youth unemployment (% of unemployed aged between 14 and 25 years)	77.7	66.5	n/d	60	46
3. Create adequate housing conditions for all individuals particularly those from vulnerable households. by 2015.	3.1. No. of Temporary Collective Centers	n/a	n/a	41	20	0
	3.2. No. of buildings for social housing purposes	n/a	n/a	160	1,000	2,829
	3.4. No. of people without shelter		N/d	26,546	10,000	0

Source: HBS (2005), MESP (2006), SOK (2003–2005)

Current situation analysis

The first data that emerged on the incidence of poverty and the poverty profile in post-conflict Kosovo were reported by the World Bank in 2001, based on the Living Standard Measurement Survey (LSMS, 2000). The report shows that at that time around 50 per cent of the population lived under the relative Poverty Line, and that twelve per cent lived in extreme (food) poverty⁷.

That research was followed-up by the Household Budget Survey (HBS) conducted by SOK. The 2002 HBS data were also used in the WB Poverty Assessment Report (2005). Poverty estimates derived from HBS indicate that poverty reduction is becoming a very sensitive issue as it records an

⁷ It is worth highlighting that due to methodological differences in the collection of data on consumption and income, surveys conducted in the Living Standard Measurement and Household Budget do not allow comparisons

between poverty estimates between the respective periods (WB, Poverty Assessment, 2005).

Table 1. Poverty estimates derived from the HBS

Year	Overall Poverty line	Food Poverty line	Poverty Headcount (%)	Poverty Gap (%)	Severity of Poverty (%)	Extreme (food) poverty headcount (%)
2002	€1.42/day	€0.93/day	37.0	11.4	4.9	15.2
2003–2004	€1.42/day	€0.94/day	44.0	11.9	4.5	14

Source: HBS, SOK 2005

increase in the poverty headcount, from 37 per cent in 2002, to 44 per cent in 2004 (see Table 1).

Even eight years after the conflict, overall poverty, and in particular extreme poverty, still presents an important challenge for Kosovo. This is clearly shown through the data on poverty and HDIs. With 44 per cent of the population living in poverty and 14 per cent in extreme poverty (see Table 1), Kosovo is considered to be the poorest economy in the Balkans. Moreover, it has a per capita GDP of €1,117⁸ (2006), which is less than the average of Central and Eastern European countries, and an HDI of 0.740⁹, at the lower end among Eastern European countries (see Figure 1).

This situation is considered to be a consequence of the low level of development inherited from former Yugoslav system, followed by deindustrialization and disinvestment during the 1990s, which caused a drastic fall in economic output (from \$1,125 to \$320 US)¹⁰.

⁸ Aide Mémoire of the IMF Staff Mission to Kosovo, February 19–27, 2007

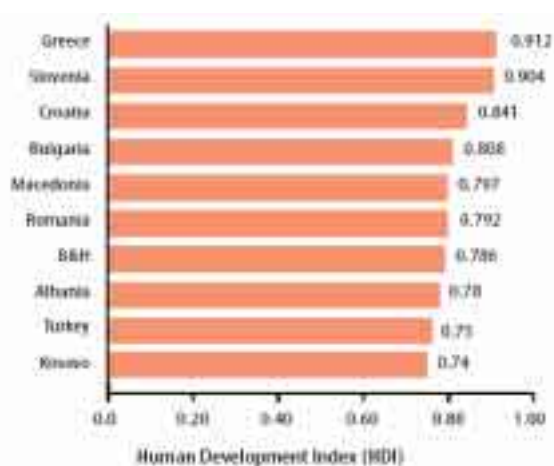
⁹ Over the 2001–2006 period, Kosovo HDI has been increasing, albeit slightly, from 0.733 (2001) to 0.734 (2004), and 0.740 (2006). These slight increases are mainly attributable to improved education attainment indexes.

¹⁰ Towards Economic Viability of Kosovo, Challenges, Policies, Opportunities, Riinvest (2006)

Poverty profile

The two above-mentioned WB Poverty Reports confirm the poverty profile in Kosovo, showing that households with the highest risk profiles are families with numerous children (three or more), members who are disabled or unemployed, or female-headed households or those comprising non-Serb minorities.

Figure 1. Human Development Index of Balkan countries



Source: KHDR, UNDP (2006)

Data from HBS 2003–2004 show that the level of extreme poverty is highest in secondary cities, exceeding even rural poverty. The level in urban areas outside Prishtina is 18.2 per cent¹¹, while the extreme poverty headcount in rural areas is less, by some five per

¹¹ According to HBS 2002, extreme poverty level in urban areas outside Prishtina was 19.1%.

cent. This phenomenon has been explained by the fact that people living in rural areas have the possibility to secure basic food through agricultural activities and escape the extreme poverty line. Still, this does not keep rural families above the overall poverty line. According to HBS 2002 the incidence of overall poverty was disproportionately high in rural areas (comprising around 70% of the poor).

Families with less well-educated households, namely those comprising just 'primary' or 'lower than primary' are the ones most affected by extreme poverty. The prevalence of extreme poverty is reduced with an increased level of education; the percentage of households affected by extreme poverty whose heads have finished secondary or vocational education, or university is, respectively, 10.4 per cent and 1.8 per cent (HBS 2003–2004) as opposed to 15.4 per cent and 15.9 per cent for household heads with

'lower than primary' and 'primary' education.

Poverty and Unemployment

Unemployment is the root factor in the high incidence of poverty and social exclusion, while low perspectives for future job creation pose serious hindrances to poverty reduction.

According to the Labor Force Survey (LFS) carried out by SOK, the overall Labor Force Participation (LFP) rate in 2005 was around 50 per cent, while the level of registered unemployment was 41.4 per cent. The groups most affected by unemployment in Kosovar society are youths and women. The level of unemployment among women is about double that among men (Table 2).

Table 2. Activity rates and unemployment by gender (%)

Indicator	2002		2003		2004		2005	
	All	Women	All	Women	All	Women	All	Women
Labor force participation	48.4	32.7	50.3	29.5	46.2	25.3	49.2	29.9
Unemployment rate	55.0	74.5	49.7	71.9	39.7	60.7	41.4	60.5

Source: SOK Labor Market Statistics (2002–2005)

Unemployment is particularly common among young people aged between 15 and 24 years. Hence, KHDR 2006 showed a large number of unemployed youths, of which 64 per cent belonged to the 20–24 age group. Moreover, the highest percentage of youngsters (69%) that are interested in working belong to that same age group¹². Analysis of youth participation in the

labor market shows that about 70 per cent of young people at age of 20 or above are considered to be active. This figure is, however, lower for the 15–19 age group, which is reasonable given that they are interested in continuing their education.

The labor market in Kosovo is also characterized by very high levels of long-term unemployment (Table 3).

¹² Kosovo Human Development Report, UNDP (2006)

Table 3. Long-term unemployment (%)

2003	2004	2005
85.9	87.9	83.7

Source: SOK Labor Market Statistics (2003–2005)

Labor is often the only asset that poor people have and income from labor is their main valuable source of income¹³. High levels of unemployment and absence of the creation of new jobs is very concerning and as such is one of the most critical areas to be resolved to reduce poverty. Hence, in the medium and long term, only higher levels of employment, generated through high and sustainable economic growth, would make it possible to achieve the first MDG. This is thus a key challenge for Kosovar society.

Poverty and Housing conditions

Standards of housing are considered to be crucial for human welfare. During the 1998/1999 conflict, 27 per cent (120,000 houses) of the housing stock in Kosovo was damaged either totally or in part¹⁴. By the end of 2002, supported by the donor community, 60,000 houses were rebuilt, and the rest rehabilitated or rebuilt by the private efforts of the Kosovars¹⁵.

According to the Department for Housing and Construction at the Ministry of Environment and Spatial Planning (MESP), in 2006, around 26,546 families were categorized as being without shelter (having applied for social housing or having need to rebuild their houses). Hence, even

¹³ Kosovo Poverty Assessment, Promoting Opportunity, Security and Participation for all, WB (2005)

¹⁴ Draft Sectoral Strategy in Housing and Construction, KDSP (2006)

¹⁵ Draft Sectoral Strategy in Housing and Construction, KDSP (2006)

eight years after the conflict, housing is substandard for some Kosovar families, in particular for non-Serb minorities. In this regard, improvement in housing conditions is identified as an important objective.

MESP reports that as of February 2006 there were at least 41 Temporary Collective Centers (TCCs; see Table A1). Living conditions in these centers fall below every standard of housing, i.e., there was a lack of hygiene, space and elementary services, such as water and electricity. Families living in such centers are beneficiaries of social assistance schemes and most do not have land or the financial means to resolve their housing problems. Ensuring adequate housing to these families is the aim of both the government and donor community. In this vein, in 2002, MESP drafted a Programme and Guidance for Social Housing, which creates preconditions to support the most vulnerable households in order to solve their housing problems. Such housing is dedicated to families that suffered conflict damage and who live in the TCCs, with priority given to female-headed households. Within the framework of this programme, MESP, the municipal authorities and donors built 160 apartments in seven municipalities (see Table A2), while in 2006/2007 two other housing facilities are to be built, in Gjakova and Gjilani.

Public Safety Nets: Impact on poverty reduction

Social welfare programmes designed and implemented by Kosovar institutions after the conflict are mainly oriented towards provision of social assistance, as well as other social services, aiming primarily at alleviating poverty.

Schemes that provide assistance to vulnerable families and individuals,

administered by the Ministry of Labor and Social Welfare (MLSW) are: Social assistance, basic pension, war invalids, people with special needs and a Trepça basic pension.

According to social welfare statistics, in December 2005, 42,052 families were receiving social assistance. Meanwhile, the number of people registered for receiving pension as of December 2004 was 139,893, though the number of pensions paid was 124,893. The number of pensioners increased in 2005, by 14,623 people, i.e., by 10.4 per cent.

A very serious problem concerns pensioners registered with the former pension scheme and system as they can benefit only from the first pillar of a pension scheme of 40 euros per month. Those dependent solely on this source of income represent a very vulnerable segment of Kosovar society as they encounter serious difficulties in meeting their living costs.

Both schemes, social assistance and basic pensions, represent an important income source for families with little or no income generating opportunities. In this regard, according to WB estimates (2005) these programmes play an important role, comprising some 12 per cent to 18 per cent of the income for the poor and extreme poor, respectively¹⁶. Nevertheless, given that there is a huge number of poor and there are limited budget capacities, the social benefit schemes should be targeted to the most vulnerable sections of society, i.e., the extremely poor.

Due to the limited capabilities of the extremely poor to earn an income, economic growth in itself is insufficient to get these people above the poverty

¹⁶ Sederlof and Verme estimated that in case public transfers were to be withdrawn, poverty would increase by 5% (WB, 2005).

line. There is instead a need for an adequate and narrowly-targeted safety net¹⁷, as well for the building of monitoring mechanisms that will ensure that social transfers reach the most vulnerable. However, in achieving this, a variety of difficulties exist, namely the very high level of unemployment and an inadequate and inaccurate database of would-be beneficiaries.

Challenges

There are enormous challenges to be addressed in order to alleviate poverty and its dimensions, as indicated by the following:

- i) Kosovo's economic situation is still fragile and heavily dependent on foreign transfers. Meanwhile, there are widespread and very high levels of unemployment, in particular among youths and women. High youth unemployment could be seen as a potential trigger for youth migration or delinquent behavior, or both. Moreover, the participation of Kosovar youths in society, and in particular in decision-making, is considered to be low¹⁸.
- ii) Poor infrastructure and rural-urban migration pose another problem to sustain rural development.
- iii) Meanwhile, Kosovo spends less than other countries in the region on social protection, even though it has

¹⁷ Kosovo – The Public Safety Net, An Analysis of its efficiency and effectiveness. Background papers for the Kosovo Poverty Assessment Report. Sederlof, H. and Verme, P., 2004

¹⁸ According to the survey, conducted in 2006, youth participation was 4.1% in NGO projects, 3% benefited from NGO projects, 1.7% in trade union activities, 7.6% in public discussions, 11.2% in citizen initiatives, 25% signed a petition, 21.7% participated in public protests, 6.5% joined 'Vetëvendosja' movement.

the highest level of poverty and extreme poverty¹⁹.

iv) The availability and quality of data is also a concerning issue. It is particularly important to emphasize that discrepancies exist in the data gathered and presented by different institutions and organizations²⁰. This inconsistency hampers efforts to design properly and implement reform policies, given that those policies are based on inaccurate data. It presents difficulties in properly monitoring progress and leads to failures in implementation of policy measures.

Ways forward

Given that poverty is a multidimensional phenomenon, a successful strategy for poverty reduction should encompass a package of interdependent policies and programmes rather than isolated ones. Policies conducive to poverty reduction presented in this chapter are in line with those presented in the 1+1 draft of the KDSP. Some of the policies and programmes are highlighted in the following chapters. At this point, however, it is important to stress that to fight poverty and its many dimensions there is a pressing need for implementation of policies that:

a) Establish sustainable and pro-poor economic growth through complex rural development associated with job-creation policies, export promotion and investments;

b) Create conditions for a friendly environment for private sector

development, in particular for Small and Medium Size Enterprises (SMEs);

c) Complete the privatization process and enable the electricity, mining and agriculture sectors to recover;

d) Improve employability and management of the labor market;

e) Upgrade the education system and facilitate access to technology and innovation;

f) Establish a sustainable health-care system and safety nets for better social inclusion;

g) Mainstream youth priorities in the main areas of intervention, in particular in education, health and employment²¹;

h) Create institutional conditions to solving housing issues as an essential need for Kosovar society.

¹⁹ While in 2003, Kosovo spent 5.8% of its GDP on Social Protection, these figures are much higher for other countries in the region (e.g. Bosnia and Herzegovina, 16.1%, Serbia and Montenegro, 13.1%, Slovenia, 17.0%), Kosovo Public Expenditure and Institutional Review (Volume I), World Bank Report No. 32624-XK, September 2006.

²⁰ See Kosovo Human Development Report, UNDP (2006)

²¹ Kosovo has the youngest population in Europe with over 50% of its population under the age of 25 and thus its young people present a dominant group in the population (KHDR, UNDP 2006)



**... achieve
universal primary
education!**

MILLENNIUM
DEVELOPMENT
GOALS



MDG 2
ACHIEVE UNIVERSAL PRIMARY
EDUCATION AND IMPROVE THE
QUALITY OF EDUCATION

Target 4

By 2015, all children everywhere, particularly girls, children in difficult circumstances and those belonging to ethnic minorities, will have access to, and complete, nine years of free and compulsory basic education of good quality.

- Indicators:
- Net enrollment rate in primary education
 - Enrollment rate by gender
 - Enrollment rate by ethnicity
 - Enrollment rate by area (urban/rural)
 - Enrollment rate of children with special needs
 - Enrollment rate in higher cycle of secondary education
 - Enrollment rate in vocational education
 - Enrollment rate in higher education

Status at a glance:
Will target be reached by 2015?
probably potentially unlikely
insufficient data
State of supportive environment
strong **fair**
weak but improving weak

Target 5

By 2015, improve the quality of educational outcomes.

- Indicators:
- Proportion of children who complete 9 years of compulsory basic education

- Proportion of pupils who complete grade 12
- Ratio of dropouts by gender, minority, and area (urban/rural)
- Literacy rate of 15+ year-olds
- Literacy rate of Roma, Ashkali and Egyptians (RAE) children
- Proportion of qualified teachers
- Proportion of trained teachers
- Reform of curricula

Status at a glance:
Will target be reached by 2015?
probably **potentially**
unlikely insufficient data
State of supportive environment
strong **fair**
weak but improving weak

Target 6

By 2015, increase financing, both public and private, for the education sector, increasing its share to six per cent of GDP (public only)²², and improve efficiency in the use of available resources.

- Indicators:
- Share of education expenditures in the GDP
 - Share of education spending in budget

Status at a glance:
Will target be reached by 2015?
probably **potentially**
unlikely insufficient data
State of supportive environment
strong **fair**
weak but improving weak

²² No data available for private financing for the education sector

Second Millennium Development Goals Report for Kosovo

Target	Indicator	2004/5	2010	2015
<i>4. By 2015, all children everywhere, particularly girls, children in difficult circumstances and those belonging to ethnic minorities, will have access to, and complete, nine years of free and compulsory education of good quality</i>	1.1 Pre-school education enrollment rate (%)	11.86*	15.0	30
	1.2 Primary education enrolment rate (%)	95.44	99.0	100
	1.3 Primary Education Enrollment Rate for K-Albanians (%)	95.94	99.0	100
	1.4 Primary Education Enrolment Rate for K-Serbs (%)	93.97	99.0	100
	1.5 Primary Education Enrolment Rate for RAE (%)	75.65	90.0	100
	1.6 Primary Education Enrolment Rate urban areas (%)	94.98	99.0	100
	1.7 Primary Education Enrolment Rate in rural areas (%)	95.77	98.0	100
	1.8 Enrollment rate of children with special needs (%)	12.1*	17.0	50
	1.9 Enrollment rate in higher cycle of secondary education (%)	75.2	90.0	100
	1.10 Vocational education as share of total number of students in secondary education (%)	51.7		
	1.11 No of students in tertiary education	28,935		36,169 (25% increase)
	1.12 Share of women in higher education (%)	46.0	48.0	50
	1.13 Share of men in higher education (%)	54.0	52.0	50
<i>5. By 2015, improve the quality of educational outcomes</i>	2.1 Percentage of pupils starting grade 1 who reach grade 9 (%)	95.30	99.0	100
	2.2 Percentage of pupils starting grade 10 who reach grade 12 (%)	73.5*	90.0	100

	2.3 Ratio of dropouts, 1–9 (%)	1.71.	1.5	1.0
	2.4 Ratio of female dropouts, 1–9 (%)	1.3.	1.1	1.0
	2.5 Ratio of male dropouts, 1–9 (%)	1.4	1.2	1.0
	2.6 Illiteracy rate of 15 + year olds (%)	n/a	5.0	4.0
	2.7 Proportion of schools working 2 shifts (%)	n/a		
	Literacy rate of RAE children	n/a	n/a	n/a
	2.8 Proportion of qualified teachers (pre-school + 1–10 grade) (%)	n/a	95.0	100.0
	2.9 No. of trained teachers	11,749	12,500	15,000
<i>6. By 2015, increase financing, both public and private, for the education sector, and improve efficiency in the use of available resources</i>	3.1 Share of education expenditures in GDP (%)	3.9	5.0	6.0
	3.2 Share of education spending in budget spending (%)	12.6	15.0	17.0
	3.3 Private spending	n/a	n/a	n/a

Source: MEST (2005, 2006), SOK (2004), UNDP (2004), Kosovo Budget 2006 *, 2003/04

Current situation analysis

In 1989, after the suspension of the autonomy of the Kosovo Government by the Serbian regime, K-Albanians were excluded from the official education system. In response, K-Albanians established a parallel education system at the primary, secondary and tertiary levels²³. The parallel education system was funded

by three different sources: remittances from the Diaspora, funding from the community and in-kind donations, and tax revenues collected within the budgetary system of the Kosovo Government in exile²⁴. This system lasted until the conflict of 1999, and was characterized by a low quality of education as a result of the political turmoil.

Starting from 1999, investment in the education system focused on rebuilding schools and facilities as well as on improving the quality of

²³ Parallel Words Rebuilding the Education System in Kosovo, Sommers, M and Buckland, P, 2004

²⁶ Quality Basic Education as a Function of Human Development, KEC, 2006

education itself, at all levels. In this vein, the system was reformed in 2000/1 and 2002/3. In 2001, the Kosovo Curriculum Framework (KCF) was drafted. This framework focused on reform of curricula, covering content of syllabi and school textbooks, and improvements in student assessment, including new philosophies and approaches in teaching and learning.

Although MEST had not approved the KCF, it served as a basis for reform. In 2002, Kosovo adapted an EU education system structure, i.e., 5 + 4 + 3/4 years of primary and secondary education for 6–15 year olds, with pre-school education for 0–5 year olds. This implied inclusion of a ninth grade, which, due to the lack of space, exposed some schools to the challenge of operating three to four shifts²⁵. During the period 2003 to 2005, the curricular reform was implemented and new textbooks were published for grades 1, 2, 3, 6, 7, 8 and 9²⁶. The reform was accomplished with significant donor support through the Public Investment Programme and Donor Designated Grants.

The support of local and international experts was immense, with the latter providing more contemporary ideas to the reorganization of the education system. However, donor funds decreased from about €43 million in 1999 to about €7 million in 2005. This drastic decrease in donor funding and the limited capacities of the Kosovo Consolidated Budget (KCB) represent the major challenges for continuing the quality improvements in the education system. Furthermore, the implementation of curricular reform is also not considered satisfactory as a result of unprepared teachers and a lack of objectivity in subject

selection²⁷. The reform of textbooks, too, was considered unsatisfactory. The main challenges facing this part of the reform process were lack of planning and too tough deadlines for the writing of new textbooks.

During this period, special efforts were put on building an integral education system where all minorities would have equal access. In this regard, all minorities have been integrated into the system in all respects, with the exception of the Serb minority, which is integrated only in terms of budget funding.

In the post-conflict period, progress has been recorded in integrating children with special needs into the education system. Yet, there is lack of research aiming at identifying their needs, which would help to establish criteria for deciding on whether or not to include them directly into regular education²⁸.

Finally, the quality of outputs is lagging behind the standards essential in terms of enrollment rates in both pre-school and tertiary education.

Compulsory education

According to the new system, schooling from age six to 15 years is compulsory. In this regard, efforts have been made to increase access to education for all children, irrespective of ethnicity. For the academic year 2004/5, 97 per cent of the age group 6–15 attended school for at least part of their compulsory education (see Table A3). Yet, the percentage of pupils successfully completing grade 9 was only 95.3 per cent compared to 96 per cent in the previous year. Meanwhile, the number of pupils

²⁷ Kosovo Human Development Report, UNDP (2006)

²⁸ Quality Basic Education as a Function of Human Development, KEC, 2006

Table 4. Number of students in vocational education

Year	2002/2003	2003/2004	2004/2005	2005/2006
Total number of students in vocational training schools	47,024	43,162	41,205	40,189
Vocational education as share of the total number of students in secondary education (%)	54.2	59.4	51.7	54.5

Source: SOK, 2006

completing grades 10 to 12 showed an even greater decrease, from 83.4 per cent in 2003/4 to 73.1 per cent in 2004/5, i.e., a reduction of more than ten per cent.

Disparities by ethnicity in enrolment in primary education also need improvement. In 2004/5, the RAE-minority recorded an enrolment level of only 75.7 per cent, much lower than the other groups: K-Albanians had an enrolment level of 95.9 per cent and K-Serbs, a level of 94 per cent. In contrast to these other two groups, the RAE-minority does not have its mother tongue as a language of instruction.

Another issue that needs addressing is the low level of participation in secondary education in rural areas, often as a result of the long distance to school; members of more than 71 per cent of households have to travel more than five km to reach a secondary school²⁹. Differences between areas appear also in terms of level of utilization of resources. School resources in rural areas are under-used, i.e., they have a low pupil : teacher ratio, while in urban areas on the other hand, schools are overcrowded, partly as a result of immigration into rural areas following the conflict, and operate multiple shifts due to lack of space.

²⁹ Kosovo Public Expenditure and Institutional Review (Volume I), World Bank Report No. 32624 – XK, September 2006

Children with special needs

The inclusion of children with special needs has recorded some progress.

For the school year 2003/4, 799 pupils enrolled at schools for children with special needs.

To improve their inclusion, classes for children with special needs have also been established. Furthermore, for the relatively less handicapped, the inclusion of children into regular classes has been anticipated

Vocational education

Vocational education plays an important role. More than half of all students in secondary education are enrolled in vocational education programmes (Table 4) where males make up around 63 per cent.

The Ministry of Education, Science and Technology, with the support of donors, in their efforts to better address the labor market demand, have identified twelve vocational fields and prepared curricula for 60 different profiles. Yet the vocational education system faces several challenges, including: a) input-orientated, rather than output-orientated, focus; b) weak links with the labor market; c) lack of partnerships with the private sector in terms of funding; and d) low level of inclusion of adults³⁰.

³⁰ Kosovo Human Development Report, UNDP (2006)

Qualification and Training of Teachers

To improve the quality of education through supporting the implementation of reforms, a great number of teachers and other school staff have been trained. This effort is characterized by a positive trend: in 2002 around 2,000 teachers were trained, in 2003, around 1,605, while in 2004, the number was 11,749 (Table 5). MEST has also liberalized the issue of school text books, facilitating publishing to further support the reform of curricula. Each school text book can now be published by three different companies.

Table 5. Number of teachers trained

Year	2002	2003	2004
Number of teachers trained	2,000	1,605	11,749

Source: Ministry of Education, Science and Technology

Given that teaching is undertaken in five languages – Albanian, Serbian, Bosnian, Turkish, and Croatian – MEST is working towards translating the text books into each of them. K-Serbs, however, have organized a parallel education system and have not yet integrated themselves into the Kosovo Education System.

This creates another significant weakness in the system and MEST should focus efforts on developing one system for all ethnicities.

Table 6: Percentage of qualified teachers in pre-school and primary education

Year	2004/2005
Preschool education	82.39
Primary education, 1–9	82.22
Secondary education, 10–12	75.94
Pre-school and 1–10 grade	81.7

Source: Ministry of Education, Science and Technology

One of the main concerns regarding the quality of schooling available in Kosovo is the employment of inadequately qualified teachers. For the academic year 2004/5, 18 per cent of teachers in classes from pre-school to grade 10 were unqualified. The figure for is even higher for secondary education, i.e., grades 10–12 with nearly one in four (24%) of teachers being unqualified (Table 6). Another concern is the positioning of inadequately qualified teachers in the vocational schools.

School drop out

The percentage of pupils dropping out of school increases with level of education, that is they are highest for grades 10–12. However, there is no constant trend, with fluctuations in percentage drop out with both time and gender. Surprisingly, the level among girls was higher than among males in one academic year, 2003/4, though the levels were reversed in the other two academic years.

The main reasons identified for dropping out of primary and secondary education are a long distance between home and school, particularly so for pupils in rural areas, lack of transportation, a family's needs for help from their children, and the perception that children will not derive any benefit from education.³¹

³¹ Kosovo Human Development Report, UNDP 2006

Table 7. Percentage drop out from primary and secondary education

Year	2002/3	2003/4	2004/5
Grades 1–9	1.67	1.61	1.71
Girls, 1–9	1.63	1.79	1.30
Boys, 1–9	1.70	1.44	1.40
Grades 10–12	2.32	3.56	2.07
Girls, 10–12	2.00	4.17	1.46
Boys, 10–12	2.56	2.81	2.56

Source: Ministry of Education, Science and Technology

Higher education

Kosovo's higher education system comprises a single public university, Prishtina University, and 15 private higher education institutions. Prishtina University consists of 17 faculties, 14 academic faculties and three faculties of applied sciences.

The number of students enrolled at the university has been continually increasing, reaching 33,735 students by the academic year 2005/6 (Table 8).

Nevertheless, Kosovo lags behind other CEE countries in terms of number of students per 100,000 inhabitants: 1,440 students per 100,000 inhabitants (2003/4),

excluding those in private higher education institutions, compared with 2,200 and 2,537 for Albania and FYROM, respectively, and 5,229 for Slovenia, a figure three and a half times higher than that for Kosovo.

Moreover, given the fact that Kosovo has the youngest population in the region, with 21 per cent of its population being between the ages of 15 and 25, the inclusion rate is exceptionally low. Encouragingly, there is increasing interest of youth in pursuing higher education, but the university has insufficient capacities to accommodate them³².

Table 8. Number of students enrolled at the University of Prishtina

Year	2002/23	2003/4	2004/5	2005/6	2006/7
Number of students enrolled at University of Prishtina	23,175	25,200	28,832	33,735	
Number of students enrolled in Private Higher Education Institutions					10,368
Number of students per 100,000 inhabitants		1,440			

Source: Ministry of Education, Science and Technology

32 Kosovo Human Development Report, UNDP 2006

According to the 2006 Education Strategy of MEST, the higher education system is inefficient: students in the academic year 2000/1 took an average of 6.5 years to graduate. Furthermore, minority groups are under-represented at university, where only 118 Bosnians and one Turk enrolled for the academic year 2003/4, a total of 1.8 per cent of all new entrants, and there was no other minority group represented.

Prishtina University recently underwent reform through which it restructured the academic courses in line with the Bologna Process, adopting thus the 3+2+3 system. Nevertheless, there is still much room for improvement, in particular in the methodology of teaching and learning, and of student assessment. This year, efforts were made to establish a National Accreditation Agency, with the objective of ensuring a high quality of education at higher education institutions, but the agency has yet to start its activities.

Financing of education in Kosovo

In 2006, the spending on education as a percentage of GDP increased from 3.6 per cent to 4.4 per cent (Table 9), a share similar to that of other countries in the region. An increase was also recorded in the absolute amount spent on education. Its share of total public expenditure increased from 12.6 per cent in 2005, to 15.2 per cent in 2006. These figures are also similar to other countries in the region. Yet, an argument for increasing public expenditure on education remains, based on the fact that Kosovo has the highest percentage of people of school age in Europe. Furthermore, the current size of education budget spending is not sufficient to finance the programmes planned for the period 2007 to 2013, with implications for the process of improving the quality. Hence, increases in education expenditure as a share of GDP and of total public spending are essential.

Table 9. Financing of education in Kosovo

Indicator	2004	2006
Education expenditure/GDP (%)	3.6	4.4
Education expenditure/Budget spending (%)	12.6	15.2
Private sector	n/a	n/a

Source: KDSP – Strategy on Education, 2006

Challenges

A wide range of difficult challenges remain to be addressed to improve the quality of education available in Kosovo. First of all, the education system lacks an appropriate management information system,

necessary for tracking progress of the indicators. Financing of the education sector, both public and private, with emphasis on improving infrastructure, setting teaching standards and capacity building remain to be addressed. Such financing must be

associated with improved efficiency in the use of available resources and the attracting of funding other than from the state budget.

The legal framework for private educational institutions has not yet been completed, while its implementation will require monitoring. Quality assurance models, mechanisms and monitoring tools are to be established in all three levels of education. The financing of book publishing and updating of school text books also remain a challenge to improve the quality of Kosovo's education system. Meanwhile, municipalities are ill-equipped to undertake roles in the education system, and low wages are forcing teachers to change careers. Another important challenge is the integration of K-Serbs into the official education system.

Ways Forward

In order to achieve the objectives that have been set, the ways forward should focus on the following:

- a) Restructuring and maintaining a fully-functioning education management information system (EMIS) networked throughout the sector;
- b) An assessment by the government of the needs for capital investment in schools, especially for space requirements, in order to improve the infrastructure and teaching technology with reference to higher education;
- c) Increasing the share of public sector expenditure on education in GDP;
- d) Supporting municipalities to fulfill their part of responsibility;
- e) Cooperating with the Ministry of Labor and Social Welfare to provide timely access to free school text books for the children of poor families;

f) Integrating the Serb minority into the formal education system;

g) Addressing solutions to prevent school drop out by both K-Albanian females and non-Serb minorities;

h) Decentralizing management responsibility down to the local level;

i) Reviewing the salary system and aiming to achieve the standards of neighboring countries;

j) Creating appropriate conditions to improve the inclusion of children with special needs in the educational system;

k) Conducting adult literacy programmes for eradication of illiteracy;

l) Developing and implementing a professional development and accreditation system for teachers, and administrative and managerial staff in the education system;

m) Creating mechanisms for the equivalence of non-formal and formal education qualifications;

n) Establishing and operating career guidance services and programmes;

o) Setting up staff appraisal procedures (quality performance evaluation) for all levels of staff within consistent quality assurance and monitoring systems;

p) Building human resource capacities for governance, leadership and management at education institutions and equally at the municipal and national levels of administration;

r) Allowing educational institutions exemption from duties and taxes on equipment and goods used in the educational process.



**... promote gender
equality and
empower women!**

MILLENNIUM
DEVELOPMENT
GOALS



MDG 3 PROMOTE GENDER EQUALITY AND EMPOWER WOMEN

Target 7

By 2015, eliminate gender disparity from all levels of education.

Indicators: Ratio of girls to boys in primary, secondary and tertiary education
Ratio of literate females to males of 15–24 years of age

Baseline: Ratio of girls to boys in primary, secondary and tertiary education (2003)
Grades 1–5: 0.89
Grades 6–9: 0.87
Grades 10–12: 0.82
University: 0.69

Status at a glance:

Will target be reached by 2015?

probably **potentially** unlikely
insufficient data

State of supportive environment

strong fair
weak but improving weak

Target 8

By 2015, increase the number of women in political decision making (to at least 40% according to the Law on Gender Equality).

Indicators: Proportion of seats held by women in national parliament
Share of women in wage employment in the non-agricultural sector

Baseline: Proportion of seats held by women in national Parliament, 28.3 per cent (2003)

Status at a glance:

Will target be reached by 2015?

probably **potentially** unlikely
insufficient data

State of supportive environment

strong fair
weak but improving weak

Target	Indicator	2003	2006	2010	2015
7. <i>Eliminate gender disparity from all levels of education no later than 2015</i>	1.1 Ratio of girls to boys in primary, secondary and higher education	Grades 1–5, 0.89 Grades 6–9, 0.87 Grades 10–12, 0.82 University: 0.69	Grades 1–9, 0.92 Grades 10–13, 0.78 University, 0.85 (2005)	0.95	1 1 1
	1.2 Ratio of literate females to males of 15 + years	Urban, 0.92 Rural, 0.90		0.95	1 1

Target	Indicator	2003	2006	2010	2015
8. By 2015, increase the number of women in political decision making (to at least 40% according to the LGE)	2.1 Proportion of seats held by women in national parliament (%)	28.3	30.0	35.0	40
	2.2 Proportion of women minister and deputy ministers (%)		7.6	15.0	30
	2.3 Proportion of management positions by women at the municipal level (%)		10.0	20.0	30
	2.4 Share of women in wage employment in the non-agricultural sector (%)	23.0	23.0	25.0	32

Source: MEST (2005, 2006), SOK (2004), MPS/DCSA (2006), Riinvest SME Surveys (2003, 2004)

Current situation analysis

According to SOK (2003), Kosovo has approximately 2 million inhabitants, of which 50 per cent are women³³.

The Human Development Index of Kosovo highlights that it is one of the poorest countries in Europe³⁴, with women being more disadvantaged than men in terms of employment, education, opportunity for choice and active participation in public life³⁵.

The level of illiteracy among women is 12.5 per cent³⁶, an exceptionally high figure, even among the countries of the region³⁷. It is therefore surprising that data from HDR (UNDP 2004) show that in Kosovo around 85 per cent of women are employed in the services sector, with only eight per cent employed in manufacturing and trade, and six per cent in agriculture.

Although gender is a cross-cutting issue, gender equality should be treated also as a specific issue in order to build policies that transcend all sectors of society. Gender issues should be designed as a separate strategy that will serve as the foundation for all activities aimed at

³³ Kosovo and its population, SOK, September 2003, revised version

³⁴ Kosovo Socio-economic Profile and Development Challenges, Riinvest, 2005

³⁵ Human Development Report Kosovo 2004, UNDP, Chapter II

³⁶ Literacy in Kosovo, SOK, February 2004

³⁷ In Albania, the level of illiteracy is 1.7%; in Croatia, 2.8%.

integrating the perspective of gender equality in Kosovo according to the MDGs, European Partnership Plan, the UN Convention on Elimination of all forms of Discrimination Against Women (CEDAW), United Nations Security Council Resolution (UNSCR) 1325 and the EC Roadmap on Gender Equality for 2006–2010. It is believed that gender equality represents a strong tool through which sustainable development is made possible. In Kosovo, there is still space for increasing the awareness and commitment of all the relevant stakeholders on the importance of promoting gender equality.

Here, few women have made the breakthrough to senior public and political posts and there is a lack of women in the decision-making levels. The role of women in the social, economic and political development processes is superficial rather than substantial. Meanwhile, there is little integration of women in formal income earning activities and in managerial positions within the public administration.

Despite the fact that Kosovo has created a good legal basis for ensuring gender equality, and that in recent years visible steps have been taken to promote gender equality, there is no satisfactory progress made in implementing the legislation. According to the Law on Gender Equality (LGE), equal participation of women and men is achieved when either gender is represented by 40 per cent in institutions, bodies or authority³⁸.

Gender inequality has a negative impact on balancing the opportunities, living conditions and social status of women and men. If gender equality issues are not addressed appropriately, a society runs the risk

of having 50 per cent of the population improperly integrated into the social, political and economic developments. Subsequently, the potential of that society would be underused. Appropriate addressing of this issue implies first the identification of the causes of inequality within the family and community, and in access to the labor market, education, health and child-care services.

Challenges

As elaborated above, there are gaps and challenges impeding the achievement of full gender equality in Kosovo. Even though appropriate laws and mechanisms are in place, there still exist cultural, economic and social obstacles.

Gender, similar to human rights, cuts through all sectors and has thus an impact on political, economic and cultural issues. According to the World Bank, *It is evident that those countries where gender equality is at a low level face a delayed economic development, as well as delay in poverty reduction at a larger scale than those countries where gender equality is at a satisfactory level*³⁹. In addition, the UN Millennium Declaration states that *all countries should support gender equality and empowerment of women, as the best way to fight poverty, hunger and diseases and to stimulate development that is truly sustainable*.

Critical issues remain to be addressed, such as the issue of ensuring higher participation of women in secondary and tertiary education, raising awareness and understanding of gender issues in society, and increasing participation of women in income generating activities.

³⁹

<http://www.worldbank.org/WBSITE/EXTERNAL/TOPICS/EXTGENDER/0,contentMDK:20191732~pagePK:210058~piPK:210062~theSitePK:336868,00.html>

³⁸ See Article 3, LGE

Ways forward

To lead forward the implementation of policies and strategies already defined in the area of gender equality, focus should be applied to the following:

a) Building operational programmes for implementing priority issues within approved policies and the LGE;

b) Raising public awareness on drop out rates from mandatory education by young women;

c) Improving the social care system within schools to eliminate dropping out from compulsory education by young women, especially in rural and poor areas;


d) Providing support for female entrepreneurship in general, and in

particular for poor and rural families through social programmes;

e) Enriching research and publication funding on gender issues and structuring all statistical system and related databases by gender;

f) Increasing the education level of women and their level of qualifications through professional training and qualification courses to increase the number of employed women, eliminate the gap in average salaries and increase the number of women in managerial and decision-making positions. Additionally, there will be a concentration on enforcement of truancy legislation;

g) Supporting engagements of women in political parties and civil society organizations.



... reduce child mortality!

MILLENNIUM
DEVELOPMENT
GOALS



MDG 4 REDUCE CHILD MORTALITY

Target 9

Between 2000 and 2015, decrease the Infant Mortality rate by two-thirds.

Indicators: Infant mortality rate
Perinatal mortality rate
Measles vaccination coverage for one-year old children

Status at a glance:
Will target/s be reached by 2015?
probably potentially unlikely
insufficient data
State of supportive environment
strong fair **weak**
but improving weak

BOX 1. Baselines and data problems

Data on various demographic aspects (in particular on child mortality) from different sources are highly contradictory and as such have made it difficult for the project team to make consistent estimates. For example, data on the Infant Mortality Rate are inconsistent among different sources. According to SOK, the IMR in 2004 was 11.8‰ (see Figure A1), while the Demographic Health Study (DHS) 2003 estimated it at between 35 and 49‰, while for the Under 5s it was estimated as 69‰. On the other side infantile mortality 2004 for several countries was : Albania 16‰, Bosnia and Herzegovina, Serbia and Montenegro 13‰, Croatia 6‰, Slovene 4‰ (World Health Statistics 2006). From the perspective of these data the estimation at the DHS (2003) seems to high. However all data indicate that Kosovo has the highest IMR in South East Europe.

The inconsistencies limit possibilities for obtaining accurate estimates of the actual child mortality, and in turn the building of consistent targets and baselines.

This situation highlights an immediate need for the development of systematic and serious research to establish a system that would gather reliable data into the existing system of the MoH and SOK.

Child and infant mortality are considered to be the most complex issues impeding Kosovo's development. The indicators reflect the health system's inefficiencies, as well as the impact of risk factors that go beyond the health system, such as social, economic and environmental factors.

However, perinatal mortality in Kosovo (Figure 2) has been decreasing⁴⁰, from

29.1‰ in 2000 to 23.1‰ in 2006⁴¹. Nevertheless these rates remain among the highest in Europe⁴². The main causes of early neonatal death in Kosovo in 2005 were prematurity (54%), congenital anomalies (25%), asphyxia (8%), perinatal causes (8%), infections (4%) and others (1%)⁴³.

are taken as proxy for infant mortality rates reported by the Statistical Office of Kosovo.

⁴¹ Perinatal Situation in Kosovo 2000–2006, April 2007, Prishtinë

⁴² According to the latest data available on the WHO HFA database.

⁴³ Perinatal Mortality Situation in Kosovo, 2005

⁴⁰ Following WHO recommendations, institutional perinatal data are considered more reliable and

Figure 2.



Source: Perinatal Situation in Kosovo for 2000–2006, (2007)

The last measles epidemic in Kosovo was recorded in 1997, with approximately 400 cases and seven deaths. In subsequent years, the vaccination coverage was less than 80 per cent, low enough to cause another epidemic. To prevent another outbreak, between 6 and 16 October 2006, 495,175 children from 1 to 15 years of age received a measles and rubella vaccine. To address the uncertainty of the number of children targeted, a Lot Quality Assessment (LQA) survey was conducted as part of the Supplementary Immunization Activities evaluation.

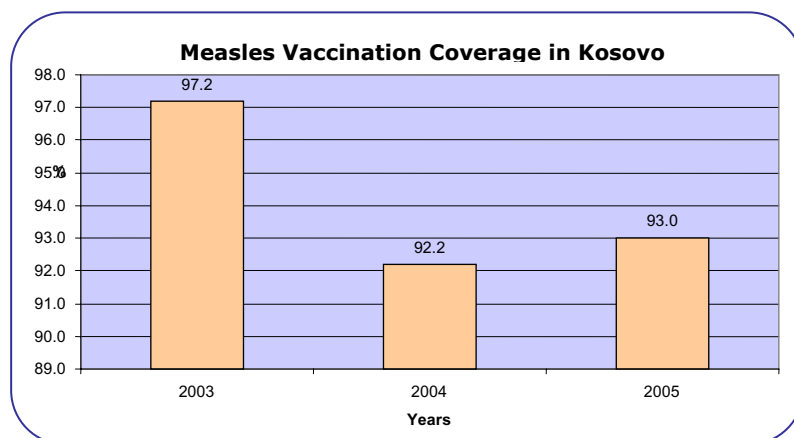
The LQA recorded an overall coverage of 99.5 per cent, with 100 per cent coverage among pre-school and school-aged children⁴⁴. This coverage remains high according to the National Institute of Public Health (NIPH) (Figure 3).

It is worth pointing out that since 2002 Kosovo has been free of polio⁴⁵, and there have been no polio cases since 1996. Furthermore there have been no cases of neonatal tetanus since 1997.

⁴⁴ Analysis of Mother and Child Health Status, F.A Qosaj, M.Berisha, I. Begolli, 2005

⁴⁵ WHO announced on 21 June 2002 that its European region, which includes 51 countries, was free of polio wild virus. Source: WHO web page (<http://www.who.int/mediacentre/news/releases>)

Figure 3.



Source: Analysis of Mother and Child Health Status, F. A. Qosaj, M. Berisha, I. Begolli, MoH-NIPH, 2005

Challenges

According to current studies⁴⁶, the main health system challenges include tackling the issue of reducing child mortality, improving efficiencies and ensuring the human resources required, addressing properly the motivation of health workers, regulating the referral system, equipment and its maintenance, and providing continuous availability of laboratory diagnostic services and drugs. Achieving full vaccination coverage remains a priority.

Ways forward

The Kosovo Health Development Strategy 2007–2013 includes activities aimed at tackling the above-mentioned issues as a top priority, focusing on improving mother and child health. Also, activity plans of UN agencies are included for the period 2007–2009. In order to maximize the absorption capacities and increase efficiency in achieving targets for MDGs 4 and 5, NIPH and MoH should

establish a “Mother and Child Observatory”⁴⁷ that will focus on monitoring and evaluating mother and child programmes and projects aiming at achieving both of these MDGs. Due to this specific and important issue WHO and UNICEF recommended establishment of the Mother and Child Unit within the MoH, as well as strengthening of the capacities of professional associations and other relevant partners.

In this regard, it is also advisable to develop Child and Adolescent health and development strategy as one of public effective interventions.

There is also more to be done in ensuring institutionalization of vital mother and child data and in strengthening capacities for statistical analyses and for incorporating programme activities in planning and resource allocation within government resources, not only in the health sector.

⁴⁶ Perinatal Mortality Situation in Kosovo, 2005

⁴⁷ Recommendation of Public Health Conference Albania, 11–13 December, 2006, Tirana



**... improve
maternal health!**

MILLENNIUM
DEVELOPMENT
GOALS



**MDG 5
REDUCE MATERNAL MORTALITY**

Target 10

Between 2000 and 2015 decrease by three-quarters the level of maternal mortality.

Indicators: Maternal Mortality Ratio
Proportion of births attended by skilled personnel
Contraceptive prevalence rate
Baseline: n/a

Status at a glance:
Will target be reached by 2015?
probably potentially
unlikely **insufficient data**
State of supportive environment
strong fair
weak but improving weak

Target	Indicator	2000	2003	2005	2010	2015
10. Decrease by 3/4 maternal mortality between 2000 and 2015	1.1 Maternal Mortality ratio 100, 000	23.0	21.9	6.98	6.0	5.5
	1.2 Proportion of births attended by skilled personnel (%)	n/a	95.0	96.0	98.0	100.0
	1.3 Contraceptive prevalence rate (%)	n/a	44.0	50.0	60.0	70.0

Source: *Perinatal Mortality Status in Kosovo, 2005*

There are no reliable data on maternal mortality rates in Kosovo. Those that exist are shown in Table 10.

According to the latest DHS (2003), the Crude Birth Rate (CBR) is 23 births per thousand from the population, a figure that has declined from 27 for the period 1988–1993.

2.8 children in their lifetime and the rate of population growth was estimated to be between 1.6 and 1.7 per cent per annum. Such natality figures are high and indicate that the Kosovo population would double in about 40 years.

According to the same study, women gave birth at that time on average to

Table 10. Maternal mortality in Kosovo

Year	Maternal Deaths	Births	Maternal mortality per 100,000
2000	9	39,091	23.0
2001	5	39,578	12.6
2002	0	35,399	0.0
2003	7	31,932	21.9
2004	3	30,925	9.7
2005	2	29,056	6.9
Total	26	205,981	12.6

Source: *Perinatal Mortality Status in Kosovo, 2005*

More recently, awareness of family planning needs and methods has been increasing. About 96 per cent of female respondents claim to have heard of at least one family planning method, most having heard of efficient, modern methods, such as the pill, Intra Uterine Device (IUD), injections and condoms. The most well-known methods are the pill and IUD (heard about by more than 86 per cent of respondents). The percentage of ever-married women of reproductive age who are currently using contraception – the Contraceptive Prevalence Rate (CPR) – grew from about 32 per cent in 1999 to 44 per cent in 2003⁴⁸. In terms of care for would-be mothers, 95 per cent of Kosovo women have access to antenatal care and 25 per cent of those undertake more than three antenatal visits.

The main causes of maternal death in developing countries are: unsafe abortion, anemia, eclampsia, bleeding, obstructive birth and puerperal infections. In Kosovo however, there are no such data available.

Challenges

Although the MoH has a reproductive health strategy included in the Kosovo Health Strategy 2007–2013, challenges remain in the capacities for data gathering, statistical tracking, planning and resource allocation mechanisms to implement this strategy, as well as implementation of the laws approved by parliament⁴⁹.

⁴⁸ A survey conducted by CARE (2003) estimated that 36% of all women use modern contraceptive methods, DHS, 2003.

⁴⁹ Law on Reproductive Health and Law on Pregnancy Termination



**...combat HIV/AIDS
tuberculosis and other
diseases!**

MILLENNIUM
DEVELOPMENT
GOALS



**MDG 6
COMBAT HIV/AIDS AND
TUBERCULOSIS**

Target 11

HIV/AIDS

By 2015, to have halted and begun to reverse the spread of HIV/AIDS.

Indicators: HIV prevalence rates

Baseline: Prevalence among groups at higher risk of HIV exposure at < 1 per cent

Status at a glance:
Will target be reached by 2015?
probably potentially
unlikely **insufficient data**
State of supportive environment
strong fair
weak but improving **weak**

Target	Indicator	2004	2005	2006	2010	2015
11. Maintain HIV prevalence among groups at higher risk of HIV exposure at < 5%	1.1 Prevalence among groups at higher risk of HIV exposure			< 1%	< 5%	< 5%
12. By 2015, to have halted and begun to reverse the spread of tuberculosis	2.1 Tuberculosis incidence rate/100,000	48	52	n/a	42	26

Source: UN Theme Group on AIDS (UNDP, UNICEF, UNFPA, WHO) and Kosovo AIDS Committee, TB Global Fund Project, HFA (2004)

Current Situation Analysis

Kosovo remains a low risk country with respect to the spread of HIV/AIDS. In November 2006, the NIPH reported two new cases, bringing the total to 67 persons reported as HIV positive⁵⁰. During 2006, eight HIV patients were receiving ARV (Anti Retroviral) therapy, which according to MoH represents 100 per cent coverage.

Despite these encouraging statistics, demonstrating that HIV prevalence in Kosovo is low, the risk factors that contribute to HIV transmission remain very high, and include a very young

population, high levels of unemployment, illicit drug use, particularly of heroin, an emerging sex industry with workers coming from countries with a higher prevalence of HIV/AIDS and changes in sexual behavior. Meanwhile, there is a low level of knowledge on routes of virus transmission, which further threaten the spread of infection.

The MoH, through the HIV/AIDS Office and partners, have continued activities in implementation of the HIV/AIDS strategy. The MoH has defined national indicators and targets for decreasing the incidence of HIV/AIDS, while an HIV/AIDS monitoring and evaluation programme unit has been established. The MoH has also supported NGOs through preparation of information, with education and communication

⁵⁰ PISG/MoH, Annual Report 2006, HIV/Aids Office

materials in Albanian and Serbian, and worked closely with GO and NGO agencies involved in prevention programmes, including those working with minorities.

Kosovo's HIV/AIDS strategy was defined three years ago. Despite progress made through relevant structures as defined in the strategy, current developments in GOs and NGOs indicate that the surveillance system remains fragile and risk factors remain high, even though the number of reported cases remains low. This is a treacherous arrangement, particularly in a resource-constrained context, where a low threat is inferred from a low prevalence rate and interpreted as low priority prevention.

This situation may cause missed opportunities to avert new HIV case infections, leading to a vicious circle.

Given the current number of cases, potential risk factors, demographic structure and available resources, the National HIV/AIDS strategy implementation should be assisted by international agencies and should focus on HIV/AIDS prevention and disease surveillance. Moreover, the line of accountability and responsibility among the relevant stakeholders should not be left simply to voluntary adherence; to the contrary it should be enforced by the MoH according to Kosovo's HIV/AIDS strategy 2004–2008, in order to achieve the target by 2015.

Target 12

TUBERCULOSIS

By 2015, to have halted and begun to reverse the spread of tuberculosis.

Indicators: Tuberculosis incidence and prevalence rates

Baseline: Incidence rate, 83/100,000 (2000)

Status at a glance:

Will target be reached by 2015?

probably **potentially** unlikely
insufficient data

State of supportive environment

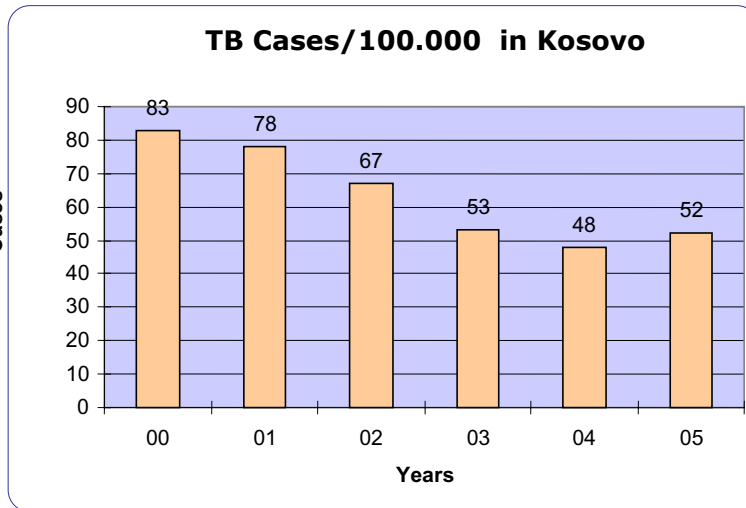
strong fair
weak but improving **weak**

Current Situation Analysis

Despite a decreasing trend in tuberculosis incidence over the previous five years, 2005 recorded a

slight increase in the number of TB cases (Figure 4).

Figure 4.



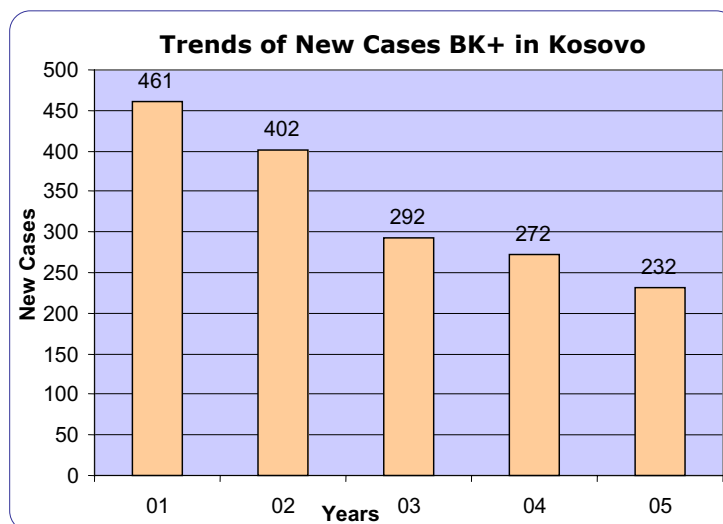
Source: TB Global Fund Project

The latest data available on the TB notification rate in Kosovo show that the level remains high compared to neighboring countries such as Albania, Macedonia, Serbia and Montenegro and especially compared to Slovenia, but lower than Bosnia Herzegovina, Romania and former Russian Federation Countries (see Figure A2). Of the 1,102 cases reported in 2005, 232 were new cases, representing a further decrease in new cases since 2001 (Figure 5).

In 2005, the number of new cases reported was half of the figure reported for 2001, while the number of recurrent cases decreased to more than half of that reported in 2001 (from 105 cases in 2001, to 40 in 2005)⁵¹. According to the TB Global Fund Project, the proportion of bacteriologically-confirmed cases has been decreasing by approximately 10 per cent since 2001.

⁵¹ TB Global Fund Project

Figure 5.



Source: TB Global Fund Project

Challenges

Improvements made in sustainability of TB disease surveillance⁵² put more responsibility onto improving TB morbidity indicators. Since TB is particularly related to socio-economic factors, a cross-sectoral approach to this issue is required. Actions taken could be followed through improving indicators that show access to health care and quality of care, improving or at least maintaining the treatment success rate for new cases (which increased from 90% in 2001, to 93% in 2003) and improving treatment success rate for recurrent cases (which decreased from 80%, to 76% in 2003).

Kosovo MoH, through the TB Global Fund Project, has established a sustainable mechanism of TB reporting to the annual WHO Global Report on TB. However, more needs to be done to improve survey quality, including the conducting of a TB multi-drug-resistance survey, strengthening capacities in statistical analyses and

incorporating incrementally TB programme activities in planning and resource allocation within government resources.

So far, the Global Fund remains the leading agency supporting the MoH in implementation of the Kosovo Health Strategy, reducing communicable diseases as one of its five priorities, while focusing on TB.

Ways forward

Analyses show that MDGs 4 to 6 may be achieved if the Kosovo government mobilizes the resources and necessary political will to support creation and implementation mechanisms for relevant designed strategies, laws and regulations. Aiming to achieve the MDGs with an annual population growth rate of 1.2 per cent and the anticipated economic development, improving efficiencies remains the main challenge for the health and related sectors.

⁵² Average annual % difference in reporting system for 2000 to 2005 is -4%



**... ensure
environmental
sustainability!**

MILLENNIUM
DEVELOPMENT
GOALS



**MDG 7
ENSURE ENVIRONMENTAL
SUSTAINABILITY**

Target 13

By 2015, integrate environmental concerns into economic sectors.

Indicators: The number of economic sector (transport, energy, industry, mining, agriculture, tourism, etc.) strategies drafted and level of integration of the relevant environmental concerns
Environment impact assessment projects drafted and approved
Number of approved legal acts, harmonized with EU environmental acquis
Environmental fund operating and pollution charges set up (overall spending increased)
Air monitoring surveillance system established
Air pollution from mobile sources reduced by 20 per cent, with increased number of cars using a catalyser
Industrial solid waste management programmes prepared
Hazardous waste action plan elaborated and implemented

Status at a glance:
Will target be reached by 2015?
probably potentially unlikely
insufficient data
State of supportive environment
strong fair
weak but improving **weak**

Current situation analysis

Kosovo’s environment has severe problems with regard to water quality, waste management, and air and soil pollution. In general, the quality of drinking water and of groundwater is unsatisfactory, and the area covered by sewage treatment is small.

Pollution that affects surface water and groundwater is mainly caused by untreated municipal and industrial wastewater and by sources of diffused pollution (particularly agricultural nitrates). Furthermore, treatment and disposal of waste is a major concern, reflecting the poor implementation of extant waste regulations. Air pollution is a significant problem in larger cities and industrial areas, caused mainly by heavy emissions from the electricity, mining and transport sectors.

Today, Kosovo’s environment is affected directly by unplanned constructions, as a result of the lack of spatial planning, including city planning activities, little management of industrial land and improper use of natural resources.

Air pollution in Kosovo is relatively high and has various sources, including energy production (thermo-power plants), heavy industry (metallurgy factories, quarries and cement factories), transport, agriculture, urban illegal waste disposal sites, central and domestic heating, poor quality infrastructure, etc.

Energy production facilities in Kosovo primarily use fossil fuels (coal and oil derivatives with relatively high sulphur contents). The thermo-power plants and the other existent industries were established in the 1960s and have outdated systems and technology with poor gas emission cleaning, with a direct impact on the concentration of air pollutants (sulphur dioxide, SO₂,

nitrogen oxides, NO_x, heavy metals, carbon dioxide, CO₂, dust, suspended solids, dioxins, hydrocarbons, etc) emitted, exceeding the maximum limits set by the EU.

Transport in Kosovo is characterized by a large number of old vehicles and low-grade quality fuel. Agriculture contributes to air pollution through the burning of biomass, while illegal waste disposal sites with frequent uncontrolled burning of waste represent a serious source of air pollution, too.

Furthermore, the low level of awareness among entrepreneurs, consumers and the general public of air quality and air pollution plays a major role in the current situation. The information that is available is

the air in Kosovo is polluted mainly by SO₂, NO_x, heavy metals, CO₂, dust, suspended solids, dioxins, hydrocarbons, etc.⁵³

A law on air protection has entered into force and some additional administrative instructions have been prepared, but the overall legal framework must be completed and ongoing planning for the completion of sectoral legislation must be designed in parallel with the establishment of an air monitoring system.⁵⁴

Up to now, environmental projects have been financed through donor funding and even in the short and medium term future, donor funding sources are expected to support implementation of major environmental projects.

Institutional and Legal Framework

Law on environmental protection, 2003/9 15.04.2003

Law on Kosovo forests, 2003/6 20.03.2003 and 2004/40 14.10.2004

Law on spatial planning, 2003/30 10.09.2003

Law for construction, 2004/37 14.10.2004

Law on water of Kosovo, 2004/41 14.10.2004

Law on protection from air pollution, 2004/48 25.11.2004

Law for the irrigation of agricultural lands, 2005/49 25.11.2005

Law on construction products, 2005/28 17.05.2005

Law on nature conservation, 2006/22 24.04.2006

Law on agriculture land, 2006/37 23.06.2006

Law for hunting, 02/L-53 16.12.2005 yet to be signed

Law on water, 2006/18 22.04.2006

Law on waste 2006/31 05.05.2006

subject to uncertainties, due to the lack of an air monitoring system. There is no auto-monitoring system at the source of pollution, making a real assessment of air pollution difficult. Typically, however, it is known that

⁵³ Action Plan for environment in Kosovo, MEST (2006)

⁵⁴ Action Plan for environment in Kosovo, MEST (2006)

Target 14

By 2015, more than 80 per cent of population should have access to safe drinking water⁵⁵.

Indicators: Number of families that have access to safe drinking water
Construction of new water supply improved in many water services and sewage networks
Repairs to and maintenance of the existing water supply and sewage network
Reduce losses from water supply networks
Inclusion of all consumers in the billing system
Number of wastewater treatment plants in urban and industrial areas

Baseline: Access to Potable Water, 65–70 per cent (2005)

Current situation analysis

Based on the report presented by the TWG for preparing the Water Sector Strategy 2007–2015 (KDSP), the proportion of inhabitants that are connected to the water supply network is 65–70 per cent, while around 30 per cent are covered by individual water supply systems or individual wells. Meanwhile, the water supply system in Kosovo suffers from losses in the network (ranging from 50% to 80%), quality that fails acceptable norms, a low percentage of billing (42% in 2005) and low revenue collection (56% in 2005).⁵⁶

Challenges

A wide range of challenges threaten Kosovo's environment. The water supply and sewage system networks are outdated. There is also a lack of wastewater treatment plants and a system for monitoring the quality and quantity of water used. Ambiguity surrounding the future ownership structure of public utilities represents another challenge. Furthermore, the whole sector suffers from lack of funding, resulting from a very restricted government budget and inefficient mechanisms for billing and cash collection.

Integration and alignment of national environmental standards to EU standards represent one of the main challenges faced by Kosovar society. However, up to now the environmental problems have not been sufficiently addressed. Implementation of the environmental strategy is not seen as a high priority for the government compared to other policies and there is lack of environmental policy integration into other sectoral strategies. Nevertheless, the targets set in terms of access to safe drinking water can be achieved. More difficulties will remain in the area of air and soil pollution.

The main obstacle to implementing environmental improvement projects is mainly the lack of available funding, enforcement mechanisms and a monitoring system. The small amount of environment investments is primarily due to the lack of environmental financing instruments and mechanisms. In this vein, inclusion of all consumers in the billing system will increase the level of cash collection, which, in turn, will enable sustainable administration and maintenance of the water supply network throughout Kosovo.

⁵⁵ Kosovo Development Strategy Plan, TWG of Water Sector, 2007–2015

⁵⁶ Kosovo Development Strategy Plan, TWG of Water Sector, 2007–2015

Ways forward⁵⁷

Achievement of the desired balance between human activity, socio-economic development and environmental protection requires a sharing of responsibilities that is both equitable and clearly defined by reference to consumption of and behavior towards the environment and natural resources.

This implies first of all that environmental considerations be integrated into the formulation and implementation of all economic and sectoral policies, in the decisions of local public authorities, in the conduct and development of production processes and in individual behavior. Effective dialogue and concerted action among partners who may have different short-term priorities is also needed.

The main tasks required are implementation of the current legislation and harmonization with EU standards and norms. Central and local authorities should increase their capacity for implementation of these standards and build a reliable system of data gathering and analysis of pollution and other negative effects on the environment. Capacities should also be in place to enable an effective monitoring mechanism.

Furthermore, improvement and increase in the level of inclusion of the population in the water supply and sewage network, as well as decrease in technical losses, require a great amount of work and permanent institutional commitment. Improvements in the water and sewerage networks can be achieved through construction of new water supply and sewage networks, and the repair and maintenance of the existing ones.

⁵⁷ Framing the ways forward to ensure sustainable development is based on objectives and policies set in the Water and Environment Strategies (KDSP 2006).



**... develop a
global partnership
for development!**

MILLENNIUM
DEVELOPMENT
GOALS



**MDG 8
DEVELOP A GLOBAL PARTNERSHIP
FOR DEVELOPMENT**

Target 15

By 2105, address the provision of more than 50 per cent of foreign aid towards Kosovo’s development priorities enabling its long term sustainable development in line with the priorities of the development strategy.

Status at a glance:
Will target be reached by 2015?
 probably **potentially**
 unlikely insufficient data
State of supportive environment
 strong **fair** weak
 but improving weak

Current situation analysis

Between 1999 and 2005, the donor community in Kosovo spent a total of €2.29 billion⁵⁸ in foreign aid and development. Of this amount, public utilities and activities related to institutional building absorbed the highest share, 25.6 per cent and 26.6 per cent, respectively. Meanwhile, more than 16 per cent of the disbursed funds went to the housing sector and about thirteen per cent was allocated to education, health and social welfare.

The greatest part of these funds was disbursed by the European Agency for Reconstruction (EAR) and the United States.

In order to support identification and implementation of this international economic cooperation, the Ministry of Finance and Economy established a Department for International Economical Cooperation. The Department comprises four sectors:

Regional and European Economical Integration, Identification and Evaluation of Development Programmes, External Public Loans, and Donor Coordination. The main tasks of the last sector are to follow the donor activities in Kosovo, to promote the needs for financial support and to organize meetings and maintain contacts with the donor community. These activities are particularly important for achieving better coordination and alignment of donors with the government’s development priorities.

Kosovo and European Partnership

Due to its unresolved status, Kosovo could not participate directly in an EU Stabilization and Association Process, but it is doing so through a Stabilization and Association Tracking Mechanism (ATM) established in 2002. This mechanism assists Kosovar institutions to implement structural reforms for EU approximation and to establish institutions in compliance with EU standards and norms. Through this mechanism, Kosovar institutions can benefit from the Stabilization and Association Process through receiving financial support and trade concessions, holding consultations and monitoring progress to EU standards. So far, some thirteen meetings have been held with the EU Commission and Provisional Institutions of Self Government (PISG) representatives within the ATM. To establish a European Partnership for Kosovo, the government, in cooperation with UNMIK, has coordinated work to draft an Action Plan for implementation of such a Partnership. This Action Plan was approved and accepted as a framework between the EU and the Kosovo government at the beginning of 2005. A Second European Partnership was prepared in 2006. The European Partnership Plan sets short and medium term objectives, and includes a standard implementation

⁵⁸ MEF-RIMS database, 2006

process and European partnership. Implementation of these objectives will contribute towards making progress in the European Integration process. Moreover, the plan "will serve also as a guiding framework for the planning of the future Community assistance for Kosovo through the Instrument for Pre-Accession and its related programmes"⁵⁹.

Challenges

Supported by the international community, Kosovar society has made progress during the post-conflict peace-building process. The progress made in reconstructing housing and the physical infrastructure damaged in the conflict, and building Kosovo's institutions has been impressive. Nevertheless, foreign aid was drastically reduced as from 2002, challenging Kosovo's sustainable development. In this vein, one of the main challenges is the limited capacity (at least in the medium term) of the KCB to cope with the huge demand for capital investments. Currently, Kosovo faces serious structural problems i.e., poor infrastructure, high unemployment, deindustrialization and a huge trade deficit. Lack of investments in these areas will, in turn, threaten the sustainable development of Kosovo. All such challenges must be addressed, while any delay in investing in critical areas considered to be engines for future growth and development will hinder the development of the private sector, as well as reduce the attraction of foreign capital.

Furthermore, Kosovo's unresolved status poses barriers to concessional lending by international financial institutions and, unlike other countries in the Western Balkans, it does not

have the right to absorb the EU's instruments of full assistance.

Another challenge for Kosovo's institutions is improvement of the coordination of foreign assistance. Better coordination and alignment of donor projects will lead to better management and planning for financing of the development priorities, underscored in the government's development plans, budget planning and the European Partnership Action Plan requirements⁶⁰.

Ways forward

The role of the donor community in Kosovo remains crucial. Given the limited capacities of the KCB and the limited possibilities for concessional lending by international institutions, the donor community should continue to provide sources of finance for capital investments. To cope with the above-mentioned problems, there is also great need for continuation of the support of the international community through provision of technical assistance and cooperation.

With the aim of increasing the effectiveness of foreign aid in achieving the priority development goals, coordination between government and donor community should be improved in terms of prioritization and alignment of activities. The KDSP document is expected to provide the priorities and thus guide donor activities in channeling funds to those projects that will produce sustainable economic growth and development. In this regard, the governmental Department for International Economic Cooperation, should more effectively coordinate, monitor and assess donor activities, thus providing grounds for

⁵⁹ Kosovo European Partnership Action Plan, 9 August 2006

⁶⁰ Kosovo European Partnership Action Plan, 9 August 2006

improvement in coordination among donors and with governmental bodies. This in turn will increase the effectiveness of donor-financed projects and prevent overlap among them and waste of funding. The establishment of the Donor Coordination Centre at the Office of the Prime Minister represents another important step for the government to promote an effective partnership with its development partners, including donors and the International Financial Institutions (IFIs).

It is also crucial that the development plans, such as the KDSP, the Medium-Term Expenditure Framework (MTEF)

and the European Partnership Action Plan (EPAP), are fully reconciled and interrelated. These plans should be harmonized as they are considered as complementary in shaping the efforts towards the development of Kosovo and its European Integration.

Kosovo should also develop capacities for cooperation with IFIs, the World Trade Organization (WTO) and other development agencies and institutions. Partnership is needed also with private strategic investors within a friendly business environment, in conjunction with aggressive promotional activities.



**...building
Good Governance
towards
European Integration!**

MILLENNIUM
DEVELOPMENT
GOALS



MDG 9

BUILDING GOOD GOVERNANCE TOWARD EUROPEAN INTEGRATION

Building good governance, including efficiency, justice and security institutions, independent media and an active civil society, is seen as prerequisite for achievement of the eight MDGs, as well for shaping a more secure path towards Kosovo's European Integration.

Since governance is a process of decision-making and one by which decisions are implemented, an analysis of governance focuses on both the formal and informal stakeholders involved in the process of making decisions and in their effective implementation. The creation of a democratic political system nonetheless faces ongoing challenges, rooted in the limited experience and available resources, as well as in ethnic tension and political identity. The last two are manipulated and exploited at various levels to achieve political objectives that, in turn, often result in a conflict of interests and increased inter-ethnic tension. There are also challenges to improving the

low level of public trust in the current leadership, which is considered to be nepotistic, putting the political party and private interests before the common good⁶¹.

Law enforcement also faces problems, including lack of capabilities of PISG; various surveys and studies show that the majority of respondents are dissatisfied with law enforcement in Kosovo, and the OSCE reports that some laws have not been implemented at all for a few years. This finding alludes to the fact that priorities are set by the legislator and not by the respective ministry or the government

itself, which are merely executive bodies. Non-implementation means the will of the legislator is ignored⁶².

Transparency, media and access to official documents are vital to the process of establishing transparent governance and efficient public service delivery. In this regard, considerable improvements are necessary in Kosovo.

⁶¹ See UNDP "Early Warning Report" Jan.–June 2006; Sixth Annual Report of the Ombudsperson, 2005/6. July 2006; "Kosovo Internal Security Sector Review" KIPRED, 2006-12-10.

⁶² Organization for Security and Co-operation in Europe MISSION IN KOSOVO, Department of Human Rights and Rule of Law, Section Implementation of Kosovo Assembly Laws, Report III Review Period: Laws promulgated in 2005, 26 January 2007

Target	Indicators	2007	2010	2015
16. By 2015, to have effective, efficient and transparent governance in accordance with EU standards	1.1 Satisfaction with Kosovo PISG's performance (%)	34.2 ⁶³	50	70
	1.2 Number of municipalities and decentralized public services and responsibilities	30 + 5 ⁶⁴		
17. By 2015, to have an effective and efficient justice and security institution in order to improve public safety and have an effective justice system	2.1 Cases pending in Prishtina courts*	10,721 ⁶⁵	50% decrease	80% decrease
	2.2 Satisfaction with Kosovo police service (%)	68.5 ⁶⁶	80	90
	2.3 Satisfaction with courts (%)	20 ⁶⁷	30	50
18. By 2009, according to the law, media, citizens and NGOs will be able to have access to all official documents of Kosovo's institutions	3.1 Free media access to official documents	Partial Access	Full Access	Full access
	3.2 Personal perception of corruption (%)	15 ⁶⁸	12	10
	3.3 Citizens' participation in public debates at local level (%)	23 ⁶⁹	50	70

Source: UNDP (2006), USAID (2006) *, Data only available for 2006

⁶³ UNDP "Early Warning Report" No. 16

⁶⁴ The number of municipalities is 30 and the number of pilot municipal units is five

⁶⁵ USAID Kosovo Justice system reform activity quarterly report, July–September 2006, overview of caseload analyses, Gjilan MC, Prishtina MC. Prizren MC

⁶⁶ UNDP "Early Warning Report" No. 16

⁶⁷ UNDP "Early Warning Report" No. 16

⁶⁸ UNDP "Early Warning Report" No. 15

⁶⁹ Kosovo Mosaic 2006, UNDP 2006

Target 16

DEMOCRATIC GOVERNANCE

By 2015, to have effective, efficient and transparent governance in accordance with EU standards

Indicators: Satisfaction with Kosovo PISG’s performance
Number of municipalities and decentralized public services and responsibilities

Baseline: Satisfaction with performance of Kosovo institutions, 34.2 per cent (2007)

Status at a glance:
Will target be reached by 2015?
 probably **potentially**
 unlikely insufficient data
State of supportive environment
 strong **fair**
 weak but improving weak

Public administration institutions in Kosovo are undergoing reform, despite the prevailing difficulties. However, recent public surveys show that public opinion and public trust in Kosovo’s institutions and in the international

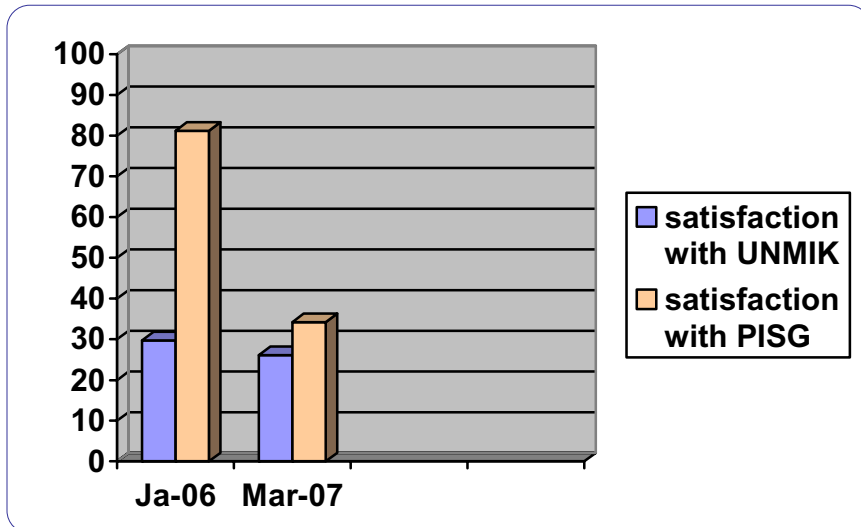
presence in Kosovo in fact decreased during the period from the beginning of 2006 until the end of the first quarter of 2007 (Figure 6).

A large number of employees, low efficiency and corruptive practices in public administration are considered by the public to be a serious problem.

Currently, Kosovo has 30 municipalities and five Pilot Municipal Units (PMUs), from which three are currently in the phase of implementation, while two proposed PMUs have not been accepted by the local communities (Partesh/Parteš and Graçanicë/Gračanica). The decentralization process is a highly politicized issue and depends on the negotiations for Kosovo’s final status.

It will therefore be an enormous challenge to harmonize at the same time both the results of negotiations and the implementation of a decentralization process in the best possible way, to offer better services and to increase the quality of life for all citizens, by creating an effective and efficient municipal administration.

Figure 6. Level of satisfaction of performance of institutions



Source: UNDP (EWS 2006/7)

Satisfaction with courts, 20 per cent of respondents (2007)

According to those negotiations and the proposal of the UN Secretary General's special envoy the number and competencies of municipalities will be changed. Thus, the composition of Kosovo municipalities will be as follows: new municipalities will be established and Kosovo will have 5 + 1 more municipalities (Mitrovicë/Mitrovica North; Graçanicë/Graçanica;

Ranillug/Ranilug; Partesh/Parteš; Kllokot/Vërboc, Klokot/Vrbovac; and Novobërdë/Novo Brdo) including northern Mitrovica and an enlargement of the existing municipality, namely Novobërdë/Novo Brdo. The Special Representative of the UN Secretary General (SRSG)'s proposal (see Annex III) deals mainly with the number of Serb municipalities, municipal competencies, municipal finances and inter-municipal and cross-border cooperation.

Target 17

RULE OF LAW

By 2015, to have an effective and efficient justice and security institution in order to improve public safety and have an effective justice system

Indicators: Pending cases in Kosovo justice system
 Total number of reported cases
 Satisfaction with Kosovo Police Service
 Satisfaction with courts

Baseline: Cases pending in Prishtina courts, 10,721 (2006)
 Satisfaction with Kosovo Police Service, 68.5 per cent of respondents (2007)

Status at a glance:
Will target be reached by 2015?
 probably **potentially**
 unlikely insufficient data
State of supportive environment
 strong fair
weak but improving weak

In Kosovo, implementation of the law needs to be more effective. Surveys and studies show that the majority of people are dissatisfied with implementation and enforcement of the law. According to the OSCE, some laws have gone completely unimplemented for a few years. The hierarchy of norms and their proper placement in the legislative practices as well as the implementation and application of the law are of immense importance. The OSCE report concludes that "The issue of the hierarchy of norms is one of constitutional nature and clarifying measures are urgently needed"⁷⁰.

Law enforcement is an issue that needs mechanisms to be implemented for it to be successful. Thus, UNMIK has established justice and security institutions in Kosovo. However, due to the competencies shared between UNMIK and PISG, there is an overlapping of activities among the relevant institutions. The Ministry of Justice was established in 2005 with a mandate to create priority policies on justice and the legislation system, administrative support, prosecution policies and coordination of penitentiary services, while the Ministry of Interior was created in the

⁷⁰ Organization for Security and Co-operation in Europe MISSION IN KOSOVO Department of Human Rights and Rule of Law Rule of Law Section Implementation of Kosovo Assembly Laws, Report III Review Period: Laws promulgated in 2005, 26 January 2007

same year but is still in the capacity building phase.

As a result of the overlap, as well as through other inefficiencies, there are a large number of cases pending in Kosovo’s courts. USAID reports a huge number of cases in the judiciary system of three municipal courts (Table 11)⁷¹.

Table 11. Total number of pending cases in municipal courts in Kosovo municipalities

Municipal Court	Number, June 2006
Gjilan	2,173
Prishtina	10,721
Prizren	2,361

Source: USAID (2006)

Security issues in Kosovo are competencies reserved for the SRSG through a mandate from UN resolution 1244 of the Security Council. However, external security is a competence of the international forces (KFOR) led by NATO/OTAN, while the police sector is a responsibility of an international civil police force (CIVPOL) and the Kosovo Police Service (KPS), with a total number of 8,960 officers.

In 2006, the total number of reported cases of crime increased by 6.4 per cent over the previous year, though the number of crimes reported against the person fell by 19.5 per cent. A high level of public trust and a good perception of KPS and KFOR are very important factors to enabling freedom of movement and social trust among ethnic groups. But, public trust in KPS fell during the period September 2006

⁷¹ USAID Kosovo Justice system reform activity quarterly report, July-September 2006, overview caseload analyses Gjilan MC, Prishtina MC, Prizren MC

to March 2007, from 81.5 per cent to 68.5 per cent⁷².

Target 18

CIVIL SOCIETY, MEDIA AND TRANSPARENCY

By 2009, according to the law, media, citizens and NGOs will be able to have access to all official documents of Kosovo’s institutions.

- Indicators: Free media access to official documents
Public perception of corruption
Citizens’ participation in public debates at local level
- Baseline: Personal experience of corruption, 15 per cent (2006)

Status at a glance:
Will target be reached by 2015?
 probably potentially
 unlikely **insufficient data**
State of supportive environment
 strong fair
 weak but improving **weak**

In Kosovo, civil society and media, which help in the creation of opinions, are strengthening. Civil society has proven to be a dynamic and influential element in Kosovo's pursuit of democratic governance by advocating sensible laws and regulations, influencing policy decisions and demanding accountability from institutions and officials. However, this sector needs further support to achieve further positive progress. The media (including private media) and NGOs are becoming more professional and conducting more investigative reports and providing objective coverage of issues. However, most media are related to political parties

⁷² UNDP “Early Warning Report” #14 and 16

and represent groups with narrow political interests and thus face serious challenges for the achievement of independent and professional standards in journalism in Kosovo.

An anti-corruption agency has been established but is still in its early stages. In 2003, a law on access to official documents was drafted. However, so far, the number of citizens using this law in order to resolve problems at either the central or the local level is very low. According to *Kosovo Mosaic* (2006), 76 per cent of people had not been informed about this law.

Public opinion surveys shows that the perception of corrupt practices in public institutions is widespread, though there is a gap between perception and personal experience. There are also differences between experiences of different institutions.

According to the UNDP only 15 per cent of people base their judgment on personal experiences. In other words, a person's judgment on the incidence of corrupt practices is based mostly on experience of their relatives (32%). On the other hand, Riinvest has shown that a considerable proportion of the business community in Kosovo has personal experience of corruption (28% in 2004, and 29% in 2005)⁷³.

People are generally dissatisfied with the amount of information available on the work of their municipalities. Hence, when asked about their knowledge of public municipal meetings, only 25 per cent of respondents answered positively and of those only 23 per cent actually participated in such meetings.

⁷³ The 2004 report shows that 72% of entrepreneurs surveyed thought that corruption in Kosovo was widespread; this figure increased to 79% in 2005 (SME Development in Kosovo, Riinvest Institute; 2004, 2005).

BIBLIOGRAPHY

A Joint European Vision of Free Movement for Goods and People in Kosovo and Serbia, Freedom House, European Movement in Serbia, and Kosovar Institute for Policy Research and Development.

Action Plan for Environment in Kosovo, Ministry of Environment and Spatial Planning 2006

Aide Mémoire of the IMF Staff Mission to Kosovo, February 19–27, 2007.

Albania National Report: On Progress toward Achieving Millennium Development Goals 2004.

Analizë e gjendjes shëndetësore të nënës dhe fëmijut në Kosovë, F.A. Qosaj, M. Berisha, I. Begolli, Dhjetor 2006, Tiranë.

Annual Report 2006, PISG MoH, Kosovo.

Assessment of Administrative Capacity in Kosovo, UNDP Kosovo Capacity Assessment Project, April 2005.

Census 1991, Statistical Office of Kosovo.

Communicable Disease Report, CD News, Quarterly Report, Issue 33, April 2004, WHO Europe.

Decentralization and Local Governance in Kosovo, Challenges and Opportunities Report, Blue Ribbon Series, UNDP 2006.

Demographic Health Survey, SOK 2003.

Draft Strategy on Education, KDSP 2006.

Early Warning Report Jan.–June 2006, UNDP.

Fast facts on Kosovo, UNDP Early Warning Report.

Hjalte and Verme, Paolo, 2004 (Background Paper for the Kosovo Poverty Assessment).

Household Budget Survey (2005), Statistical Office of Kosovo.

Kosovar HIV/AIDS Prevention Strategy 2004–2008, Kosovo AIDS Committee.

Kosovo and its population, SOK September 2003, revised version.

Kosovo Development Strategy, Housing and Construction Sector, 2007–2013, 2006.

Kosovo Development Strategy Plan, Water Sector 2007–2015.

Kosovo European Partnership Action Plan, 9 August 2006.

Kosovo Human Development Report, UNDP, 2002.

Kosovo Human Development Report, UNDP, 2004.

Kosovo Human Development Report, UNDP, 2006.

Kosovo Internal Security Sector Review KIPRED, 2006, 12-10.

Kosovo Mosaic 2006, UNDP 2006.

Kosovo Poverty Assessment, World Bank Report No. 32378 – XK, June 2005.

Kosovo Public Expenditure and Institutional Review (Volume I), World Bank Report No. 32624 – XK.

Kosovo Socio-Economic Profile, Riinvest, Prishtinë 2005.

Kosovo: The Public Safety Net; An analysis of its efficiency and effectiveness, Sederlof.

Labor Market Statistics (2003–2005), Statistical Office of Kosovo.

Law No. 2004/2 On Gender Equality in Kosovo, PISG, Assembly of Kosovo.

Literacy in Kosovo, Statistics on Education in Kosovo, SOK, 2004.

MEF-RIMS database, 2006.

Millennium Development Goals, Framework for Action, UNDP, 2006.

Millennium Development Goals, Report of the Republic of Macedonia, June 2005.

Millennium Development Goals, Second Country Report, Egypt, UN and Ministry of Planning, 2004.

Ministry of Public Services, Department of Civil Service Administration. Employed persons within the ministry and central institutions, October–December 2005.

On the Road to Europe: Helping the Western Balkans Help Themselves, EAR, European Union, January 2006.

Parallel Words Rebuilding the Education System in Kosovo, Sommers, M. and Buckland, P., 2004.

Perinatal Situation in Kosovo, 2000–2006, MoH, WHO, UNFPA, UNICEF, KOGA, 2007.

Quality Basic Education as a Function of Human Development, Kosovo Education Center, 2006.

Raporti mbi aktivitetet në sferat kundër diskriminimit, kundër korrupsionit, kundër trafikimit me qenie njerëzore dhe të drejtat e njeriut, Zyra e Kryeministrit të Kosovës (ZKM), Janar–Qershor, 2006.

Reform of local government consolidated compilation of all documents relating to the reform of local government and provisional institutions of self government (PISG), Prishtina, 21 June 2005.

SHPK, December 2005, Prishtinë/Trieshtë.

Sixth Annual Report of the Ombudsperson, 2005/6, July 2006.

SME Development in Kosovo, Riinvest annual surveys 2003, 2004, 2005, Riinvest Institute

Sustainable Development Strategy of Gjakovë/Djakovica Municipality based on the Millennium Development Goals, 2007.

Towards Kosovo's Economic Viability, Riinvest Institute, 2006.

USAID Kosovo Justice System reform activity quarterly report, July–September 2006, overview caseload analyses, Gjilan MC, Prishtina MC Prizren MC.

Vlerësimi i cilësisë së shërbimeve spitalore pediatrike në Kosovë, MoH, IKShP, OBSH.

Where will we be in 2015? Millennium Development Goals Baseline Report for Kosovo, UN agencies in Kosovo, 2004.

ANNEX 1



Size of territory, 10,908 km²

Capital city, Prishtina

Borders: Albania (112 km); Montenegro (77 km); Serbia (352 km); Macedonia (161 km)

Number of inhabitants, approximately 2 million

Gross Domestic Product, € 2,270m (2006)

Gross National Disposable Income, € 2,630m (2006)

GDP per capita, € 1,117 (2006)

Human Development Index, 0.740 (2006)

Consumer Price Index, 0.7 (2006)

ANNEX 2 Global Millennium Development Goals and targets, and their specification for Kosovo

Global Goals	Formulation for Kosovo	Global Targets	Formulation for Kosovo
Goal 1. Eradicate extreme poverty and hunger	Goal 1. Eradicate extreme poverty and reduce relative poverty	Target 1. Reduce by half the proportion of people living on less than a dollar a day	Target 1. By 2015, eradicate extreme poverty and halve the proportion of people who live in relative poverty
		Target 2. Reduce by half the proportion of people who suffer from hunger	Target 2. By 2015, reduce the unemployment rate to 25%
			Target 3. By 2015, create adequate housing conditions for all individuals, in particular for those from vulnerable households
Goal 2. Achieve universal primary education	Goal 2. Achieve universal primary education and improve the quality of education	Target 3. Ensure that all boys and girls complete a full course of primary schooling	Target 4. By 2015, all children everywhere, particularly girls, children in difficult circumstances and those belonging to ethnic minorities, will have access to, and complete, nine years of free and compulsory basic education of good quality
			Target 5. By 2015, improve the quality of educational outcomes
			Target 6. By 2015, increase financing, both public and private, for the education sector increasing its share to 6% of GDP (public only) and improve efficiency in the use of available resources
Goal 3. Promote gender equality and	Goal 3. Promote gender equality and	Target 4. Eliminate gender disparity in primary and secondary education preferably by	Target 7. By 2015, eliminate gender disparity from all levels of education

Global Goals	Formulation for Kosovo	Global Targets	Formulation for Kosovo
empower women	empower women	2005, and at all levels by 2015	Target 8. By 2015, increase the number of women in political decision making (to at least 40% according to the Law on Gender Equality)
Goal 4. Reduce child mortality	Goal 4. Reduce child mortality	Target 5. Reduce by two thirds the mortality rate among children under five	Target 9. Between 2000 and 2015, decrease the infant mortality rate by two thirds
Goal 5. Improve maternal health	Goal 5. Reduce Maternal Mortality	Target 6. Reduce by three quarters the maternal mortality ratio	Target 10. Between 2000 and 2015, decrease by three-quarters the level of maternal mortality
Goal 6. Combat HIV/Aids, malaria and other diseases	Goal 6. Combat HIV/Aids and Tuberculosis	Target 7. Halt and begin to reverse the spread of HIV/Aids	Target 11. By 2015, to have halted and begun to reverse the spread of HIV/Aids
		Target 8. Halt and begin to reverse the incidence of malaria and other major diseases	Target 12. By 2015, to have halted and begun to reverse the spread of tuberculosis
Goal 7. Ensure environmental sustainability	Goal 7. Ensure environmental sustainability	Target 9. Integrate the principles of sustainable development into country policies and programs; reverse loss of environmental resources	Target 13. By 2015, integrate environmental concerns into economic sectors
		Target 10. Reduce by half the proportion of people without sustainable access to safe drinking water	Target 14. By 2015, more than 80% of population should have access to safe drinking water
		Target 11. Achieve significant improvement in lives of at least 100 million slum dwellers, by 2020	

Global Goals	Formulation for Kosovo	Global Targets	Formulation for Kosovo
<p>Goal 8. Develop a global partnership for development</p>	<p>Goal 8. Develop a global partnership for development</p>	<p>Target 12. Develop further an open, rule-based, predictable, non-discriminatory trading and financial system; includes a commitment to good governance, development, and poverty reduction, both nationally and internationally</p>	<p>Target 15. By 2105, address the provision of more than 50% of foreign aid towards Kosovo’s development priorities enabling long term sustainable development in line with the priorities of the development strategy</p>
		<p>Target 13. Address the special needs of the least developed countries; includes: tariff and quota free access for least developed countries’ exports; enhanced program of debt relief for HIPCs and cancellation of official bilateral debt; and more generous ODA for countries committed to poverty reduction</p>	
		<p>Target 14. Address the special needs of landlocked countries and small island developing states</p>	

Global Goals	Formulation for Kosovo	Global Targets	Formulation for Kosovo
		<p>Target 15. Deal comprehensively with the debt problems of developing countries through national and international measures in order to make debt sustainable in the long term</p>	
		<p>Target 16. In cooperation with developing countries, develop and implement strategies for decent and productive work for youth</p>	
		<p>Target 17. In cooperation with pharmaceutical companies, provide access to affordable essential drugs in developing countries</p>	
		<p>Target 18. In cooperation with the private sector, make available the benefits of new technologies, especially information and communications</p>	
	<p>Goal 9. Building Good Governance towards European Integration</p>		<p>Target 16. By 2015, to have effective, efficient and transparent governance in accordance with EU standards</p>

Global Goals	Formulation for Kosovo	Global Targets	Formulation for Kosovo
			<p>Target 17. By 2015, to have an effective and efficient justice and security institution in order to improve public safety and have an effective justice system</p> <p>Target 18. By 2009, according to the law, media, citizens and NGOs will be able to have access to all official documents of Kosovo's institutions</p>

ANNEX 3

Tables and Figures

Table A1. Temporary Collective Centers (TCCs) in Kosovo

Municipality	No. of TCCs	No. of families	No. of residents
Fushë Kosovë	1	18	76
Drenas		32	145
Kastriot	2	n/a	1,450
Prishtinë	1	17	63
Podujevë	1	130	760
Lypjan	2	60	203
Mitrovicë	10	303	1,323
Skenderaj	4	46	205
Vushtrri	1	36	222
Ferizaj	1	14	50
Gjilan	1	24	107
Kaçanik	2	6	23
Kamenicë	1	29	148
Shtërpcë	2	170	700
Deçan	3	n/a	n/a
Gjakovë	1	5	24
Istog	1	12	32
Pejë	5	37	202
Prizren	1	25	111
Total	41	964	5,844

Source: Draft sectoral strategy for Housing and Construction (KDSP, 2006)

Table A2. Social Housing facilities provided by different municipalities between 2003 and 2007

Municipality	Year	No. of apartments/families
Deçan	2003/2004	16
Skenderaj	2003/2004	21
Klinë	2004/2005	22
Mitrovicë	2004/2005	21
Malishevë	2004/2005	21
Lipjan Magurë	– 2005/2006	22
Obiliq	– 2005/2006	36

Plemetin		
Gjilan	2006/2007 (planned)	
Gjakovë	2006/2007 (planned)	
Total	2003–2007	160

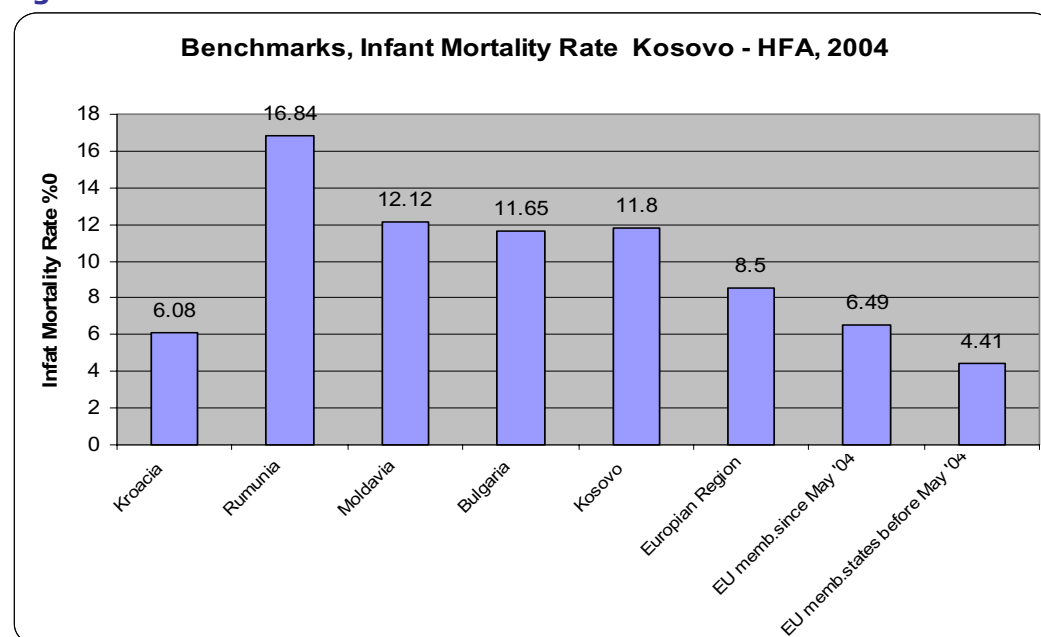
Source: Draft sectoral strategy in Housing and Construction (KDSP, 2006)

Table A3. Percentage enrolment in primary and secondary schools 2001–2005

Year	2001/02	2002/03	2003/04	2004/05
Primary education enrolment rate	97			95.44
Percentage of pupils starting grade 1 who reach grade 9	73		96	95.30
Percentage of pupils starting grade 10 who reach grade 12	n/a	83.42	73.05	
Secondary Education Enrolment Rate				75.2
Secondary Education Enrolment Rate Rural				70.84
Secondary Education Enrolment Rate Urban				80.96
Higher Education Enrolment rate				

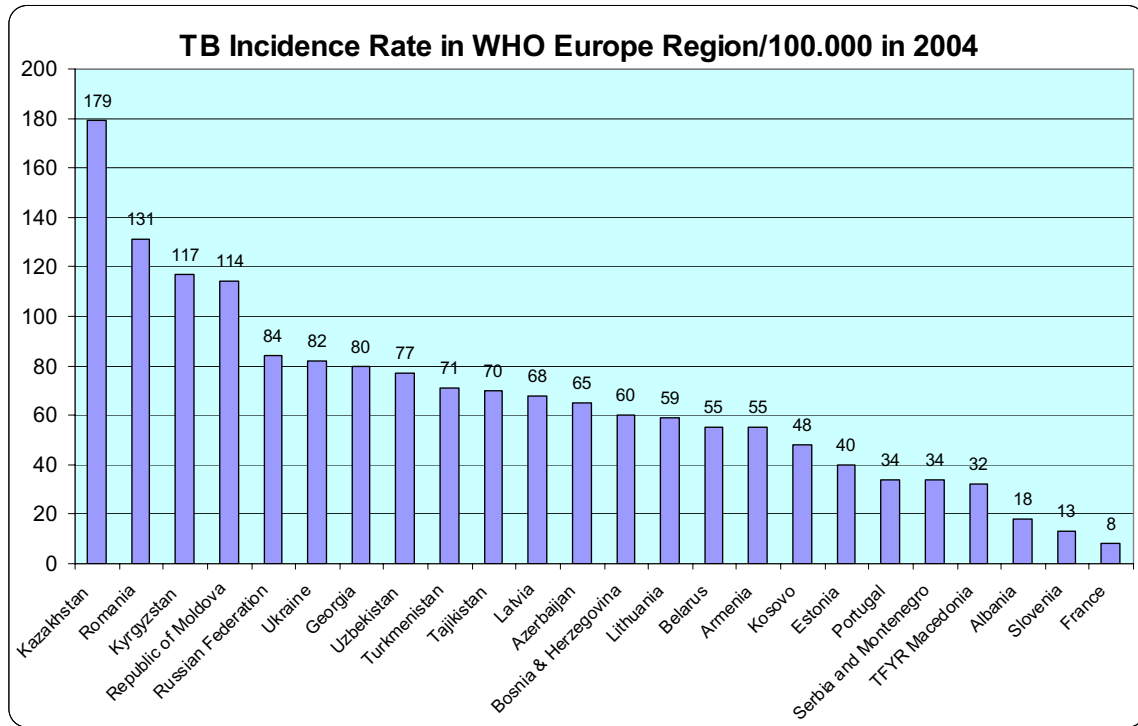
Source: Ministry of Education, Science and Technology, Human Development Report, UNDP 2004

Figure A1.



Source: Analysis of Mother and Child Health Status, F.A Qosaj, M. Berisha, I. Begolli, MoH-NIPH, 2005

Figure A2.



Source: TB Global Fund Project, HFA 2004

ANNEX 4

List of participants in the workshops organized with central and municipal officials and civil society

Workshop I

Veton Mujaj (NGO Syri i Vizionit, Pejë), Melihate Meha (Regional Center for Social Work, Mitrovicë), Valbona Sojeva (Regional Center for Social Work, Ferizaj), Mirlinda Kusari (SHE-ERA, Gjakovë), Ardita Hima (KEC), Afërdita Spahiu (UNICEF), Gazmend Murseli (NGO ANP-Gjilan), Ramadan Suka (NGO Eko-Trepça), Naim Shaqiri (NGO Paqja me Natyrën), Elmir Tarani (AHED, Gjakovë), Fatmire Zajmi (Regional Hospital, Mitrovicë), Ardita Tahirukaj (OBSh, Prishtinë), Zeqir Veselaj (REC, Prishtinë), Ergyl Binçe (IKSHPK, Prishtinë), Arbena Kuriu (UNICEF), Naxhie Kabashi (NGO KWI), Anita Ademi (NGO Liria Gjilan).

Workshop II

Mentor Morina (MLSWL), Besnik Shala (Department for Health and Social Welfare, Gjakovë), Sami Ahmeti (Department for Health and Social Welfare, Gjilan), Besim Avdimetaj (Regional Office for Education, Pejë), Musli Mehaj (Department for Health and Social Welfare, Prishtinë), Jashar Ramadani (Department for Health and Social Welfare, Gjilan), Mevlyde Popovci-Myftari (Department for Health and Social Welfare, Pejë), Merita Kastrati (Department for Health and Social Welfare, Pejë), Muhamet Avdyli (Department for Health and Social Welfare, Pejë), Ukë Kelmendi (Department for Planning, Development, Urbanization and Environment, Pejë), Nezakete Hakaj (MESP), Sevdije Maloku-Hyseni (Department for Urbanization and Spatial Planning, Gjilan), Lulëzim Nixha (Department for Planning, Urbanization and Construction, Prishtinë), Lumnije Shllaku (Office for Gender Issues, Gjakova Municipality), Premtime Preniqi (Office for Gender Issues, Prishtina Municipality), Sebahate Qorkadiu (Office for Gender Issues, Peja Municipality), Drita Klaiqi (Office for Gender Issues, Gjilani Municipality), Drita Hasimja (Office for Gender Issues, Gjakova Municipality), Veli Bakija (Office for Gender Issues, Gjakova Municipality), Lulzim Shabani (Office for Gender Issues, Ferizaji Municipality), Tush Berisha (MLGA), Mehdi Retkoceri (MLGA).