

Financial Summary

Introduction

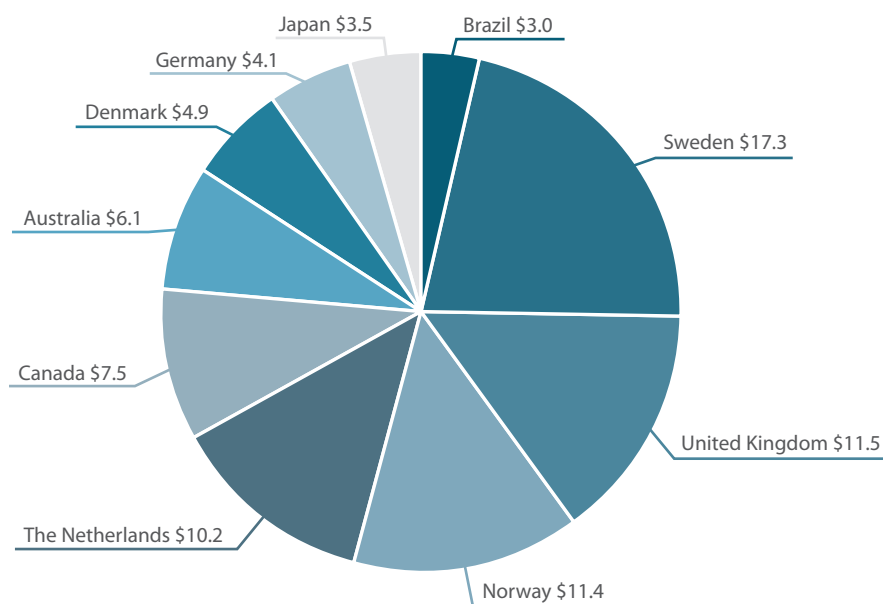
The programmatic work of UNDP country offices in crisis prevention and recovery is supported by the Bureau for Crisis Prevention and Recovery (BCPR) through two main sources of funding. A portion (7.2 percent) of UNDP regular resources—known as TRAC 1.1.3—and voluntary contributions to the Thematic Trust Fund for Crisis Prevention and Recovery (CPR TTF). CPR TTF contributions may be ‘earmarked’ to target specific thematic areas or country programmes, or ‘unearmarked’ which enable UNDP to respond more flexibly and quickly to country crisis prevention and recovery needs.

In 2010, resources from TRAC 1.1.3 and the CPR TTF were disbursed in 103 countries. The largest thematic area, both in terms of contributions and expenditures, was conflict prevention and recovery, followed by early recovery and disaster risk reduction.

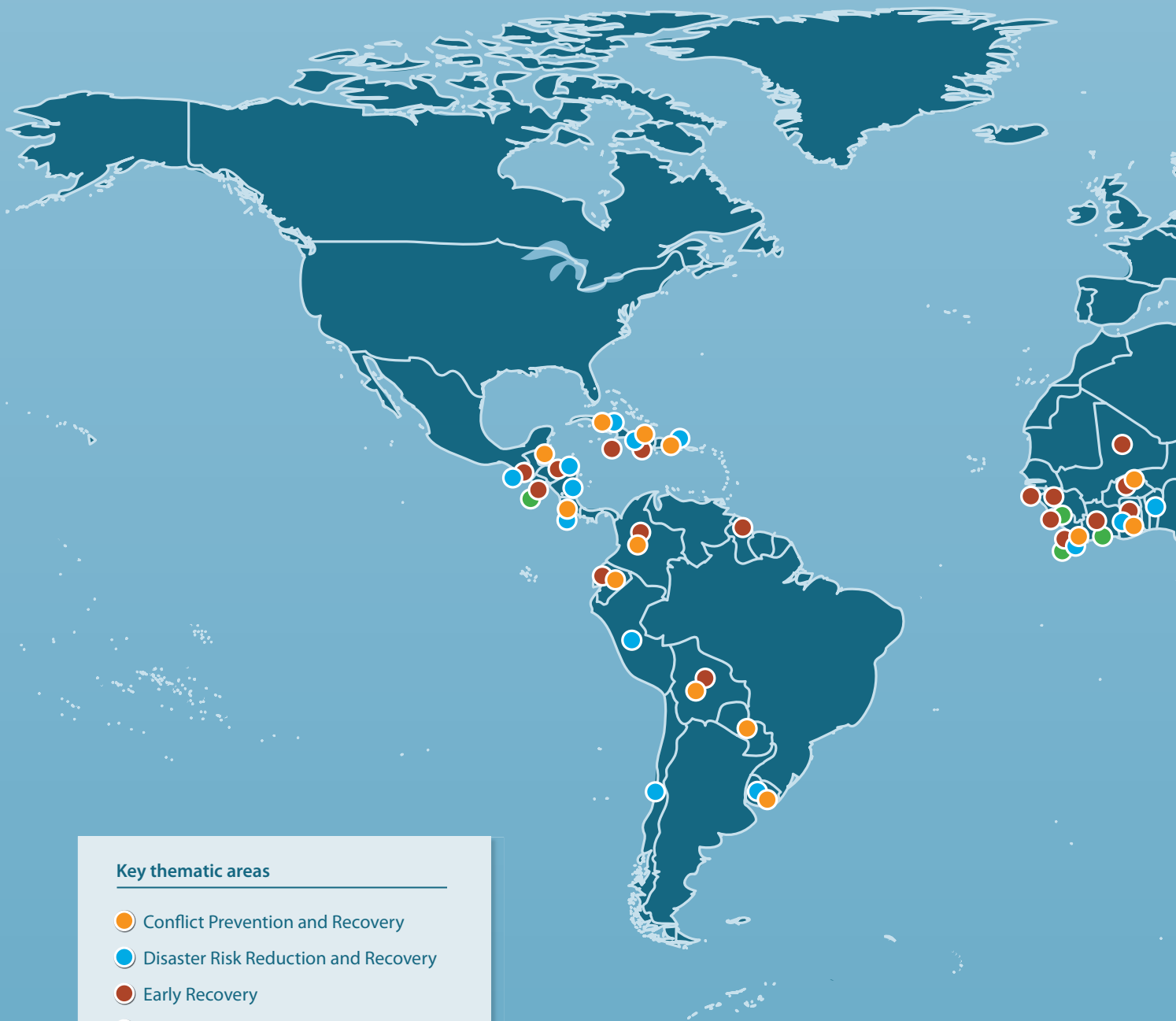
Contributions

Total contributions available to BCPR to support work in country offices amounted to US\$156.7 million. The amount received for TRAC 1.1.3 was \$51.6 million. Contributions received through the CPR TTF totaled \$105.1 million. Of this amount, \$42.4 million was unearmarked. Eight donors contributed unearmarked funding in 2010: Australia, Denmark, Ireland, Norway, Sweden, Spain, Switzerland and the United Kingdom.

Top Ten Donors Contributing to the Thematic Trust Fund for Crisis Prevention and Recovery (CPR TTF) in 2010 (Millions of US dollars)

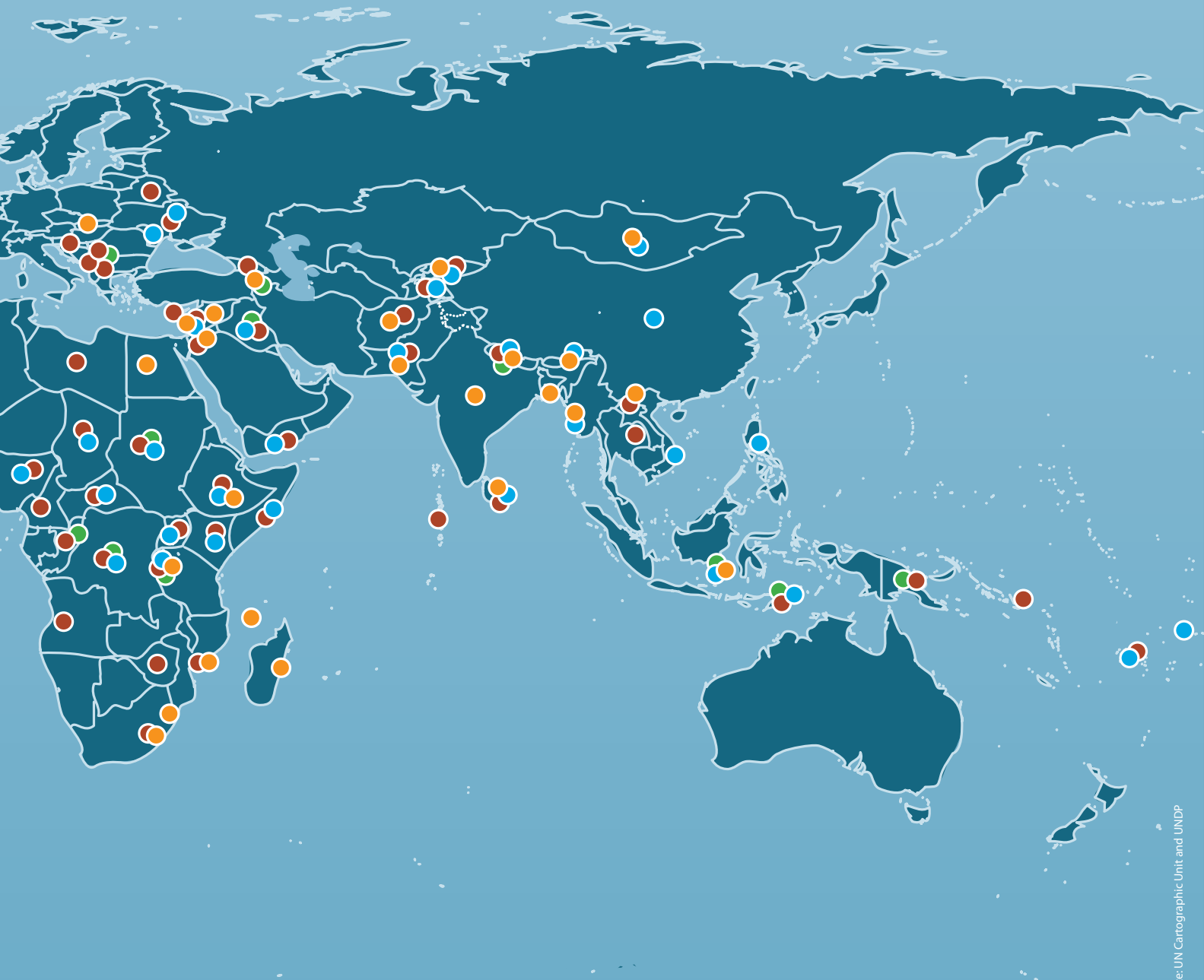


Countries with Crisis Prevention and Recovery-Thematic Trust Fund and Trac 1.1.3 expenditure over US\$ 50,000 in 2010



Key thematic areas

- Conflict Prevention and Recovery
- Disaster Risk Reduction and Recovery
- Early Recovery
- Gender Equality in Crisis Prevention and Recovery



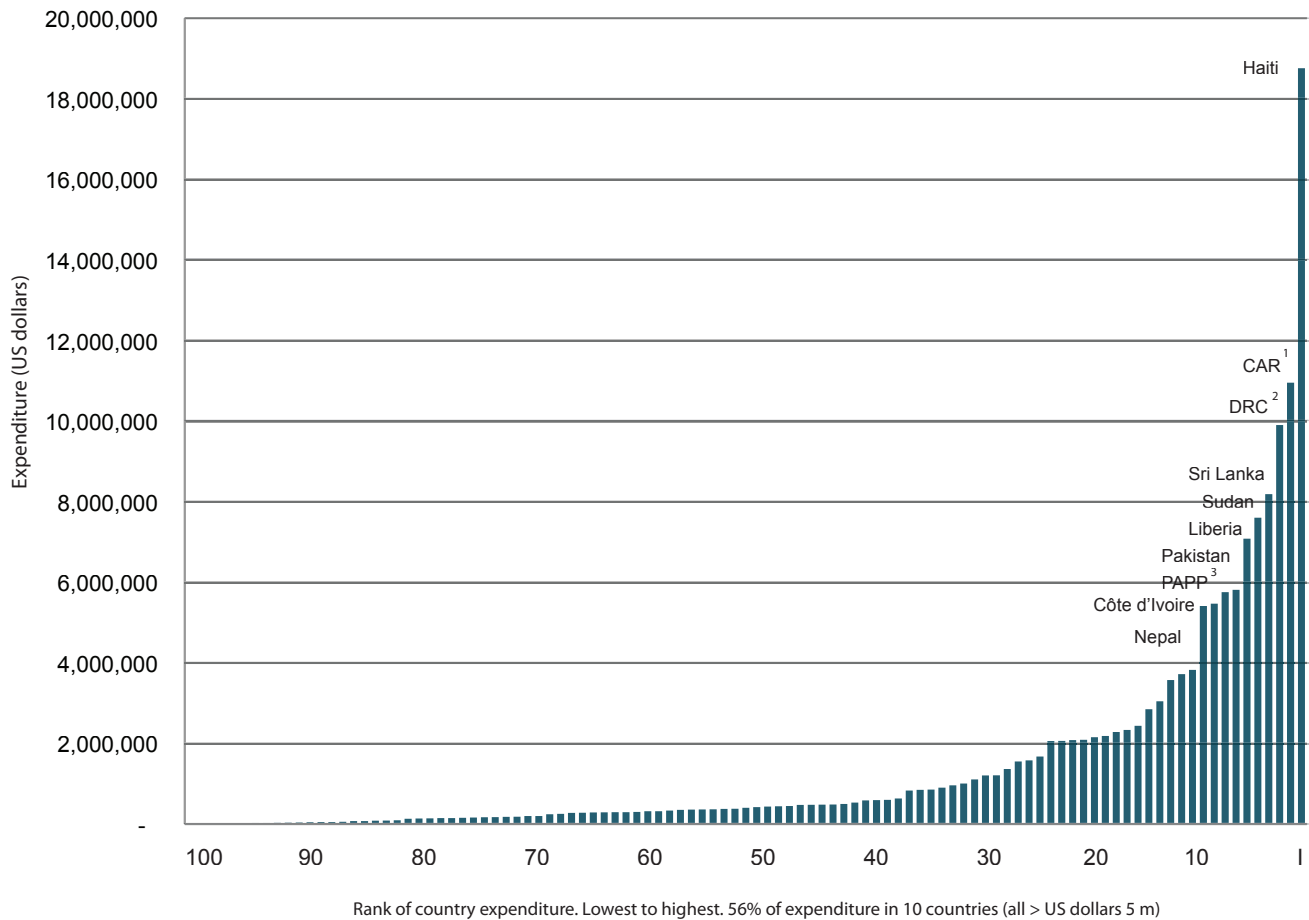
Source: UN Cartographic Unit and UNDP

The boundaries and names shown and the designations used on this map do not imply official endorsement or acceptance by the United Nations. Dotted line represents approximately the Line of Control in Jammu and Kashmir agreed upon by India and Pakistan. The final status of Jammu and Kashmir has not yet been agreed upon by the parties.

Expenditures

Expenditures totaled \$193.9 million (\$142.2 million from the CPR TTF and \$51.7 million from TRAC 1.1.3). The highest combined expenditures were for conflict prevention and recovery programmes, totaling \$92.2 million; early recovery, totaling \$50.6 million; disaster risk reduction and recovery, totaling \$25 million; policy and programme support, totaling \$20.8 million; and gender equality, totaling \$5.4 million.

2010 CPR-TTF and Trac 1.1.3 Expenditures Relative to Countries



CPR TTF and Trac 1.1.3 expenditures were undertaken through BCPR in 103 countries in 2010. However, many of the lower expenditures were from the continuation towards phase-out of projects from responses in previous years. Significantly more than half of expenditures in 2010 focused on only ten countries (see graph above) and more than 80 per cent of expenditures were in the top 25 countries.

Africa benefited from the highest overall expenditure amount in 2010 (\$56.2 million), followed by Asia and the Pacific (\$36.9 million), Latin America and the Caribbean (\$28.5 million) Arab States (\$22.3 million), and Europe and the Commonwealth of Independent States (\$9.3 million). Contributions for Haiti in 2010 were especially generous at \$19.8 million from 19 donors including the private sector.

1 Central African Republic
 2 Democratic Republic of the Congo
 3 Programme of Assistance to the Palestinian People

Annex - Financial Report

I. THEMATIC TRUST FUND FOR CRISIS PREVENTION AND RECOVERY (CPR TTF)

Contributions received in 2010	\$105,082,698
Total expenditure in 2010*	\$142,224,178

* In 2010, programming and expenditures continued against the unspent balance from prior years, resulting in an overall expenditure figure higher than the 2010 income.

II. UNDP REGULAR RESOURCES FOR CRISIS PREVENTION AND RECOVERY (TRAC 1.1.3)

Allocations received from UNDP's Regular Resources in 2010	\$51,646,000
Total expenditure in 2010	\$51,666,313

2010 CONTRIBUTIONS RECEIVED BY DONOR—THEMATIC TRUST FUND FOR CRISIS PREVENTION AND RECOVERY

Donor Name	Contributions in US dollars
ALGERIA	200,000
AUSTRALIA	6,094,009
BAHRAIN	1,000,000
BELGIUM	1,338,688
BENFICA FOUNDATION	737,068
BRAZIL	3,009,159
BURKINA FASO	213,514
CANADA	7,458,310
CHAD	500,000
CHINA	500,000
DEMOCRATIC REPUBLIC OF THE CONGO	2,499,945
DENMARK	4,854,369
EUROPEAN UNION	2,068,277
FAR EAST BROADCASTING COMPANY - KOREA	100,000
FINLAND	2,652,520
GERMANY	4,078,436
HAITI RELIEF DONORS	365,248
IRELAND	246,609
ITALY	1,205,505
JAPAN	3,518,320
KOREAN AMERICAN ASSOCIATION OF GREATER NEW YORK	195,876

Donor Name	Contributions in US dollars
KUWAIT	75,000
LIECHTENSTEIN	180,780
LUXEMBOURG	323,887
MAURITIUS	1,012,832
THE NETHERLANDS	10,190,622
NORWAY	11,386,256
PRIVATE SECTOR	20,913
REPUBLIC OF KOREA	20,000
SPAIN	1,419,344
SWEDEN	17,289,617
SWITZERLAND	2,689,900
UNDP(JPAA)	236,845
UNISDR	8,900
UNITED KINGDOM	11,498,337
UNITED NATIONS	2,600,000
UNOCHA	1,103,700
UNITED STATES	2,189,912
GRAND TOTAL	105,082,698

EXPENDITURE BY WINDOW OF THE THEMATIC TRUST FUND FOR CRISIS PREVENTION AND RECOVERY (CPR TTF)

CPR TTF Window Description	Expenditure in US dollars
Conflict Prevention and Recovery	71,741,903
Disaster Risk Reduction and Recovery	17,137,590
Early Recovery	37,413,115
Gender Equality	5,356,923
Policy and Programme Support	10,574,647
Total	142,224,178

EXPENDITURE BY FUND CATEGORY OF UNDP REGULAR RESOURCES FOR CRISIS PREVENTION AND RECOVERY (TRAC 1.1.3)

Fund Category	Expenditure in US dollars
Conflict Prevention and Recovery	20,458,697
Disaster Risk Reduction and Recovery	7,829,488
Early Recovery/Immediate Response	13,194,018
Policy and Programme Support	10,184,110
Total	51,666,313

EXPENDITURE BY COUNTRY—THEMATIC TRUST FUND FOR CRISIS PREVENTION AND RECOVERY (CPR TTF) AND UNDP REGULAR RESOURCES FOR CRISIS PREVENTION AND RECOVERY (TRAC 1.1.3)

Country/Territory	Expenditure in US dollars
Afghanistan	3,045,432
Albania	29,902
Algeria	38,379
Angola	141,685
Armenia	317,830
Bangladesh	334,179
Belarus	72,789
Belize	403,975
Benin	72,914
Bhutan	446,881
Bolivia	473,801
Bosnia and Herzegovina	1,579,481
Burkina Faso	287,904
Burundi	3,825,054
Cambodia	6,911
Cameroon	167,788
Central African Republic (the)	10,954,021
Chad	3,720,357
Chile	199,431
China	1,107,541
Colombia	2,060,095
Comoros (the)	358,366
Congo, Republic of	432,767
Costa Rica	290,858
Côte d'Ivoire	5,467,935
Croatia	148,359
Cuba	292,525
Cyprus	178,230
Democratic Republic of the Congo	9,902,289
Dominican Republic (the)	854,102
Ecuador	319,342
Egypt	153,046
El Salvador	478,263
Ethiopia	901,650
Fiji	531,706
Georgia	56,704
Ghana	632,996
Global*	40,763,994
Guatemala	277,391
Guinea	592,216

Country/Territory	Expenditure in US dollars
Guinea-Bissau	848,133
Guyana	440,351
Haiti	18,758,592
Honduras	2,435,796
India	419,626
Indonesia	3,571,380
Iraq	1,554,372
Jamaica	483,909
Jordan	244,038
Kenya	2,849,786
Kosovo**	2,061,986
Kyrgyzstan	1,674,325
Lao People's Democratic Republic (the)	496,980
Lebanon	2,084,347
Lesotho	361,953
Liberia	7,081,673
Libyan Arab Jamahiriya (the)	160,312
Madagascar	587,601
Maldives	396,437
Mali	966,157
Mauritania	23,110
Mexico	16,455
Moldova	94,829
Mongolia	172,768
Montenegro	32,961
Mozambique	1,005,847
Myanmar	830,582
Namibia	34,829
Nepal	5,410,157
Nicaragua	81,508
Niger (the)	366,605
Nigeria	350,963
Pakistan	5,811,000
Panama	47,609
PAPP***	5,753,420
Papua New Guinea	1,364,662
Paraguay	197,641
Peru	147,423
Philippines (the)	599,936
Rwanda	9,281
Samoa	301,515
Senegal	26,929

Country/Territory	Expenditure in US dollars
Serbia	294,368
Sierra Leone	2,089,057
Slovak Republic	131,544
Solomon Islands	374,245
Somalia	2,185,322
Sri Lanka	8,187,739
Sudan (the)	7,602,709
Swaziland	137,210
Syrian Arab Republic (the)	251,495
Tajikistan	2,336,086
Thailand	1,210,834
Timor-Leste	2,156,241
Togo	48,004
Turkey	44,893
Uganda	1,415,654
Ukraine	183,317
Uruguay	279,851
Uzbekistan	18,302
Vietnam	87,398
Yemen	2,283,398
Zambia	5,944
Zimbabwe	490,004
GRAND TOTAL (CPR TTF and TRAC 1.1.3)	193,890,491

* Fifty percent of these expenditures were dedicated to direct technical assistance and emergency response to countries

** Hereafter referred to in the context of the UN Security Council Resolution 1244 (1999)

*** Programme of Assistance to the Palestinian People

EXPENDITURE BY WINDOW OF THE THEMATIC TRUST FUND FOR CRISIS PREVENTION AND RECOVERY (CPR TTF) AND BY COUNTRY

CPR TTF WINDOW	Country/Territory	Expenditure in US dollars
CONFLICT PREVENTION AND RECOVERY	Afghanistan	2,641,091
	Albania	15,307
	Algeria	15,325
	Angola	141,685
	Belarus	72,789
	Bolivia	193,233
	Bosnia and Herzgovina	1,560,799
	Burkina Faso	147,428
	Burundi	777,267
	Cambodia	1,857
	Central African Republic (the)	10,873,158
	Chad	2,181,832

CPR TTF WINDOW	Country/Territory	Expenditure in US dollars
CONFLICT PREVENTION AND RECOVERY	Colombia	1,887,094
	Congo, Republic of	110,268
	Côte d'Ivoire	677,956
	Croatia	18,509
	Cyprus	178,230
	Democratic Republic of the Congo	8,465,222
	Ecuador	157,375
	El Salvador	304,082
	Ethiopia	302,317
	Fiji	128,290
	Georgia	34,894
	Ghana	187,330
	Global	10,068,306
	Guatemala	158,512
	Guinea	258,144
	Guinea-Bissau	848,133
	Guyana	223,356
	Haiti	2,453,783
	Indonesia	20,643
	Iraq	1,185,596
	Jamaica	457,598
	Jordan	115,612
	Kenya	1,042,481
	Kosovo	1,520,170
	Kyrgystan	1,102,915
	Lao People's Democratic Republic (the)	327,580
	Lebanon	268,420
	Lesotho	147,139
	Liberia	2,183,538
	Maldives	378,050
	Mali	966,157
	Mauritania	23,110
	Moldova	2,818
Montenegro	25,191	
Mozambique	396,561	
Nepal	1,431,602	
Nigeria	185,234	
Papua New Guinea	110,694	
PAPP	4,681,154	
Serbia	42,318	
Sierra Leone	1,597,765	

CPR TTF WINDOW	Country/Territory	Expenditure in US dollars
CONFLICT PREVENTION AND RECOVERY	Solomon Islands	338,981
	Somalia	747,535
	Sri Lanka	1,813,051
	Sudan (the)	2,618,739
	Tajikistan	237,064
	Thailand	125,824
	Timor-Leste	1,025,678
	Uganda	43,095
	Ukraine	92,035
	Vietnam	15,365
	Yemen	907,017
	Zimbabwe	481,601
CONFLICT PREVENTION AND RECOVERY TOTAL		71,741,903
DISASTER RISK REDUCTION AND RECOVERY	Bangladesh	312,747
	Bhutan	384,014
	Bolivia	188,849
	Bosnia and Herzgovina	18,681
	Burkina Faso	134,550
	Burundi	156,506
	Central African Republic (the)	20,449
	Colombia	152,157
	Costa Rica	183,999
	Cuba	194,596
	Dominican Republic	215,478
	Ecuador	111,357
	Egypt	126,409
	Ethiopia	529,532
	Global	6,616,322
	Guyana	37,462
	Haiti	346,997
	India	419,626
	Indonesia	512,887
	Kyrgystan	490,964
	Lebanon	228,376
	Moldova	18,118
	Mozambique	289,443
	Myanmar	660,954
	Nepal	237,059
	Pakistan	3,016,368
	Paraguay	197,642
Senegal	21,889	

CPR TTF WINDOW	Country/Territory	Expenditure in US dollars
DISASTER RISK REDUCTION AND RECOVERY	Serbia	1,202
	Slovak Republic	131,544
	Sri Lanka	875,320
	Sudan (the)	36,296
	Syrian Arab Republic (the)	251,495
	Uzbekistan	18,302
DISASTER RISK REDUCTION AND RECOVERY TOTAL		17,137,590
EARLY RECOVERY	Bangladesh	21,432
	Central African Republic (the)	60,414
	Chad	1,483,910
	Cuba	47,801
	Fiji	106,307
	Global	1,860,325
	Haiti	13,015,347
	Honduras	1,825,239
	Indonesia	634,011
	Lebanon	411,336
	Liberia	3,610,938
	Maldives	16,051
	Nepal	2,971,983
	Pakistan	50,041
	Philippines (the)	80,664
	PAPP	390,279
	Samoa	262,169
	Solomon Islands	6,140
	Sri Lanka	3,733,836
	Sudan (the)	2,016,855
	Tajikistan	2,011,784
	Timor-Leste	421,302
	Turkey	36,686
	Uganda	1,234,686
Yemen	1,095,175	
Zimbabwe	8,403	
EARLY RECOVERY TOTAL		37,413,115
GENDER EQUALITY	Armenia	61,304
	Burundi	325,673
	Congo	322,499
	Côte d'Ivoire	334,817
	Democratic Republic of the Congo	501,751
	El Salvador	89,384
	Global	784,256

CPR TTF WINDOW	Country/Territory	Expenditure in US dollars
GENDER EQUALITY	Guatemala	40,873
	Indonesia	142,007
	Iraq	293,017
	Kenya	21,366
	Kosovo	295,207
	Lao People's Democratic Republic (the)	15,898
	Liberia	357,121
	Nepal	402,518
	Papua New Guinea	287,218
	PAPP	124,764
	Sierra Leone	276,875
	Sri Lanka	44,019
	Sudan (the)	214,837
	Timor-Leste	413,314
	Turkey	8,207
GENDER EQUALITY TOTAL		5,356,923
POLICY AND PROGRAMME SUPPORT	Global	10,574,647
POLICY AND PROGRAMME SUPPORT TOTAL		10,574,647
GRAND TOTAL		142,224,178

EXPENDITURE BY FUND CATEGORY AND COUNTRY OF UNDP REGULAR RESOURCES FOR CRISIS PREVENTION AND RECOVERY (TRAC 1.1.3)

FUND CATEGORY	Country/Territory	Expenditures in US dollars
CONFLICT PREVENTION AND RECOVERY	Bolivia	91,718
	Burundi	544,696
	Cameroon	167,788
	Chile	46,130
	Colombia	17,705
	Côte d'Ivoire	4,455,162
	Croatia	129,851
	Democratic Republic of the Congo	227,639
	Ecuador	9,179
	Egypt	2,497
	El Salvador	36,058
	Fiji	223,064
	Georgia, Republic of	15,349
	Global	407,138
	Guinea	334,072

FUND CATEGORY	Country/Territory	Expenditures in US dollars
CONFLICT PREVENTION AND RECOVERY	Guyana	179,533
	Honduras	610,557
	Jordan	2,421
	Kenya	1,661,605
	Kosovo	246,608
	Lebanon	1,176,215
	Liberia	631,884
	Libyan Arab Jamahiriya	160,312
	Montenegro	7,770
	Mozambique	281,577
	Nepal	366,996
	Nigeria	165,729
	Pakistan	998,568
	Papua New Guinea	966,750
	Serbia	249,318
	Sierra Leone	214,417
	Somalia	791,356
	Sri Lanka	1,671,679
	Sudan (the)	1,685,819
	Timor-Leste	295,949
Thailand	1,085,011	
Uganda	19,369	
Yemen	281,207	
CONFLICT PREVENTION AND RECOVERY TOTAL		20,458,697
DISASTER RISK REDUCTION AND RECOVERY	Afghanistan	404,342
	Armenia	256,526
	Belize	393,784
	Cambodia	5,054
	Comoros (the)	358,366
	Cuba	10,593
	Egypt	24,140
	Ghana	358,544
	Global	288,720
	Indonesia	2,261,832
	Jordan	126,005
	Lao People's Democratic Republic (the)	146,997
	Lesotho	214,814
	Liberia	298,191
	Madagascar	587,601
	Mongolia	72,768
Mozambique	38,266	

FUND CATEGORY	Country/Territory	Expenditures in US dollars
DISASTER RISK REDUCTION AND RECOVERY	Namibia	8,490
	Pakistan	1,654,600
	Sri Lanka	2,794
	Swaziland	137,210
	Uruguay	179,851
DISASTER RISK REDUCTION AND RECOVERY TOTAL		7,829,488
EARLY RECOVERY/ IMMEDIATE RESPONSE	Albania	14,595
	Algeria	23,054
	Belize	10,191
	Benin	72,914
	Bhutan	62,867
	Burkina Faso	5,926
	Burundi	2,020,913
	Chad	54,615
	Chile	153,302
	China	1,107,541
	Colombia	3,139
	Costa Rica	66,883
	Cuba	39,535
	Democratic Republic of the Congo	707,676
	Dominican Republic	638,624
	Ecuador	41,431
	El Salvador	48,739
	Ethiopia	69,801
	Fiji	74,045
	Georgia	6,460
	Ghana	87,123
	Global	20,146
	Guatemala	78,004
	Haiti	2,942,464
	Iraq	75,759
	Jamaica	26,311
	Kenya	124,334
	Kyrgystan	80,446
	Lao People's Democratic Republic (the)	6,504
	Maldives	2,337
	Mexico	16,455
Moldova	73,893	
Mongolia	100,000	
Myanmar	169,628	
Namibia	26,339	

FUND CATEGORY	Country/Territory	Expenditures in US dollars
EARLY RECOVERY/ IMMEDIATE RESPONSE	Nicaragua	81,508
	Niger (the)	366,605
	Pakistan	91,423
	Panama	47,609
	Peru	147,423
	Philippines (the)	519,272
	PAPP	557,223
	Rwanda	9,281
	Samoa	39,346
	Senegal	5,040
	Serbia	1,529
	Somalia	646,431
	Solomon Islands	29,124
	Sri Lanka	47,040
	Sudan (the)	1,030,164
	Tajikistan	87,238
	Togo	48,004
	Uganda	118,504
	Ukraine	91,283
Uruguay	100,000	
Vietnam	72,033	
Zambia	5,944	
EARLY RECOVERY/IMMEDIATE RESPONSE TOTAL		13,194,018
POLICY AND PROGRAMME SUPPORT	Global	10,184,110
POLICY AND PROGRAMME SUPPORT TOTAL		10,184,110
GRAND TOTAL		51,666,313

List of Acronyms

BCPR	Bureau for Crisis Prevention and Recovery
CPR TTF	Thematic Trust Fund for Crisis Prevention and Recovery
CSOs	Civil society organizations
DDR	disarmament, demobilization and reintegration
DOCO	Development Operations Coordination Office
DPA	Department of Political Affairs
DPKO	Department of Peacekeeping Operations
DRR	disaster risk reduction
EC	European Commission
ERW	Explosive remnants of war
IASC	Inter-agency Standing Committee
IDPs	internally displaced persons
ILO	International Labour Organization
ISDR	International Strategy for Disaster Reduction
MDGs	Millennium Development Goals
MINUSTAH	UN Stabilization Mission in Haiti
NGO	Non-governmental organization
OCHA	Office for the Coordination of Humanitarian Affairs
PAPP	Programme of Assistance to the Palestinian People
PBF	Peacebuilding Fund
PBSO	Peacebuilding Support Office
PDNA	post-disaster needs assessment
SGBV	Sexual and gender-based violence
UNDP	United Nations Development Programme
UNFPA	United Nations Population Fund
UNICEF	United Nations Children's Fund
UNIFEM	United Nations Development Fund for Women
UNISDR	United Nations International Strategy for Disaster Reduction
UNODA	UN Office for Disarmament Affairs
UXO	unexploded ordnance
WFP	World Food Programme