

HUMANITARIAN RESPONSE PLAN

2018 IN REVIEW



Credit: Giles Clarke/OCHA

Yemen is the world's worst humanitarian crisis, driven by conflict, economic collapse and the continuous breakdown of public institutions and services. Seventy-five percent of the entire population, 22.2 million people have required some form of humanitarian assistance in the past twelve months. During 2018, the humanitarian operation in Yemen has undergone a step-change, becoming one of the largest, most impactful operations managed by the UN anywhere in the world. Working under increasingly difficult conditions, 254 international and national partners have delivered food assistance, health care, nutrition support, protection, shelter, education, water and sanitation and livelihood support, reaching nearly 8 million people each month. Millions of lives have been saved and hundreds of thousands of Yemeni families have been helped to survive one of the most difficult periods in their country's history.

Of the many milestones achieved during 2018, four stand out in terms of impact, scale and efficiency.

=> As a direct result of the massive, synchronized and very rapid scale-up of all forms of humanitarian aid achieved during 2018, 45 of the 107 districts facing extreme food insecurity at the beginning of last year are no longer pre-famine.

=> Food security partners have successfully managed one of the largest, fastest and most difficult scale-ups of assistance anywhere in the world increasing the number of people reached each month with food assistance from 3 million to an astonishing 10 million.

=> Working through public institutions, nutrition partners have helped to identify and cure a higher percentage of children suffering from severe acute malnutrition than in any comparable operation globally.

=> Working in close partnership with local institutions, health partners have stemmed the largest cholera outbreak in modern history, reducing the number of new cases from one million the year before to 311,000.

PEOPLE IN NEED (AS OF JAN 2018)



PEOPLE IN ACUTE NEED (AS OF JAN 2018)



PEOPLE TARGETED

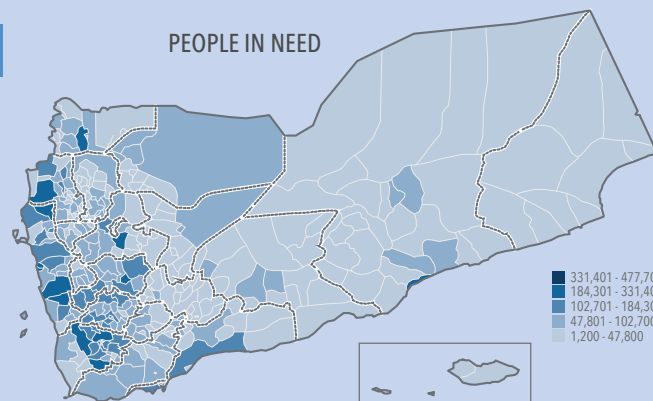


PEOPLE REACHED



BASELINE NEEDS OVERVIEW (AS OF JAN 2018)

In 2018, humanitarian partners estimated that 22.2 million people in Yemen needed some kind of humanitarian or protection assistance, including 11.3 million who were in acute need – an increase of more than one million people in acute need since June 2017. The escalation of the conflict since March 2015 had dramatically aggravated protection risks for millions.



Protection of civilians

As of 15 October 2017, health facilities had reported 8,757 conflict related deaths and over 50,610 injuries, and over three million people have been forced to flee from their homes. All parties to the conflict have repeatedly violated their obligations under International Humanitarian Law (IHL) and civilian infrastructure, including schools, health facilities and markets have been subject to attack. Reports of grave violations of child rights and gender-based violence have increased.



Collapse of basic services and institutions

There have been major irregularities and disruptions in provision of operating costs and payment of public sector salaries since August 2016. Conflict, displacement, and economic decline are placing immense pressure on essential basic services and are accelerating the collapse of the institutions that provide them. As a result, humanitarian assistance is now forced to fill some of these gaps and is increasingly stretched beyond its scope and remit.



Basic survival

Millions of people in Yemen need humanitarian assistance to ensure their basic survival. For 2018, an estimated 17.8 million were food insecure, 16 million lacked access to safe water and sanitation, and 16.4 million lacked access to adequate healthcare. Needs across the country had grown more acute since June 2017, with 11.3 million in acute need of humanitarian assistance.



Loss of livelihoods and impacted private sector

The economy has contracted sharply since the conflict escalated, and imports and internal movement of goods have become more difficult and costlier as a result of restrictions imposed on the economy. In this situation, even Yemenis not directly affected by the conflict may be in need of humanitarian assistance due to a loss of livelihood options and sharp economic decline.

STRATEGIC OBJECTIVES



1 Provide life-saving assistance to the most vulnerable people in Yemen through an effective, targeted response.



2 Ensure that all assistance promotes the protection, safety & dignity of affected people, and is provided equitably to men, women, boys and girls.



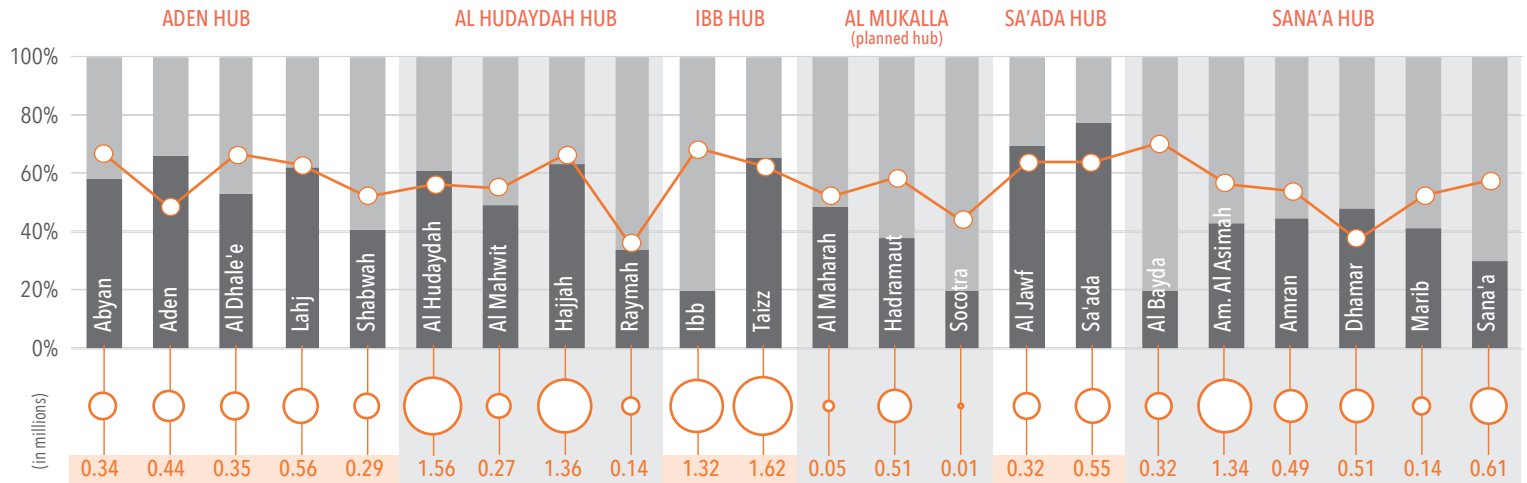
3 Support and preserve services & institutions essential to immediate humanitarian action & promote access to resilient livelihood opportunities.



4 Deliver a principled, multi-sectoral, coordinated and inclusive humanitarian response that is accountable to and advocates effectively for the most vulnerable people in Yemen with enhanced engagement of national partners.

PEOPLE TARGETED

■ Total People in Need ■ % Acute People in Need vs total People in Need ○ People targeted ○ Total people targeted



RESPONSE OVERVIEW



CLUSTER NAME



Funding requested



Funding received



People in Need



People in Acute Need



People Targeted



People Reached



% Reached vs Targeted

CLUSTER NAME	Funding requested	Funding received	People in Need	People in Acute Need	People Targeted	People Reached	% Reached vs Targeted
FOOD SECURITY AND AGRICULTURE	\$1,351.2B	\$1,133.2M	17.8M	8.4M	8.8M	7.5M	85
HEALTH	\$593.6M	\$272.7M	16.4M	9.3M	12.3M	12.0M	98
WASH	\$298.8M	\$157.3M	16.0M	11.6M	11.1M	11.5M	104
NUTRITION	\$210.3M	\$131.6M	7.0M	4.6M	5.6M	5.7M	102
SHELTER AND SITE MANAGEMENT	\$195.3M	\$75.7M	5.4M	2.6M	3.0M	1.4M	46
PROTECTION	\$130.5M	\$78.8M	12.9M	6.5M	5.0M	4.8M	97
EDUCATION	\$75.3M	\$49.3M	4.1M	2.8M	1.9M	1.8M	95
EMERGENCY EMPLOY. & COMMUNITY REHAB.	\$59.5M	\$25.8M	8.0M	8.0M	1.2M	0.3M	26
REFUGEE & MIGRANT MULTI-SECTOR	\$106.7M	\$42.3M	0.17M	0.02M	0.17M	0.16M	96
TOTAL	\$3,108.1M	\$2,583.1M	22.2M	11.3M	13.1M		

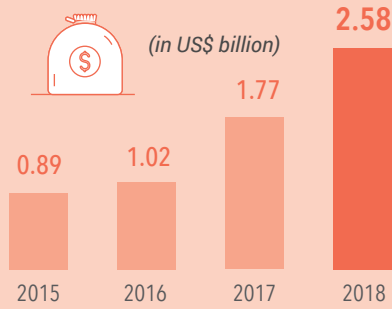
2018: A YEAR IN REVIEW

“ AN OPERATIONAL SCALE-UP ”

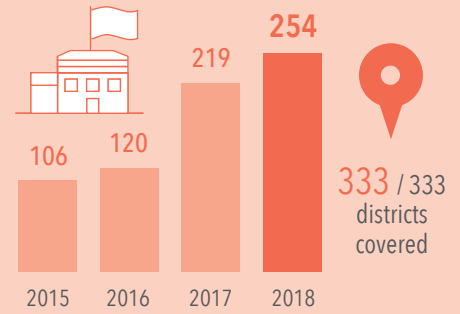
Thanks to generous support from our donors, we were able to substantially scale-up operations in 2018 and reach an average of 7.9 million people per month with at least one type of humanitarian assistance.



FUNDING RECEIVED



NUMBER OF PARTNERS



BENEFICIARIES BY CLUSTER (JAN-DEC 2018)



Food Security & Agriculture



7.5M
People Reached



Health



12.0M
People Reached



Water, Hygiene and Sanitation



11.5M
People Reached



Nutrition



5.7M
People Reached



Protection



4.8M
People Reached



Shelter and Site Management



1.4M
People Reached



Education



1.8M
People Reached



EECR



0.33M
People Reached

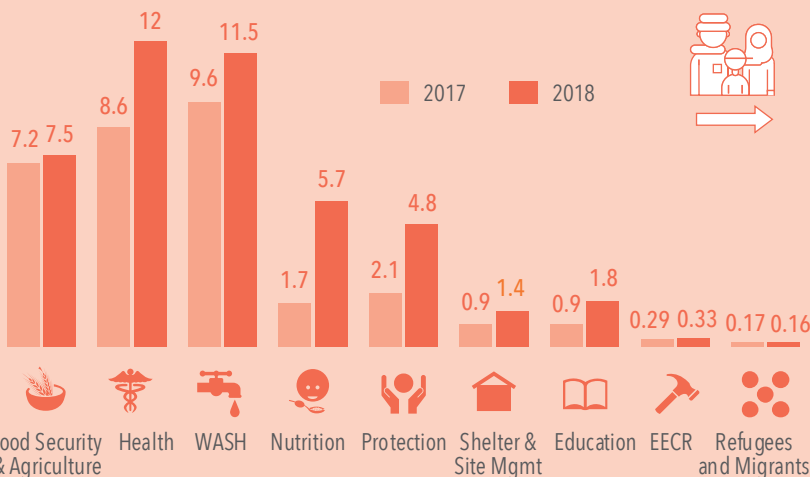


Refugees & Migrants



0.16M
People Reached

BENEFICIARIES BY CLUSTER (2017-2018)



COMMON LOGISTICS SERVICES



64,91 m³ of relief items transported in 2018
= **2,318** containers

compared to 2017:



+39%



Air Lifts

+6%



Sea cargo Transport

+600%



Overland Transport

+300%



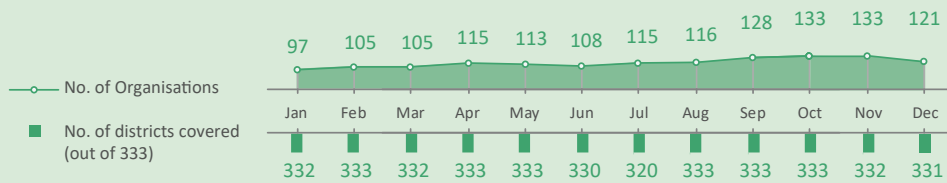
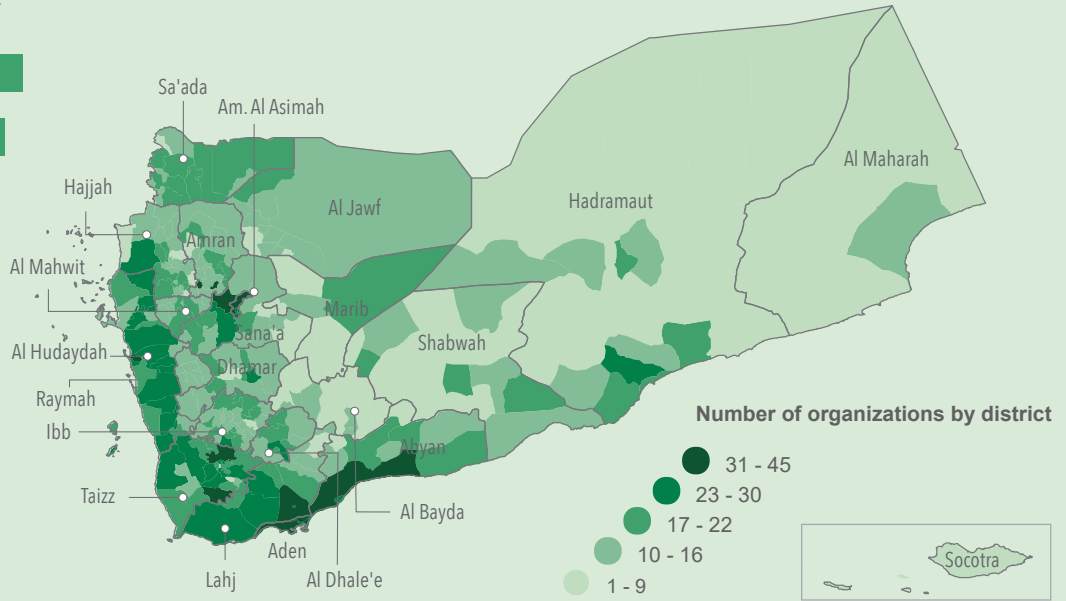
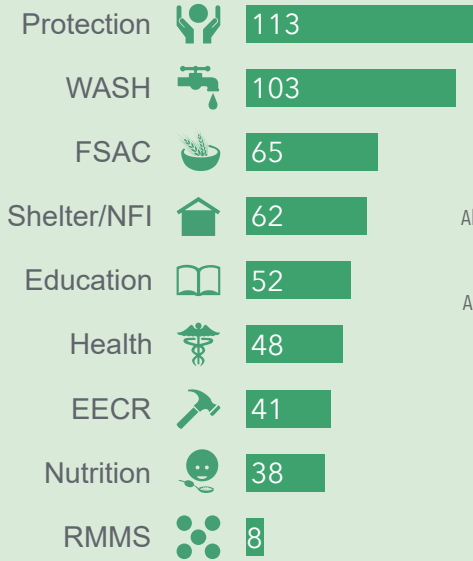
Cargo Storage

OPERATIONAL PRESENCE



254 Organisations working in Yemen in 2018

Number of organisations per cluster



FUNDING OVERVIEW

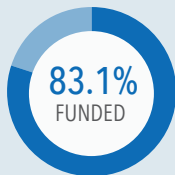
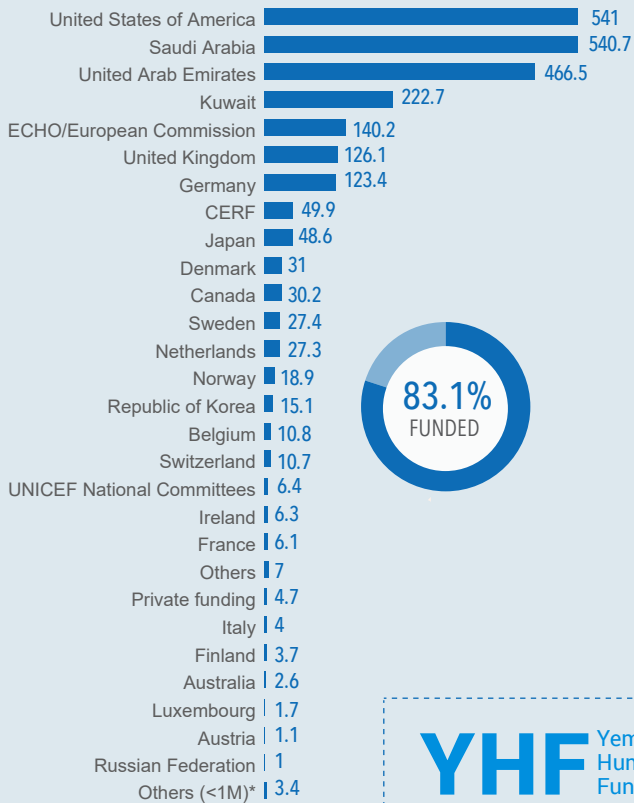


3.11 billion REQUESTED (US\$)



2.58 billion RECEIVED (US\$)

YHRP CONTRIBUTIONS BY DONOR (US\$ million)



Cluster	Requested million \$	Funded million \$	Unmet million \$
Food Security & Agriculture	1,351.2	1133.2	218
Health	593.6	272.7	320.9
WASH	298.8	157.3	141.5
Nutrition	210.3	131.6	78.7
Shelter and Site Management	195.3	75.7	119.6
Refugees and Migrants	106.7	42.3	64.4
Protection	130.5	78.8	51.7
Emergency Employ/Community Rehab	59.5	25.8	33.7
Education	75.3	49.3	26
Logistics	61.7	36.7	25
Coordination	22.9	28.6	0
Emergency Telecommunications	2.2	0.7	1.5
Multiple Clusters	N/A	61.6	N/A
Not yet specified	N/A	488.8	N/A
Total	3,108.1	2,583.1	525


YHF Yemen Humanitarian Fund

FUNDING AVAILABLE IN 2018
\$208.7M 2018 contributions



\$192.2M allocated in 2018*

including **\$188.2M** to implementing partners



8.8M People targeted

112 Projects

53 Partners

*Includes Education Above All Foundation, Spain, Qatar, Slovakia, Iceland, Czech Republic, Mexico, Donors not specified, Portugal, Kazakhstan and Kuwait Fund

CLUSTER RESPONSE



FOOD SECURITY AND AGRICULTURE



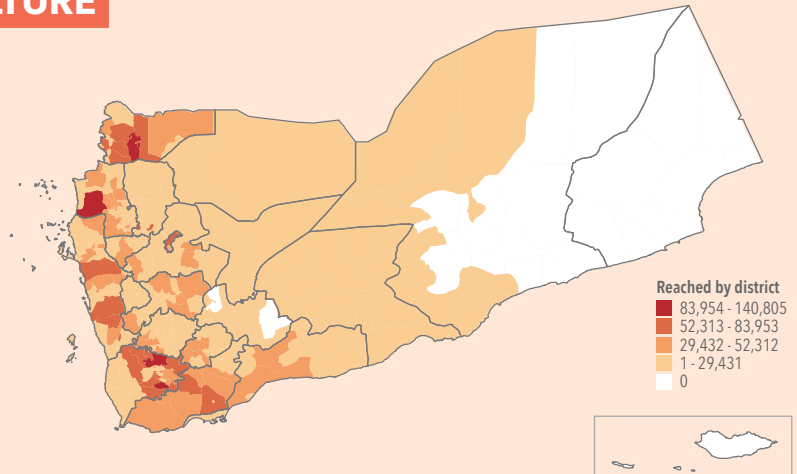
1,133.2B
Funding Received



7.5M
People Reached



1,351.2B
required



Improve immediate household availability of and access to food for the most vulnerable, through provision of emergency food and livelihoods assistance.

Between January to December 2018, FSAC partners assisted an average of 7.4 million people with regular monthly emergency food assistance (in-kind, cash transfers, & voucher transfers). By the end of December 2018, a cumulative total of 2.26 million individuals had also benefited from livelihoods assistance (2.1 million people assisted with rapid emergency agricultural, livestock & fisheries kits; and around 160,000 individuals provided with longer-term livelihoods support).

YHRP MONITORING INDICATORS	TARGET TYPE	TARGET	REACHED	REACHED/TARGET
Number of individuals provided with access to emergency agricultural, livestock or fisheries kits and longer- term livelihoods restoration support	Individuals	8,404,167	7,371,828*	88%
Number of individuals receiving regular emergency food assistance (in kind, cash transfers, or voucher transfers)	Individuals	6,100,000	2,256,970	37%

*monthly average



HEALTH



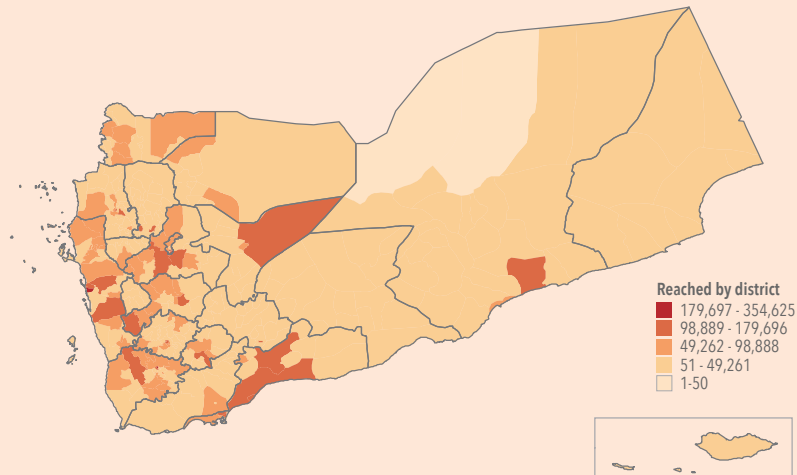
272.7M
Funding Received



12.0M
People Reached



593.6M
required



Increase access of people in need to Minimum Health Service Packages, strengthen preparedness, surveillance and response to communicable diseases outbreaks.

From January to December 2018, the Health Cluster partners provided over 12 million consultations through more than 2,200 supported health facilities. Over half a million children under one year of age received Penta 3 vaccine, while over 255,000 deliveries were assisted by skilled birth attendants. Additionally, 36,491 trauma cases were treated, and 16,616 mental health consultations were provided by health workers. More than 1 million women received antenatal care and almost 13,000 health staff were trained on the Minimum Service Package, while 2,042 midwives were trained on safe motherhood.

YHRP MONITORING INDICATORS	TARGET TYPE	TARGET	REACHED	REACHED/TARGET
Number of children under one year received penta 3 vaccine	Children	700,055	567,413	81%
Number of deliveries assisted by a skilled birth attendant	Individuals	300,000	255,172	85%



WATER, HYGIENE AND SANITATION



157.3M
Funding Received



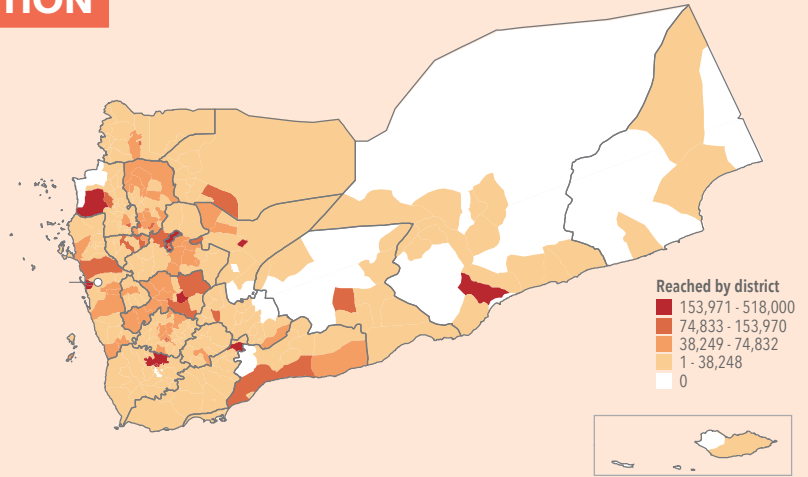
11.5M
People Reached



298.8M
required



104%
Reach against target



Support the repair, operation and maintenance of affected WASH systems, and direct provision of WASH services and items to affected people.

In 2018, 67 WASH cluster partners were active across 22 governorates, continued to scale up, and reached 11.5 million people through some form of a response. Support to water and sanitation systems, reached an estimated 6.0 and 3.8 million people, respectively. Rehabilitation, repairs and fuel support, as well as solar installations, for urban and rural water systems and sanitation systems sustained large numbers of people. Life-saving assistance, including response to IDPs and outbreaks continued. Significant achievements were seen in the integrated WASH and health response to Cholera through 750 Rapid Response Teams and the mobilization of quick impact projects in Cholera priority districts. As a result, 1.3 million people were reached through emergency water supply, 921,036 through emergency sanitation provisions and hygiene items reached 6.7 million people.

YHRP MONITORING INDICATORS	TARGET TYPE	TARGET	REACHED	REACHED/TARGET
Number of people served by support to operation, maintenance and rehabilitation of public water systems	Individuals	7,288,599	6,046,407*	83%
Number of people provided with hygiene kits (basic and consumable)	Individuals	6,090,431	6,622,308*	>100%

*monthly average



NUTRITION



131.6M
Funding Received



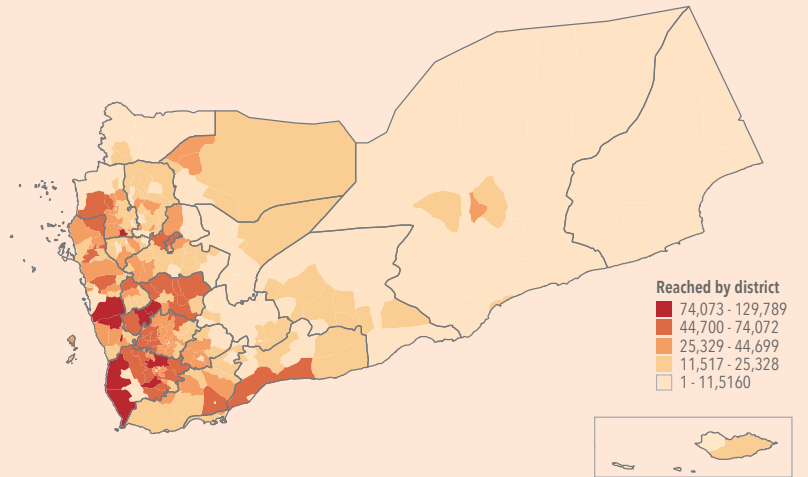
5.7M
People Reached



210.3M
required



102%
Reach against target



Save lives by reducing prevalence of acute malnutrition and strengthening humanitarian life-saving preventive nutrition services for vulnerable population groups.

In 2018, around 308,540 children with Severe Acute Malnutrition (SAM), over 496,135 children with Moderate Acute Malnutrition (MAM) and 350,665 PLW with acute malnutrition were admitted for treatment. In addition, 751,848 children received micronutrient powders, and 1,600,312 women received Infant and Young Child Feeding (IYCF) counselling. 324,066 children aged 6-23 months and 439,812 pregnant and lactating women were reached with Blanket Supplementary Feeding programmes.

YHRP MONITORING INDICATORS	TARGET TYPE	TARGET	REACHED	REACHED/TARGET
Number of children (aged 6-59 months) treated for Severe Acute Malnutrition (SAM)	Individuals	289,364	308,540	>100%
Number of children (aged 6-59 months) treated for Moderate Acute Malnutrition (MAM)	Children	824,269	496,135	60%



SHELTER, NON-FOOD ITEMS, CAMP COORD/CAMP MNGT



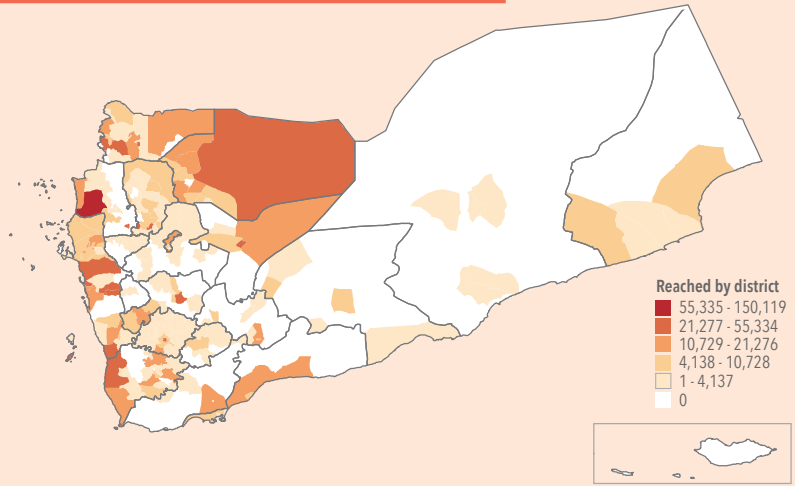
75.7M
Funding Received



1.4M
People Reached



195.3M
required



Reached by district
55,335 - 150,119
21,277 - 55,334
10,729 - 21,276
4,138 - 10,728
1 - 4,137
0

Provide life-saving and life-sustaining shelter, Non-Food Items (NFIs) and Site Management solutions to the most vulnerable families

NFI distributions were completed for 104,560 families in urgent need of essential household items. Emergency Shelter assistance was provided to 29,381 families. Cash-for-rental subsidies was given to 67,568 families. 17,194 families were provided with winter assistance to protect them from the harsh weather. 120 families benefited from the rehabilitation of their house, while 374 benefited from the reconstruction of their house. The distributions and cash grants ensured that families have sufficient individual, general household, and shelter support to ensure their health, dignity, safety and well-being.

YHRP MONITORING INDICATORS	TARGET TYPE	TARGET	REACHED	REACHED/TARGET
Number of families received Non-Food-Items (NFIs)	Households	142,466	104,560	73%
Number of families received Emergency Shelter (ES)	Households	83,640	29,381	35%



PROTECTION



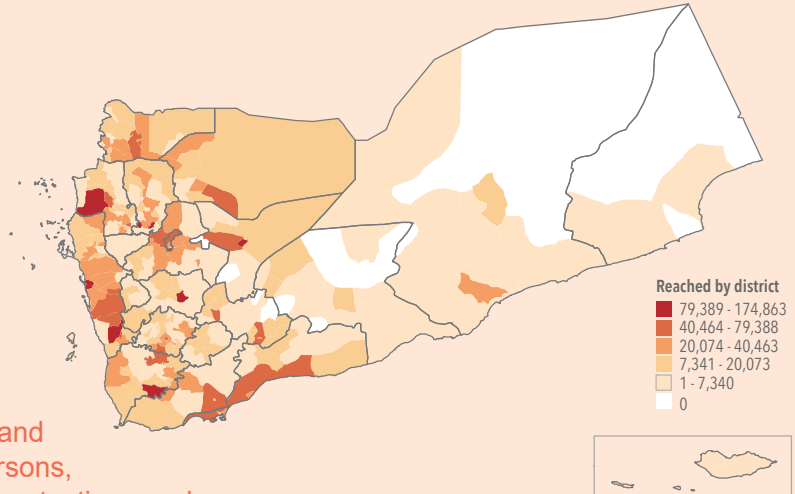
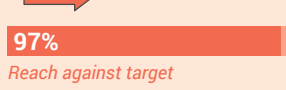
78.8M
Funding Received



4.8M
People Reached



130.5M
required



Reached by district
79,389 - 174,863
40,464 - 79,388
20,074 - 40,463
7,341 - 20,073
1 - 7,340
0

Monitor protection risks and deliver protection assistance and services for vulnerable, displaced and conflict-affected persons, while supporting community-based responses to address protection needs.

Despite gaps in funding and serious operational constraints to protection, as of December 2018, Protection Cluster partners reached around 81,000 people with life-saving protection services such as psychosocial support, legal assistance and protection, as well as clinical care for survivors. Over two million children and community members received information to protect themselves against mines and explosive remnants of war. Community-based responses continue to be strengthened through community-based protection network volunteers, community protection initiatives and community centers serving the needs of IDPs and conflict-affected populations.

YHRP MONITORING INDICATORS	TARGET TYPE	TARGET	REACHED	REACHED/TARGET
Number of individuals benefiting from psychosocial support (not including CP or GBV)	Individuals	259,514	81,066	31%
Number of children reached with critical child protection services (family tracing and reunification, case management, victim assistance)	Children	12,932	15,846	>100%
Number of GBV beneficiaries reached with life-saving GBV multi-sectoral services and support	Individuals	31,567	51,500	>100%



EDUCATION



49.3M
Funding Received



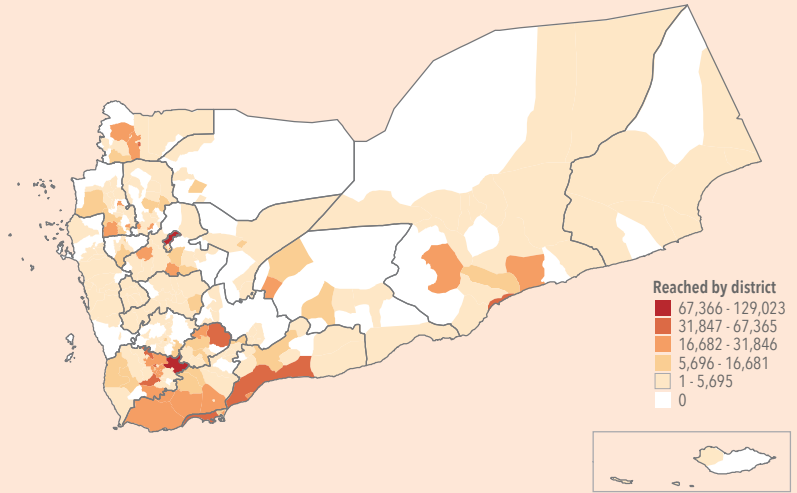
1.8M
People Reached



66% Funded
75.3M required



95%
Reach against target



Provide affected children with equitable access to safe and protective learning spaces including school meals, hygiene education and keeping the education system functional.

To date, over 406,617 children benefited from school repairs including rehabilitation of WASH facilities. Cluster partners supported around 619,917 children by providing emergency training to their teachers. 130,132 students received learning supplies, and over 273,333 students were given snacks as part of a school feeding program. Hygiene kits were provided to 106,362 students and 47,133 children benefited from the use of alternative learning classrooms. 51,756 children were supported with school desks.

YHRP MONITORING INDICATORS	TARGET TYPE	TARGET	REACHED	REACHED/TARGET
Number of students benefitted from schools with partial damage rehabilitated (including WASH)	Children	71,800	406,617	>100%
Number of students receiving school bags and essential learning materials	Children	1,200,000	130,132	11%



REFUGEE AND MIGRANT MULTI-SECTOR



42.3M
Funding Received



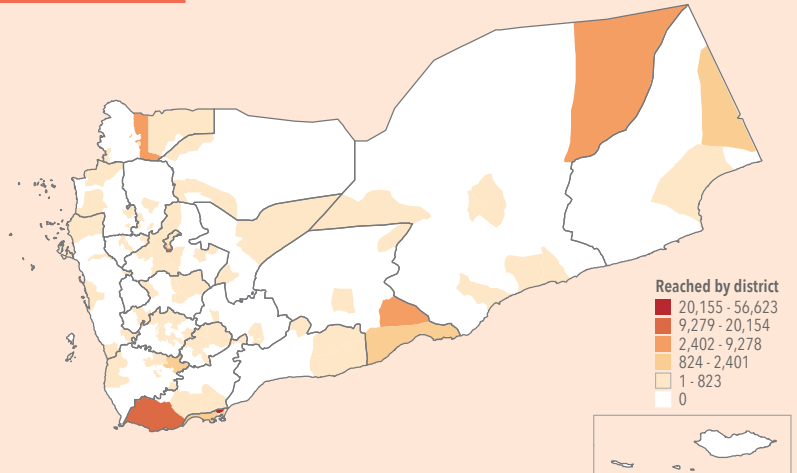
0.16M
People Reached



40% Funded
106.7M required



96%
Reach against target



Provide life-saving, multi-sectoral assistance to refugees, asylum seekers and migrants with acute needs while strengthening response services including access to basic needs, capacity development, referral and coordination.

In 2018, a total of 2,591 Somalis benefitted from UNHCR's Assisted Spontaneous Return Programme for return to Somalia, and 114 refugees departed to Sweden for resettlement. Through the Voluntary Humanitarian Returns programme, 964 migrants were returned to their home countries. All 8,627 refugees living in Kharaz camp benefited from year-long shelter, food and drinking water, along with education and medical services. UNHCR funded the resumption of registration activities by the Bureau of Refugee Affairs in Sana'a in November 2018. 6,551 persons of concern received cash assistance to cover basic expenses such as food and rent. Humanitarian agencies assisted migrants at arrival and transit points through the provision of basic services and protection.

YHRP MONITORING INDICATORS	TARGET TYPE	TARGET	REACHED	REACHED/TARGET
Number of beneficiaries received NFI kits (hygiene, dignity, etc) or cash grants	Individuals	29,048	25,198	87%
Number of beneficiaries provided with safe and dignified returnee transport or received voluntary humanitarian return	Individuals	11,000	4,858	44%



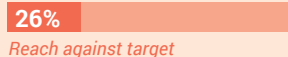
EECR



0.3M
People Reached



25.8M
Funding Received

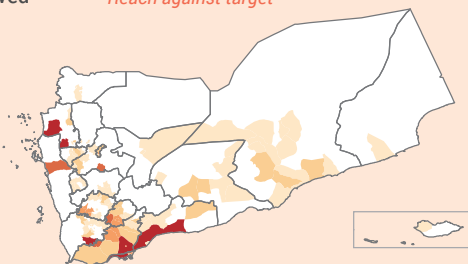
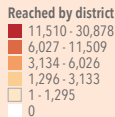


26%
Reach against target



43%
Funded

59.5M
required



Improve vulnerable households' food security and stabilize the economic status of vulnerable households through access to emergency employment and removal of the threat posed by landmines ERWs.

Cluster partners reached 47,498 households (301,629 people) with emergency employment opportunities in 102 districts (19 governorates); 4,343 households (29,543 individuals) had access to income generation opportunities through small and micro business recovery and creation in 46 districts (11 governorates). Around 5,409 households (34,524 people) had at least a member who benefitted from vocational training to equip them with marketable skills for livelihoods.

YHRP MONITORING INDICATORS

TARGET TYPE

Number of Square meters of land surveyed and cleared	6,309,783
Number of households having access to alternative income sources/employment (through Cash for Work)	47,498



COORDINATION AND SAFETY



28.6M
Funding Received



125%
Funded

22.9M
required

Support effective coordination, lead advocacy and resource mobilization efforts and promote an evidence-based response that minimizes risks to humanitarian staff.

OCHA coordinated the implementation of the Yemen Multi-Cluster Locations Assessment (MCLA). For the first time, the MCLA covered all population groups (IDPs, returnees, host community, non-host community, refugees and migrants) in 331 out of 333 districts in 6,791 locations. One or more population groups were targeted in each location and more than 22,000 interviews were conducted using a key informant (KI) methodology.

A YHRP Third Party Monitoring (TPM), which independently verifies humanitarian assistance provided to beneficiaries under the framework of YHRP 2018 in 111 districts, was commenced in December 2018. As of end of January 2019, the monitors started data collection in more than 60 districts in 15 Governorates. Some delays in data collection were faced due to access and movement restrictions.

YHRP MONITORING INDICATORS

ACHIEVED

Key informants interviewed during the Multi-Location Cluster Assessment	22K
Locations covered by the Multi-Cluster Location Assessment	6,791
Districts covered by the YHRP Third Party Monitoring (TPM)	61



LOGISTICS



36.7M
Funding Received

Support a coordinated logistics response and fill logistics gaps by facilitating access to common logistics services.



60%
Funded

61.7M
required

In 2018, the Logistics Cluster supported an efficient humanitarian logistics response through coordination and information management. The Cluster also facilitated access to common logistics services: cargo transport from Djibouti to Sana'a by air, and to Aden and Al Hudaydah by sea; overland transport and storage in Yemen; fuel distribution to humanitarian organisations; sea passenger transport from Djibouti to Aden. In addition, UNHAS connected Amman to Sana'a, Djibouti to Sana'a and Aden, and Sana'a and Aden.

YHRP MONITORING INDICATORS

ACHIEVED

Litres of fuel distributed to (34) humanitarian partners	28.6M
Passengers transported by UN Air Services	12,078
Sea passengers transported between Djibouti and Aden	537
Metric tons transported serving (32) humanitarian partners	15,515
Metric tons stored serving (19) humanitarian partners	15,490



EMERGENCY TELECOM.



0.7M
Funding Received

Provision of reliable ETC services for the humanitarian community, information sharing and coordination of security telecoms and IT emergency response activities.



32%
Funded

2.2M
required

In 2018, despite restrictions on importation of telecommunication equipment and limited local IT market, the ETC managed to establish 6 new ETC hubs in Al Hudaydah, Sada'a and Aden. These hubs provide internet service, user support and technical assessment. In addition, the Cluster organized two technical capacity building training in Aden and Sana'a, 52 national staff participated from 38 organizations both UN and INGOs. 14 field assessment missions were conducted to improve the ETC/IT infrastructure and quality of service provision. Following the establishment of the ETC helpdesk at UNCAF, the Cluster received and resolved 1,352 users' incident reports.

YHRP MONITORING INDICATORS

ACHIEVED

Number of operational areas covered by security telecommunications	5
Number of operational areas covered by connectivity services	6



Credit: Giles Clarke/OCHA

THANK YOU

TO THE DONORS OF THE 2018 YEMEN HUMANITARIAN RESPONSE PLAN

