


# TURKEY'S

SUSTAINABLE DEVELOPMENT GOALS

2<sup>ND</sup> VNR **2019**

***“Strong Ground towards Common Goals”***



# VNR PROCESS OF TURKEY



- **1<sup>st</sup> VNR in 2016 with 22 countries** (Roadmap for SDG implementation)
- **In 2017, SDG Stocktaking Project**
- **Highest level political ownership**
- **Presidency of Strategy and Budget is the coordinator**





# DISTRIBUTION OF INSTITUTIONAL RESPONSIBILITY BY SDGs



**Ministry of Family, Labour and Social Services**



**Ministry of Agriculture and Forestry**




**Ministry of Environment and Urbanisation**



**Ministry of Justice**



**Ministry of Agriculture and Forestry**



**Ministry of Energy and Natural Resources**



**Ministry of Environment and Urbanisation**



**Ministry of Foreign Affairs - Ministry of Treasury and Finance**



**Ministry of Health**



**Ministry of Family, Labour and Social Services**



**Ministry of Environment and Urbanisation**



**Ministry of National Education**



**Ministry of Industry and Technology**



**Ministry of Environment and Urbanisation**



**Ministry of Family, Labour and Social Services**



**Human Rights and Equality Institution of Turkey**

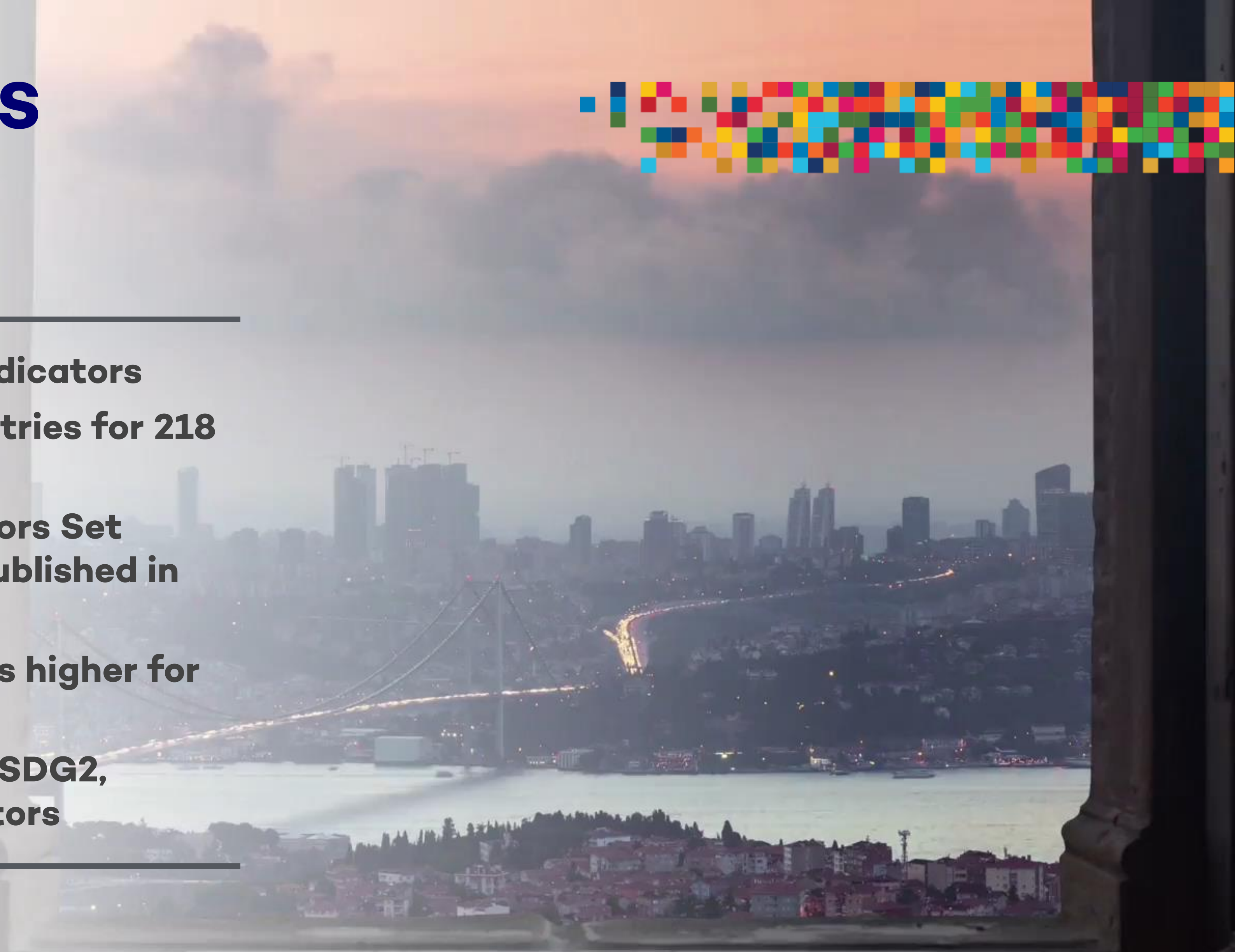


**Ministry of Agriculture and Forestry**


# MONITORING SDGS



- 
- **TURKSTAT is in charge of SDG indicators**
  - **Responsibilities assigned to ministries for 218 SDG indicators**
  - **Sustainable Development Indicators Set comprised of 83 indicators was published in February 2019**
  - **The ratio of produced indicators is higher for SDG3, SDG7 and SDG9**
  - **Further work is needed for SDG1, SDG2, SDG12, SDG13 and SDG14 indicators**
- 



# THEMATIC AUDITING



- **In 2019, by Turkish Supreme Audit Institution**
- **On behalf of Turkish Grand National Assembly**
- **Readiness for SDG Implementation, Institutional Structure**



# PARTNERHIPS FOR VNR

## GLOBAL GOALS


TÜSİAD, MÜSİAD, TURKONFED, BCSD-TR, TOBB  
PRIVATE SECTOR COORDINATOR



UN AGENCIES  
CSOs - ACADEMIA COORDINATOR



TURKISH UNION OF MUNICIPALITIES  
MUNICIPALITIES COORDINATOR



# STAKEHOLDER ENGAGEMENT



**73** MEETINGS



**185** QUESTIONNAIRE  
INSTITUTIONAL  
RESPONSE



**400** ONLINE PLATFORM  
GOOD PRACTICE  
PROJECTS

CONTRIBUTORS

**750** INSTITUTIONS

**600** COMPANIES **62** CIVIL SOCIETY ORG.  
**35** MINISTRIES **50** MUNICIPALITIES

**600** EXPERTS

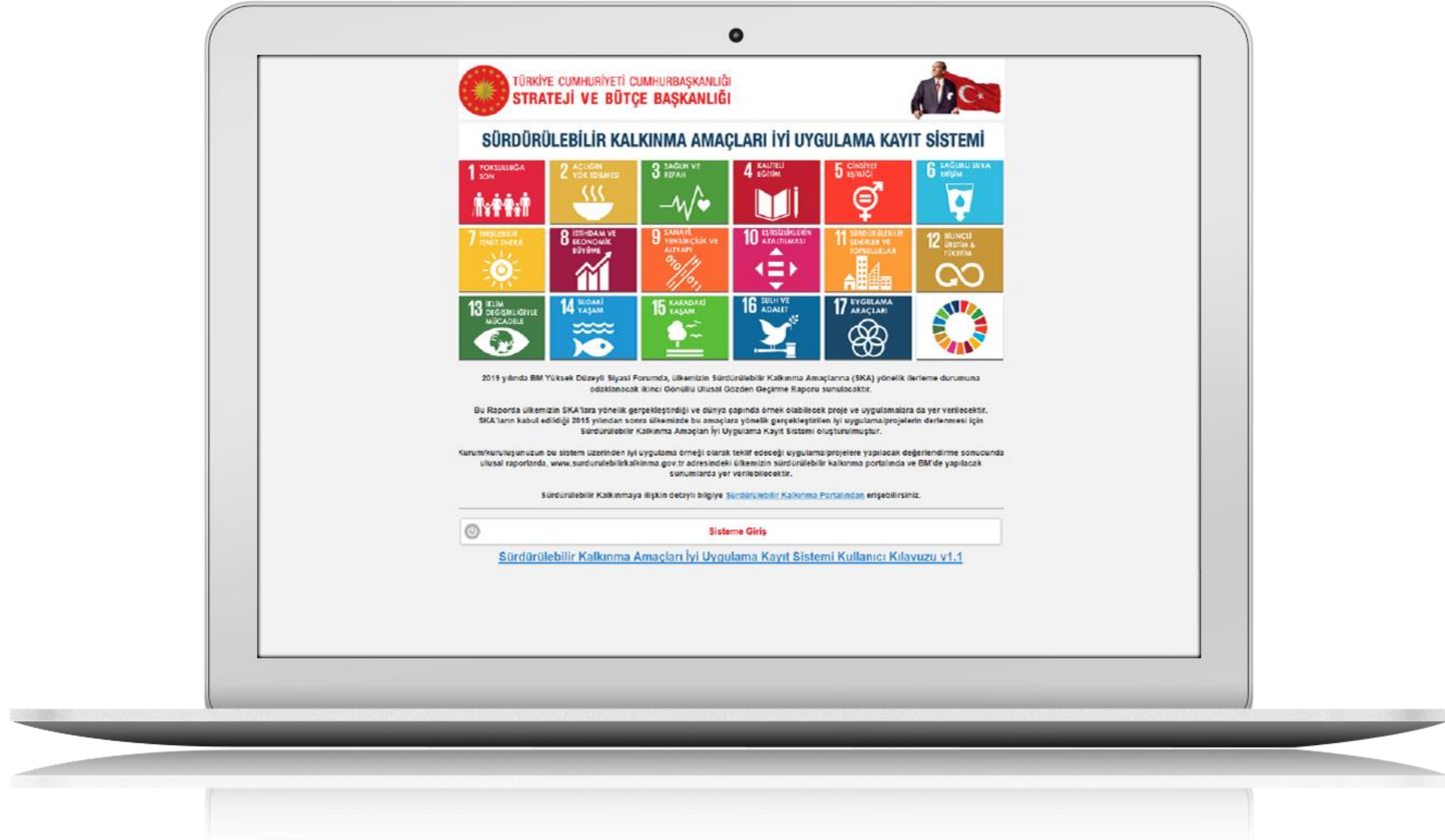
**2,000** COMPANY  
REPRESENTATIVES

**50** MUNICIPAL  
REPRESENTATIVES

**300** NGO MEMBERS



# ONLINE PLATFORM FOR BEST PRACTICES





# SDG FOCUS AREAS



- Poverty reduction
- Empowerment of vulnerable groups



- Access to quality education
- Equal opportunities for education
- Vocational education and lifelong learning



- Access to energy for all
- Increasing renewable energy share in total supply
- Improving energy efficiency
- Development of clean energy technologies and infrastructure



- Access to adequate food and meeting nutrition needs
- Increasing agricultural productivity and resilient agricultural practices
- Conservation of genetic resources and traditional knowledge



- Elimination of all forms of discrimination against women
- Prevention of violence and abuse against women
- Promotion of opportunities for women to participate in social, political and economic life
- Reproductive health and rights



- Economic growth
- Employment



- Programmes for protective healthcare services
- Improving healthcare service provision and infrastructure



- Access to drinking water and sanitation services
- Effective management of water resources
- Preventing water pollution and improving water quantity and quality



- Reliable, sustainable and resilient infrastructure
- Inclusive and sustainable industrialisation
- Innovation

# SDG FOCUS AREAS



- Strengthening economic and social equality
- Global mobility
- Cooperation with international economic and financial institutions



- Adaptation to climate change
- Mainstreaming climate action into policies
- Awareness raising and capacity increase
- Climate finance



- Prevention of crime and violence
- Equal access to justice
- Effective governance



- Inclusive and sustainable urbanisation
- Safe and affordable transport
- Spatial planning and regional development
- Protection of natural and cultural heritage



- Prevention of marine pollution and protection of ecosystem
- Sustainable production and stock management of aquaculture products



- Capacity-building
- Finance
- Technology
- Trade
- International partnerships
- Public-private partnership



- Sustainable management of resources and waste
- Sustainability reporting
- Sustainable tourism




- Conservation and sustainable management of terrestrial ecosystems
- Conservation of biodiversity and genetic resources



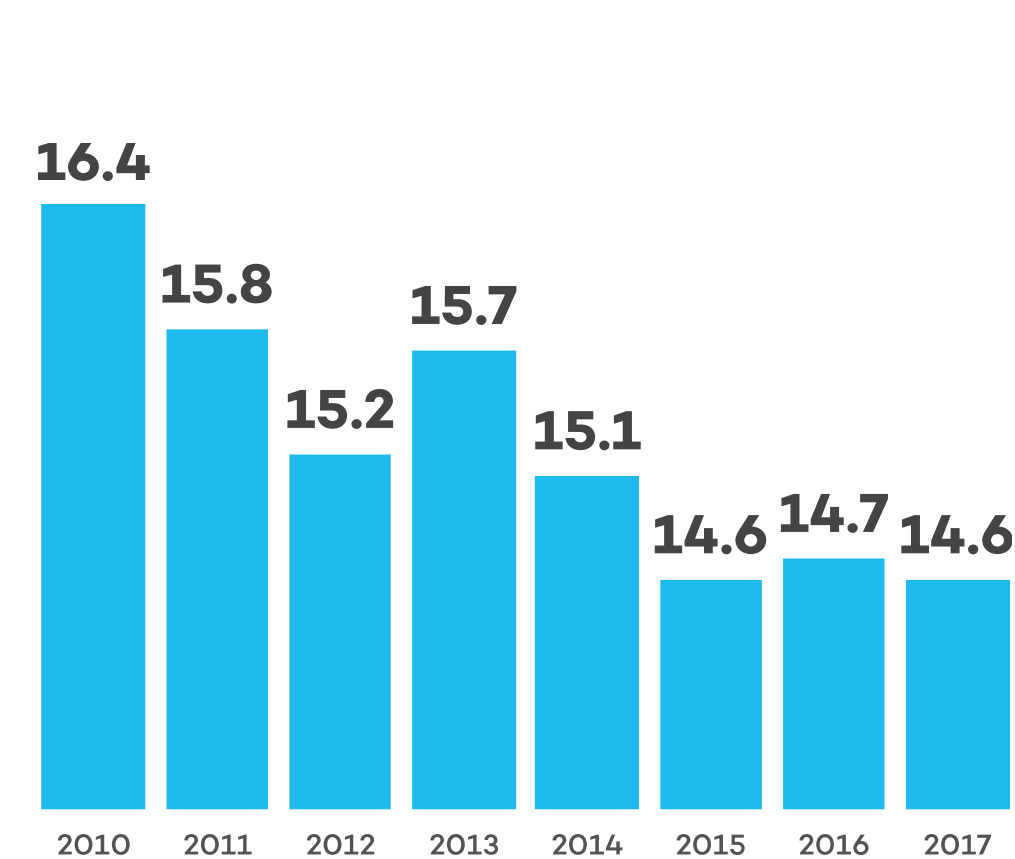


**PROPORTION OF POPULATION LIVING BELOW THE POVERTY LINE BY SEX AND AGE GROUP  
50% OF MEDIAN EQUIVALIZED HOUSEHOLD DISPOSABLE INCOME, (%)**

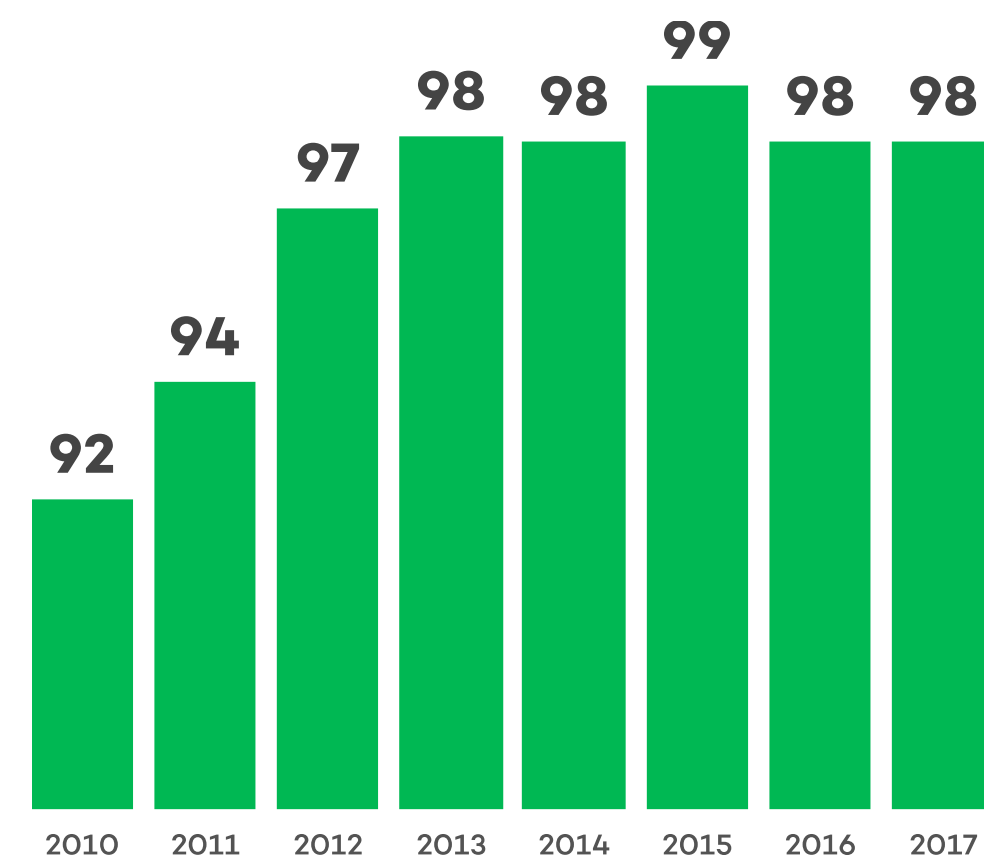




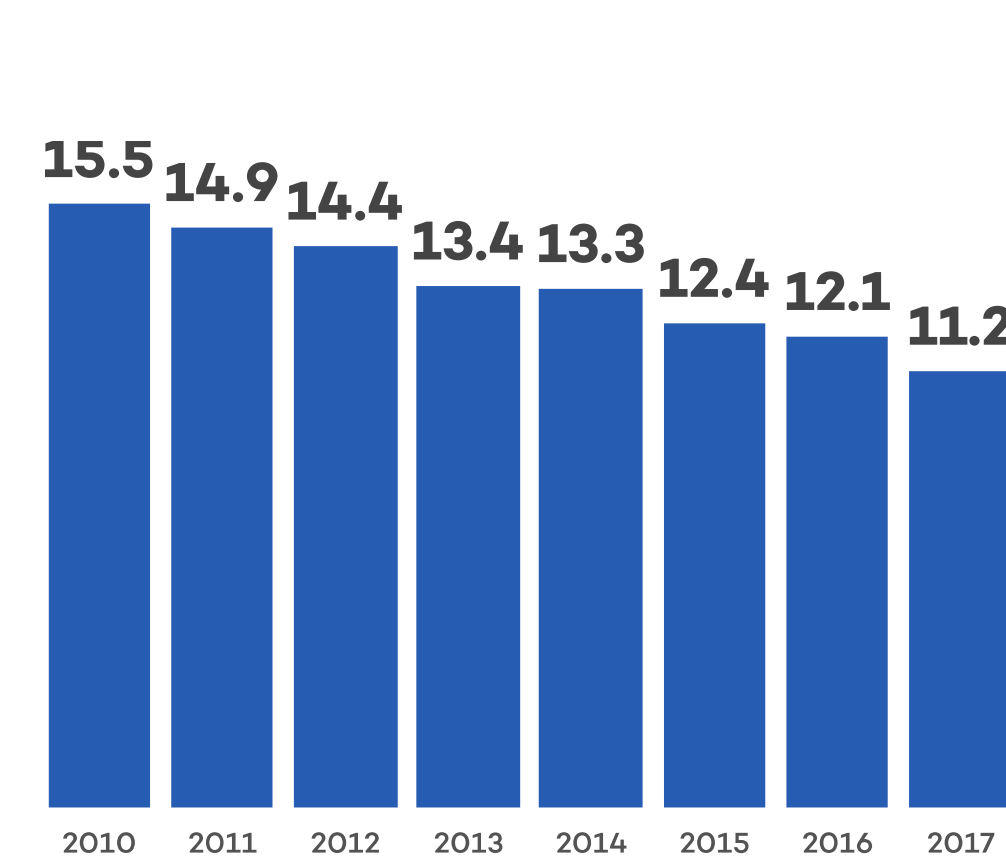
- Health Transformation Program
- Increased access to services
- Improved physical infrastructure
- Increased service quality



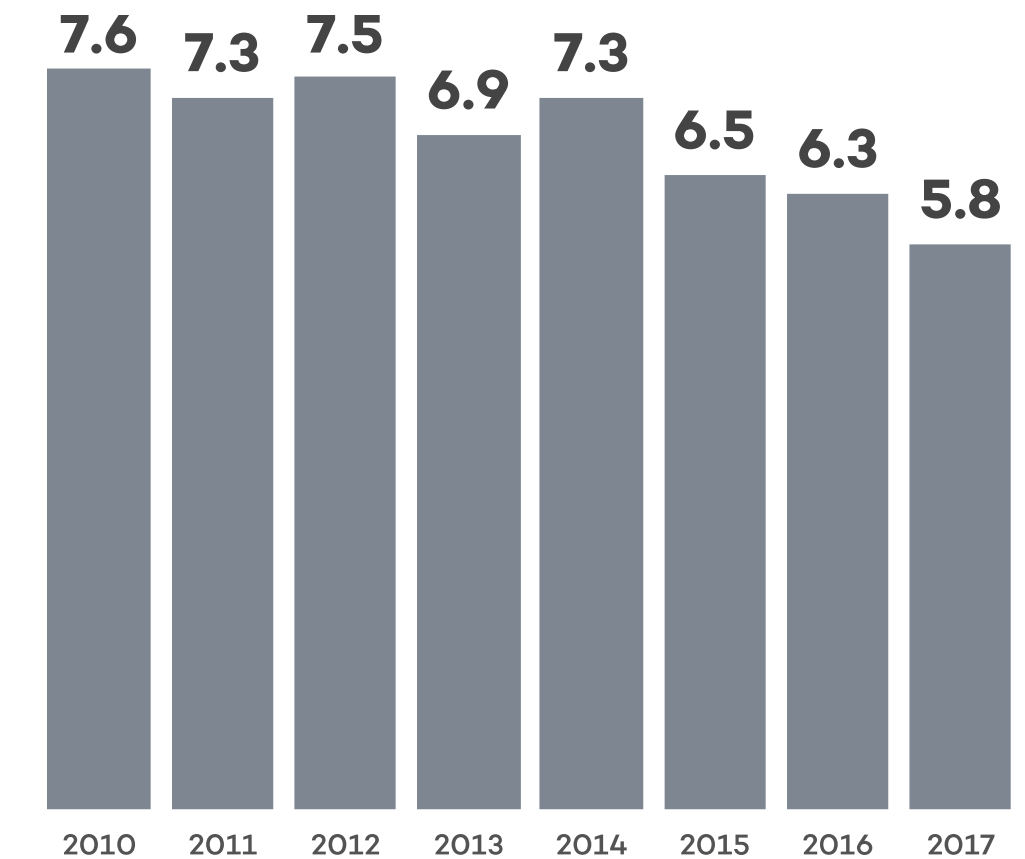
**MATERNAL MORTALITY RATIO, %**  
(PER 100 000 LIVE BIRTHS)



**PROPORTION OF BIRTHS  
ATTENDED BY SKILLED HEALTH  
PROFESSIONAL, (%)**



**UNDER-FIVE MORTALITY RATE, %**  
(PER 1000 LIVE BIRTHS)



**NEONATAL MORTALITY RATE, %**  
(PER 1000 LIVE BIRTHS)





## NET SCHOOLING RATE 2017-2018

## EXPECTED YEARS OF SCHOOLING



**17.7%**





6 CLEAN WATER AND SANITATION



2016

2018

CLEAN WATER SERVICES

95%

99%

MANAGED WASTEWATER & SANITATION SYSTEMS

83%

90%

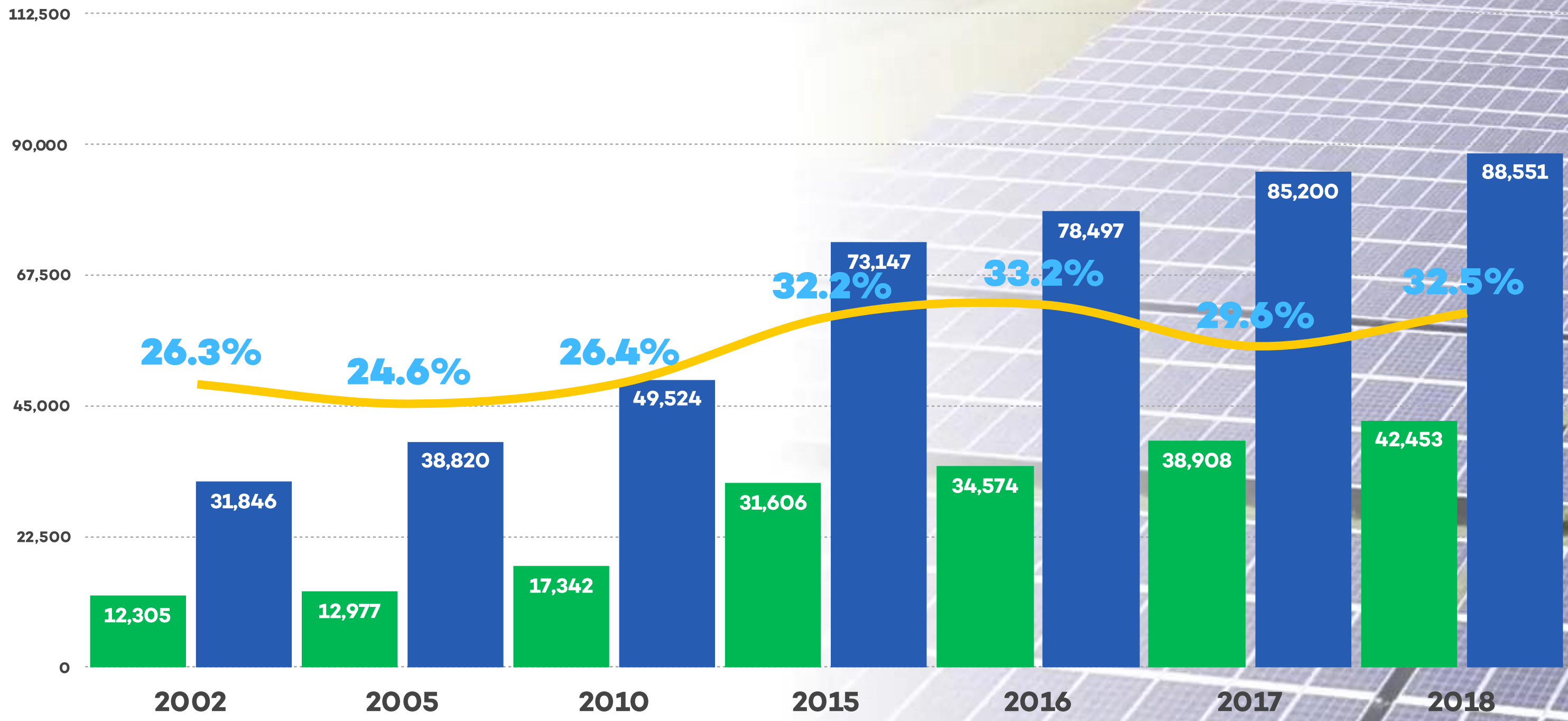
DOMESTIC WASTEWATER TREATMENT FACILITY

35%

75%







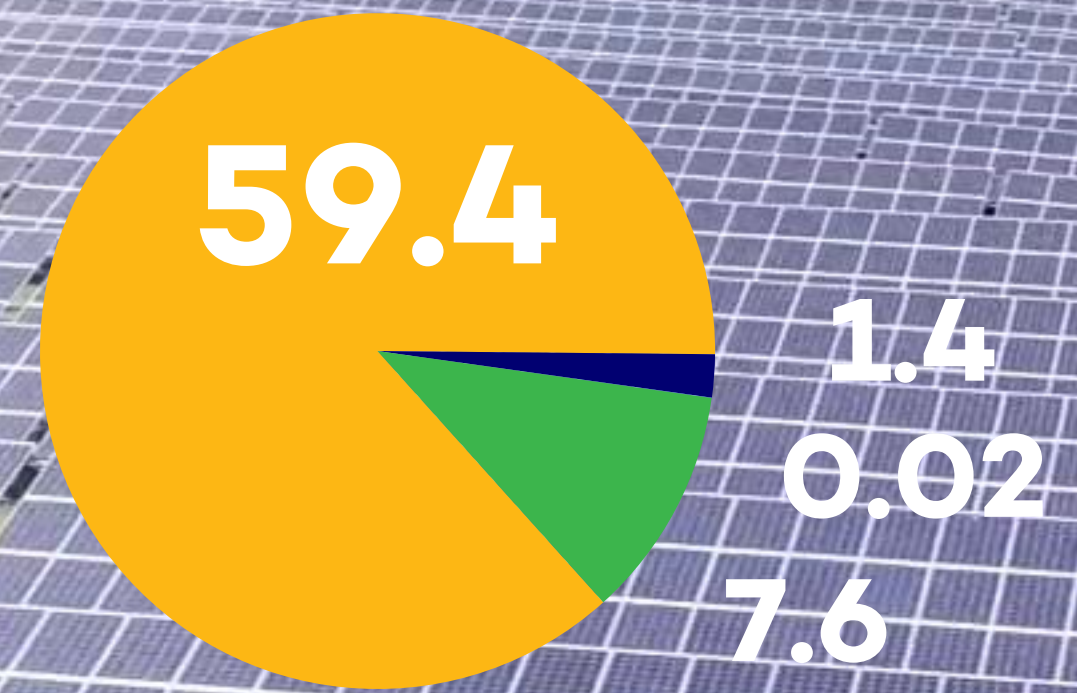
**SHARE OF RENEWABLE ENERGY RESOURCES IN ELECTRICITY GENERATION, (%)**

**INSTALLED ELECTRICITY POWER, (MW)**

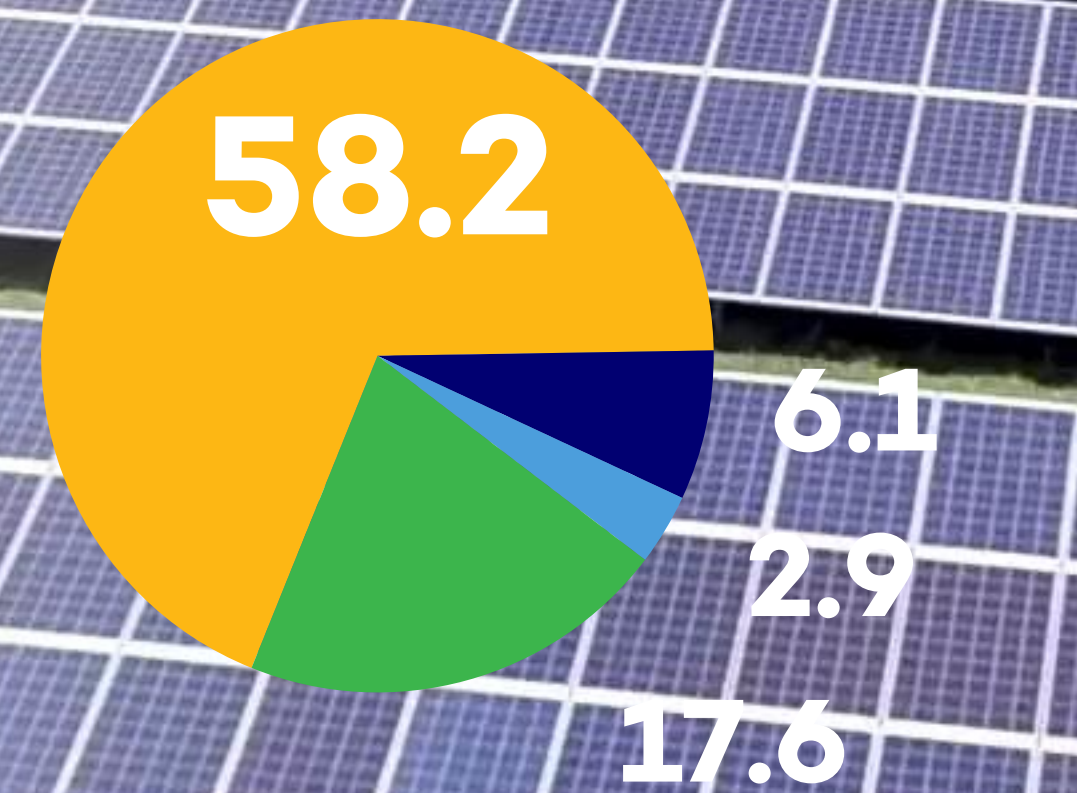
**INSTALLED POWER OF RENEWABLE ENERGY, (%)**



**GENERATION 2013 (TWh)**



**GENERATION 2017 (TWh)**



■ Hydroelectricity 
 ■ Geothermal 
 ■ Solar 
 ■ Wind



9 INDUSTRY, INNOVATION  
AND INFRASTRUCTURE



2016

2017

THE SHARE OF R&D  
EXPENDITURE IN GDP

0.51%

0.96%

PRIVATE SECTOR IN  
TOTAL R&D  
EXPENDITURE

28.7%

56.9%

PUBLIC INVESTMENT PROGRAMME OF 2019



31.1%



16.5%



11.8%



7.6%



7.5%





- 
- **Resilient, Safe, Accessible Cities**
  - **Extensive Urban Regeneration Program**
  - **Access to Affordable Housing**
  - **Integrated Waste Management & Zero Waste**
  - **Increased Subway Network**
  - **18 Cultural Properties in the World Heritage List**





16 PEACE AND JUSTICE  
STRONG INSTITUTIONS



## • EXTENDED E-GOVERNMENT PRACTICES

2012

**600**  
Services

User

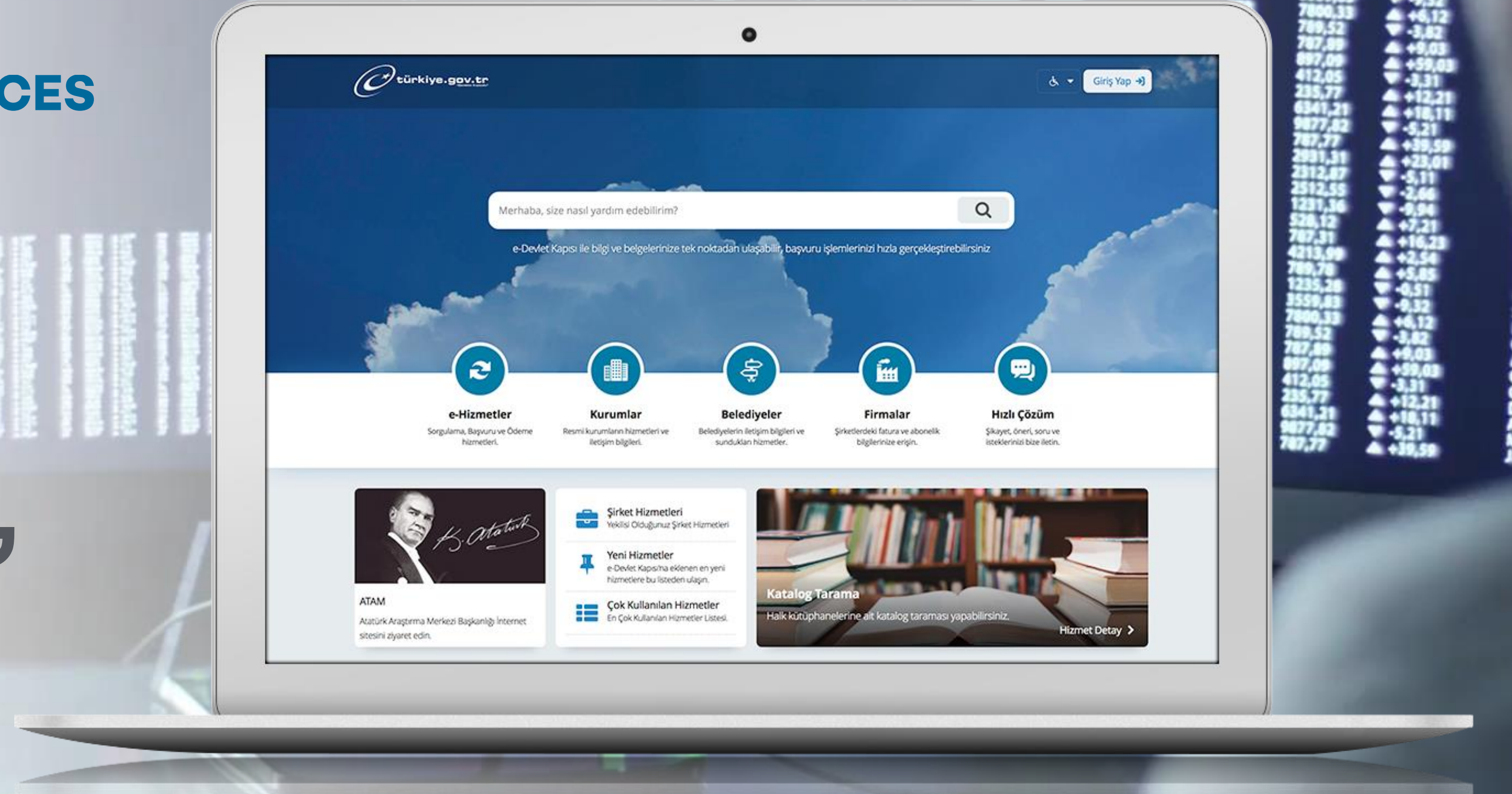
**13.9 M**

2019

**4,641**  
Services

User

**42.8 M**






# LEAVING NO ONE BEHIND



- Universal health system
- Free education including university level
- Free transportation, lunch and accommodation for the children who live in districted areas
- Scholarships and social transfers for families in need
- Free special education and rehabilitation programs for disabled children
- Incentives to support working women
- 99.7% of women receives prenatal healthcare services
- 96% of babies are vaccinated
- Quota system for the employment of disabled persons
- Home care system for elderly and disabled persons



**41 M** **41 M**

**FEMALE**

**MALE**



**23 M**

**CHILDREN  
(0-17)**



**13 M**

**YOUTH  
(15-24)**



**7 M**

**ELDERLY  
(64+)**

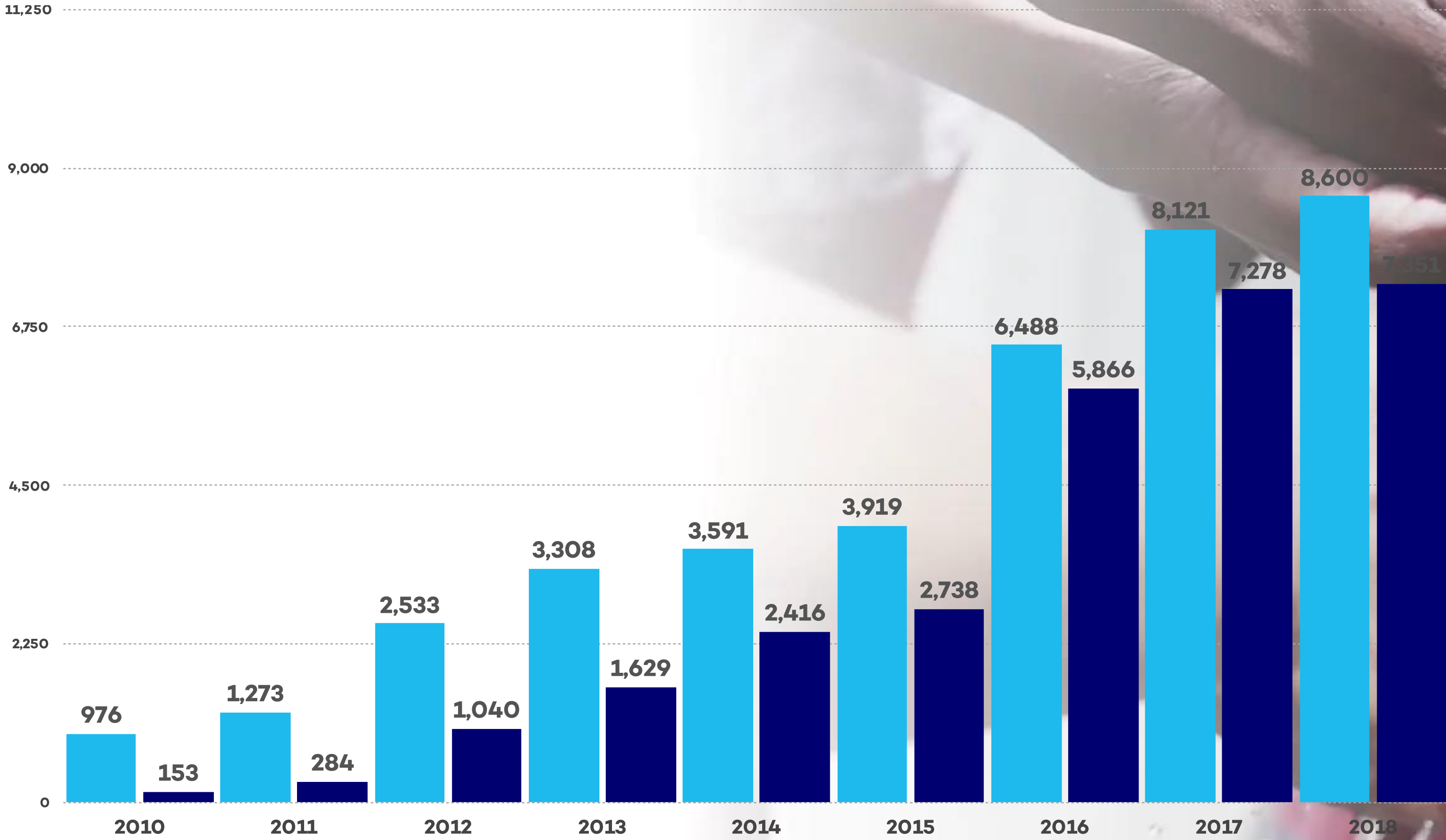


**4 M**

**PEOPLE UNDER  
INTERNATIONAL  
PROTECTION**



# TURKEY'S ODA



ODA, MILLION USD

HUMANITARIAN AID, MILLION USD





## HEALTH



FREE  
MEDICAL CARE

178 CENTERS

2,200  
SYRIAN MEDICAL  
EMPLOYEES

49 MILLION  
OUTPATIENT

1.9 MILLION  
INPATIENT  
TREATMENT

## EDUCATION



FREE EDUCATION  
SERVICE

CONDITIONAL  
EDUCATION  
SUPPORT


## SOCIAL PROTECTION









EMERGENCY  
SOCIAL SAFETY NET

PSYCHO-SOCIAL  
REHABILITATIONS  
SUPPORT

3.6 M SYRIANS





# THE GLOBAL GOALS

For Sustainable Development

