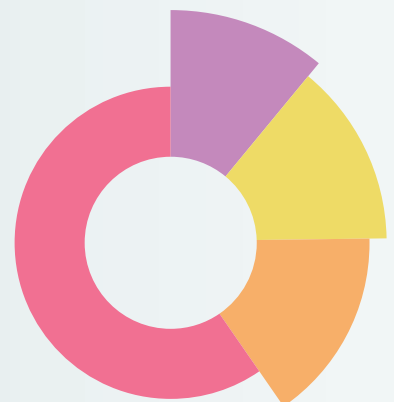


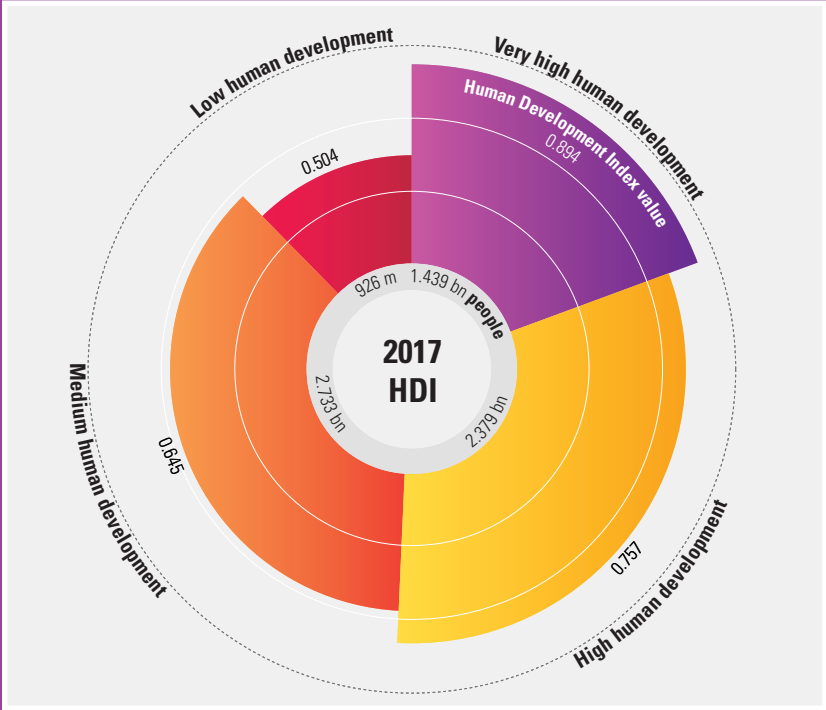


# Human Development Indices and Indicators

**2018** Statistical Update



The cover reflects human development progress over 1990–2017 in terms of Human Development Index (HDI) values and the number of people in the four human development categories. In the figure each slice’s innermost band represents the population in that human development category, and the height of the slice reflects its HDI value. The cover reflects that even though the global population increased from 5 billion to 7.5 billion between 1990 and 2017, the number of people in low human development fell from 3 billion to 926 million—or from 60 percent of the global population to 12 percent—and that the number of people in high and very high human development more than tripled, from 1.2 billion to 3.8 billion—or from 24 percent of the global population to 51 percent.



Copyright © 2018  
 By the United Nations Development Programme  
 1 UN Plaza, New York, NY 10017 USA

All rights reserved. No part of this publication may be reproduced, stored in a retrieval system or transmitted, in any form or by means, electronic, mechanical, photocopying, recording or otherwise, without prior permission.

A catalogue record for this book is available from the British Library and Library of Congress

Editing and production: Communications Development Incorporated, Washington DC, USA  
 Information design, cover and data visualization: Human Development Report Office

# Human Development Indices and Indicators

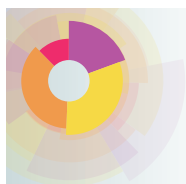
---

**2018 Statistical Update**



Published for the  
United Nations  
Development  
Programme  
(UNDP)

*Empowered lives.  
Resilient nations.*



# Human Development Indicators and Indices: 2018 Statistical Update Team

## **Director**

Selim Jahan

## **Deputy director**

Thangavel Palanivel

## **Research, writing and statistics**

Milorad Kovacevic (Chief Statistician), Jacob Assa, Astra Bonini, Cecilia Calderon, Yu-Chieh Hsu, Christina Lengfelder, Tanni Mukhopadhyay, Shivani Nayyar, Carolina Rivera and Heriberto Tapia

## **Production, online and digital**

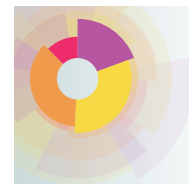
Admir Jahic and Dharshani Seneviratne

## **Communications and advocacy**

Jon Hall, Anna Ortubia and Elodie Turchi

## **Operations**

Sarantuya Mend (Operations Manager), Botagoz Abdreyeva, Fe Juarez Shanahan, May Wint Than and Nu Nu Win



# Foreword: the state of global human development in 2018

We are living in a complex world. People, nations and economies are more connected than ever, and so are the global development issues we are facing. These issues span borders, straddle social, economic and environmental realms, and can be persisting or recurring.

From urbanization to the creation of jobs for millions of people, the world's challenges will only be solved using approaches that take both complexity and local context into account. For almost thirty years, UNDP's human development approach—with its emphasis on enlarging people's freedoms and opportunities rather than economic growth—has inspired and informed solutions and policies across the world.

I am pleased to present *Human Development Indices and Indicators: 2018 Statistical Update*. With its comprehensive statistical annex, our data gives an overview of the state of development across the world, looking at long-term trends in human development indicators across multiple dimensions and for every nation.

Human development data, analysis and reporting have been at the heart of that paradigm. UNDP's Human Development Index (HDI) has captured human progress, combining information on people's health, education and income in just one number. Over the years, the HDI has served as a comparative tool of excellence, and as a reliable platform for vigorous public debates on national priorities.

Yet the simplicity of the HDI's story leaves much unsaid. Despite overall progress, large pockets of poverty and exclusion persist. Inequality and conflict are on the rise in many places. Climate change and other environmental concerns are undercutting development now and for future generations. Because our planet seems to be getting more unequal, more unstable and more unsustainable, offering detailed and reliable data has never been so important.

Consider inequality, which has become a defining issue of our time and in many places a cause of entrenched uncertainty and vulnerability. Inequality decreases the global HDI

by one fifth. And it deals the hardest blow to countries in the low and medium development categories.

Gender inequality remains one of the greatest barriers to human development. The average HDI for women is 6 percent lower than that of men, with countries in the low development category suffering the widest gaps. Given current rates of progress it could take over 200 years to close the economic gender gap across the planet.

Further, conflicts in many parts of the world remain the norm rather than the exception. Violence not only threatens human security but also erodes development progress. Between 2012 and 2017, the conflicts in Syria, Libya and Yemen contributed to these countries' slipping down the HDI, due to significant declines in their life expectancy or economic setbacks. It will take years, if not decades for them to return to pre-violence levels of development.

Finally, as our environmental indicators show, today's progress is coming at the expense of our children. A changing climate, massive declines in biodiversity, and the depletion of land and freshwater resources pose serious threats to humankind. They require an immediate and ambitious change in production and consumption patterns.

While evidence remains the lifeblood of informed decisions, many policy-makers understandably struggle to know where to turn to for reliable and readily understandable information amidst the current avalanche of new indices, indicators and statistics. Collecting, integrating and filtering new data are needed to see the bigger picture and develop better solutions. This is an exciting period for human development reporting.

The Human Development Report will remain UNDP's premier vehicle to advance development thinking. Our mission to capture the state of global human development and inform development policy across the globe has never been more crucial.

Still, the Sustainable Development Goals (SDGs) require new indicators for assessing the many faces of inequality, the impact of the global environmental crisis on people now and tomorrow, the importance of voice, and the ways in which communities rather than individuals are progressing.

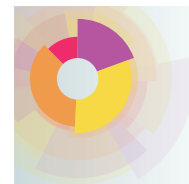
These and many other topics should be reexamined with a human development lens, resulting in a new generation of Human Development Reports. As we work to embrace new data, new ideas and new partners, we will

continue to ensure human progress is monitored continuously, analyzed regularly and presented globally.

A handwritten signature in black ink, reading 'Achim Steiner'.

**Achim Steiner**  
*Administrator*

United Nations Development Programme



# Acknowledgements

*Human Development Indices and Indicators: 2018 Statistical Update* is the product of the Human Development Report Office (HDRO) at the United Nations Development Programme (UNDP).

The composite indices, indicators and data of the Update are those of the HDRO alone and cannot be attributed to UNDP or to its Executive Board. The UN General Assembly has officially recognized the *Human Development Report* as “an independent intellectual exercise” that has become “an important tool for raising awareness about human development around the world.”

The Update’s composite indices and other statistical resources rely on the expertise of the leading international data providers in their specialized fields, and we express our gratitude for their continued collegial collaboration with the HDRO.

A group of talented young people contributed to the Update as interns and deserve recognition for their dedication and contributions: Grace Chen, Rashik

Alam Chowdhury, Drilona Emrullahu and Shangchao Liu.

We are grateful for the highly professional work of our editors and layout artists at Communications Development Incorporated—led by Bruce Ross-Larson, with Joe Caponio, Nick Moschovakis, Christopher Trott and Elaine Wilson.

Most of all, on a personal note, I am profoundly grateful to UNDP Administrator Achim Steiner for his leadership and vision as well as his commitment to the cause of human development. My thanks also go to all my HDRO colleagues, particularly the statistical team, for their dedication in producing statistical updates that strive to advance human development.

Selim Jahan

*Director*

Human Development Report Office





# Contents

## HUMAN DEVELOPMENT INDICES AND INDICATORS: 2018 STATISTICAL UPDATE

|   |    |
|---|----|
| Trends in the Human Development Index and its key components—<br>progress not linear, and still far to go | 2  |
| Inequalities in human development—a grave challenge to progress   | 4  |
| Gender inequality—close the gaps to empower half the world’s people                                       | 5  |
| Human deprivations high despite overall progress  | 7  |
| Moving beyond quantity to the quality of human development  | 8  |
| Environmental degradation puts human development gains at risk  | 11 |
| Conclusion  | 12 |
| Notes   | 13 |
| References  | 13 |

## STATISTICAL ANNEX

|   |     |
|---|-----|
| Readers guide   | 17  |
| Statistical tables                                      |     |
| <i>Human development composite indices</i>              |     |
| 1. Human Development Index and its components           | 22  |
| 2. Human Development Index trends, 1990–2017            | 26  |
| 3. Inequality-adjusted Human Development Index          | 30  |
| 4. Gender Development Index                             | 34  |
| 5. Gender Inequality Index                              | 38  |
| 6. Multidimensional Poverty Index: developing countries | —*  |
| <i>Human development indicators</i>                     |     |
| 7. Population trends                                    | 44  |
| 8. Health outcomes                                      | 48  |
| 9. Education achievements                               | 52  |
| 10. National income and composition of resources        | 56  |
| 11. Work and employment                                 | 60  |
| 12. Human security                                      | 64  |
| 13. Human and capital mobility                          | 68  |
| 14. Supplementary indicators: perceptions of well-being | 72  |
| 15. Status of fundamental human rights treaties         | 76  |
| <i>Human development dashboards</i>                     |     |
| 1. Quality of human development                         | 81  |
| 2. Life-course gender gap                               | 86  |
| 3. Women’s empowerment                                  | 91  |
| 4. Environmental sustainability                         | 96  |
| 5. Socioeconomic sustainability                         | 101 |
| Developing regions                                      | 106 |
| Index to Sustainable Development Goal indicators        | 107 |
| Statistical references                                  | 110 |

## BOXES

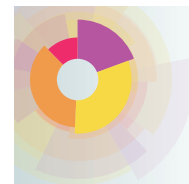
|                                      |   |
|--------------------------------------|---|
| 1 Measuring human development        | 1 |
| 2 Income inequality within countries | 4 |
| 3 The Multidimensional Poverty Index | 9 |

## FIGURES

|   |    |
|---|----|
| 1 Evolution of human development composite indices  | 1  |
| 2 Human development dashboards  | 2  |
| 3 Human Development Index values, by country grouping, 1990–2017  | 3  |
| 4 Change in Human Development Index rank in conflict-affected countries,<br>2012–2017                       | 3  |
| 5 Loss in Human Development Index value due to inequality, by human<br>development group, 2017              | 5  |
| 6 Inequalities in human development outcomes around the world, 2017   | 5  |
| 7 Life expectancy at birth, by human development group, 2017  | 6  |
| 8 Human Development Index by gender, gender gap and Gender Development<br>Index, by developing region, 2017 | 7  |
| 9 Gender Inequality Index, by developing region, 2017   | 8  |
| 10 Life-course gender gap, 2017   | 9  |
| 11 Healthy life expectancy and overall life expectancy, by human development<br>group, 2017                 | 10 |
| 12 Impressive progress in expected years of schooling and mean years of<br>schooling, 1990–2017             | 11 |
| 13 Number of primary school pupils per teacher, by human development group,<br>2012–2017                    | 11 |
| 14 Carbon dioxide emissions per capita, by human development group,<br>2014 (tonnes)                        | 12 |
| 15 Change in forest area, by human development group, 1990–2015   | 12 |

\* This table, based on a revised methodology developed jointly with the Oxford Poverty and Human Development Initiative, will be available in due course.





# Human development indices and indicators 2018 statistical update

Human development is about human freedoms. It is about building human capabilities—not just for a few, not even for most, but for everyone. In 1990 UNDP published the first Human Development Report (HDR). Since then, it has produced more than 800 global, regional, national and subnational HDRs and organized hundreds of workshops, conferences and other outreach initiatives to foster human development. These activities have extended the frontiers of analytical thinking about human progress beyond economic growth, firmly placing people and human well-being at the centre of development policies and strategies.

The greatest innovations of the HDRs have been new measurement tools—notably the Human Development Index (HDI), launched in the first HDR (box 1). The underlying principle of the HDI, considered pathbreaking in 1990, was elegantly simple: National development should be measured not only by income per capita, as had long been the practice, but also by health and education achievements. Ranking countries by their HDI value transformed the development discourse and dethroned income per capita as the sole indicator of development progress.

Over the years additional indices have been developed to capture other dimensions of human development to identify groups falling behind in human progress and to monitor the distribution of human development (figure 1). In 2010 three indices were launched to monitor poverty, inequality and gender empowerment across multiple human development dimensions: the Multidimensional Poverty Index

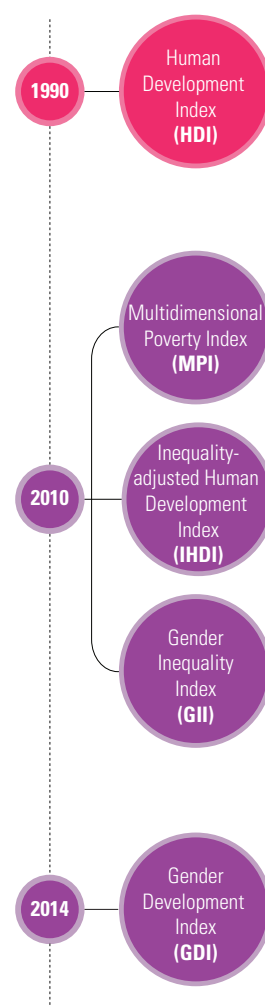
(MPI), the Inequality-adjusted Human Development Index (IHDI) and the Gender Inequality Index (GII). In 2014 the Gender Development Index (GDI) was introduced.

It is 28 years since the launch of the first HDR, and new challenges to human development, especially inequality and sustainability, require concerted measurement and analytical attention. Data availability is expanding with new opportunities for measurement innovation and disaggregation and possibilities for new partnerships growing out of the 2030 Agenda for Sustainable Development. Technologies are introducing new ways of communicating key report messages. These are all opportunities to strengthen the analysis, insights, relevance and reach of future HDRs.

Reflecting on the next generation of HDRs that give full consideration to new challenges and opportunities for analysis and innovation takes time. *Human Development Indices and Indicators: 2018 Statistical Update* is being

FIGURE 1

## Evolution of human development composite indices



Source: Human Development Report Office.

### BOX 1

#### Measuring human development

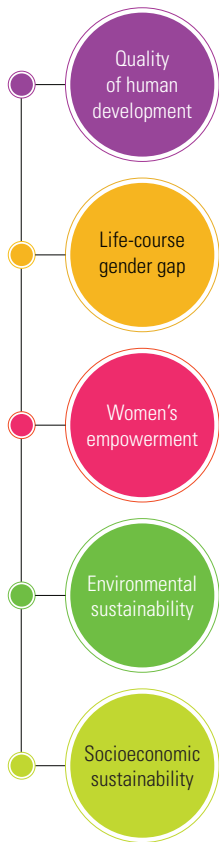
The Human Development Index (HDI) is a composite index focusing on three basic dimensions of human development: the ability to lead a long and healthy life, measured by life expectancy at birth; the ability to acquire knowledge, measured by mean years of schooling and expected years of schooling; and the ability to achieve a decent standard of living, measured by gross national income per capita.

To measure human development more comprehensively, the Human Development Report presents four other composite indices. The Inequality-adjusted HDI discounts the HDI according to the extent of inequality. The Gender Development Index compares female and male HDI values. The Gender Inequality Index highlights women's empowerment. And the Multidimensional Poverty Index measures nonincome dimensions of poverty.

Source: Human Development Report Office.

FIGURE 2

**Human development dashboards**



Source: Human Development Report Office.

released to ensure consistency in reporting on key human development indices and statistics. It provides a brief overview of the state of human development—snapshots of current conditions as well as long-term trends in human development indicators. And it includes a full statistical annex of human development composite indices and indicators across their various dimensions.

This update includes the 2017 values for the HDI and other composite indices as well as current statistics in key areas of human development for use by policymakers, researchers and others in their analytical, planning and policy work. In addition to the standard HDR tables, statistical dashboards are included to draw attention to the relationship between human well-being and five topics: quality of human development, life-course gender gaps, women's empowerment, environmental sustainability and socioeconomic sustainability (figure 2). Accompanying the statistical annex is an overview of trends in human development, highlighting the considerable progress, but also the persistent deprivations and disparities.

**Trends in the Human Development Index and its key components—progress not linear, and still far to go**

The 2018 Update presents HDI values for 189 countries and territories with the most recent data for 2017.<sup>1</sup> Of these countries, 59 are in the very high human development group, 53 in the high, 39 in the medium and only 38 in the low. In 2010, 49 countries were in the low human development group.

The top five countries in the global HDI ranking are Norway (0.953), Switzerland (0.944), Australia (0.939), Ireland (0.938) and Germany (0.936) (see statistical table 1). The bottom five are Burundi (0.417), Chad (0.404), South Sudan (0.388), the Central African Republic (0.367) and Niger (0.354). The largest increases in HDI rank between 2012 and 2017 were for Ireland, which moved up 13 places, and for Botswana, the Dominican Republic and Turkey, which each moved up 8. The largest declines were for the Syrian Arab Republic (down 27), Libya (26), Yemen (20) and the Bolivarian Republic of Venezuela (16).

Looking back over almost three decades, all regions and human development groups have made substantial progress. The global HDI value in 2017 was 0.728, up about 21.7 percent from 0.598 in 1990. Across the world, people are living longer, are more educated and have greater livelihood opportunities. The average lifespan is seven years longer than it was in 1990, and more than 130 countries have universal enrolment in primary education.

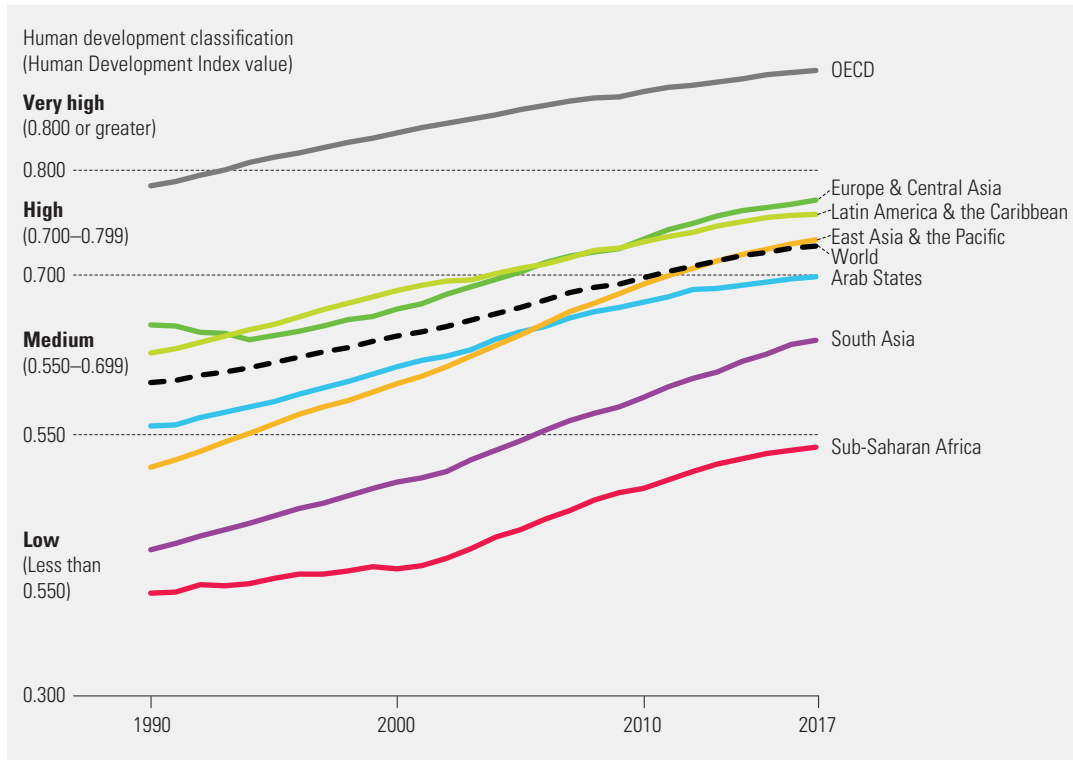
Although HDI values have been rising across all regions and human development groups, the rates vary significantly (see statistical table 2). South Asia was the fastest growing region over 1990–2017, at 45.3 percent, followed by East Asia and the Pacific at 41.8 percent and Sub-Saharan Africa at 34.9 percent (figure 3). The Organisation for Economic Co-operation and Development (OECD) countries, by contrast, grew 14.0 percent. The trends hold promise for reducing gaps in human development across regions.

But HDI growth has also slowed in all regions, particularly in the last decade. Part of the reason lies in the 2008–2009 global food, financial and economic crises. But part is simply that as human progress advances, slower HDI growth is inevitable, given the growth ceilings of different components of the HDI—as seen with OECD countries. There is a biological limit to life expectancy, and years of schooling and rates of enrolment cannot grow indefinitely. Income is the only component of the HDI that could continue to grow; but even income growth slows as economies mature.<sup>2</sup> As more countries reach the upper limits of HDI dimensions, measures of the quality of human development become more central.

Progress since 1990 has not always been steady. Some countries suffered reversals due to conflicts, epidemics or economic crises. For example, many countries in Eastern Europe and Central Asia saw their HDI values fall in the 1990s due to the collapse of the Soviet Union and to military conflict, hyperinflation and a painful introduction (or expansion) of market mechanisms. Sub-Saharan Africa also had losses in the 1990s, when conflict and the HIV/AIDS epidemic caused life expectancy to drop dramatically. Despite these challenges,

FIGURE 3

Human Development Index values, by country grouping, 1990–2017



Source: Human Development Report Office.

Progress on the HDI since 1990 has not always been steady. Some countries suffered reversals due to conflicts, epidemics or economic crises

countries in these regions recovered their losses on the HDI and grew over the last two decades. For example, Sub-Saharan Africa went from the second slowest growing region on the HDI in the 1990s to the fastest growing between 2000 and 2010.

In recent years other countries had setbacks as new challenges emerged and conflicts erupted. Between 2012 and 2017 Libya, the Syrian Arab Republic and Yemen had falling HDI values and ranks—the direct effect of violent conflict (figure 4). Although Lebanon is not directly involved in violent conflict, it has suffered spillovers from the conflict in the Syrian Arab Republic, hosting more than a million Syrian refugees.<sup>3</sup> In 2012 the Syrian Arab Republic ranked 128 on the HDI, in the medium human development group. But after years of conflict it dropped to 155 in 2017, in the low human development group, due mainly to lower life expectancy.

In sum, there have been significant advances in human development over the past few decades, especially in low human development

FIGURE 4

Change in Human Development Index rank in conflict-affected countries, 2012–2017



Source: Human Development Report Office.

---

The average loss in the global HDI value due to inequality is about 20 percent

countries, up 46.6 percent on the HDI since 1990. But some countries have suffered serious setbacks—sometimes erasing in a few years the gains of several decades. And the gaps in human development across countries, while narrowing, remain huge.

### **Inequalities in human development—a grave challenge to progress**

Deep imbalances in people’s opportunities and choices stem from inequalities in income (box 2) but also in education, health, voice, access to technology and exposure to shocks. Human development gaps reflect unequal opportunity in access to education, health, employment, credit and natural resources due to gender, group identity, income disparities and location. Inequality is not only normatively wrong; it is also dangerous. It can fuel extremism and undermine support for inclusive and sustainable development. High inequality can lead to adverse consequences for social cohesion and the quality of institutions and policies, which in turn can slow human development progress.

Since 2010 the IHDI has been published in an effort to capture the distribution of human development within countries. With perfect equality the HDI and the IHDI are equal. When there is inequality in the distribution of health, education and income, the HDI in a society is less than the aggregate HDI. The greater the inequality, the lower the IHDI (and the greater the difference between it and the HDI). When accounting for inequalities, the 2017 global HDI value of 0.728 falls to 0.582,

which represents a drop from the high human development category to the medium (see statistical table 3). In other words, the average loss in the global HDI value due to inequality is about 20 percent. Losses range from 3.6 percent in Japan to 45.3 percent in Comoros. At the global level, inequality in income contributes the most to overall inequality, followed by education and life expectancy. Countries in the very high human development group lose less from inequality than countries in lower groups (figure 5). The differences between the highest and lowest performers on each dimension of the HDI reflect an unacceptable level of inequality (figure 6).

For health, vast inequalities exist across countries with different levels of human development. Life expectancy averages 79.5 years in very high human development countries, compared with 60.8 in low human development countries (figure 7). Life expectancy at birth is 1.6 times higher in the economy with the highest life expectancy, Hong Kong, China (SAR) at 84.1 years, than in the one with the lowest, Sierra Leone at 52.2 years.

Persistent inequalities across and within countries also exist in education. Adults in very high human development countries average 7.5 more years of schooling than those in low human development countries, and children of school entrance age in very high human development countries can expect to be in school for about 7 more years than those in low human development countries. Low human development countries see a large drop in the gross enrolment ratio between primary school (98 percent) and secondary school (43 percent).

---

#### **BOX 2**

##### **Income inequality within countries**

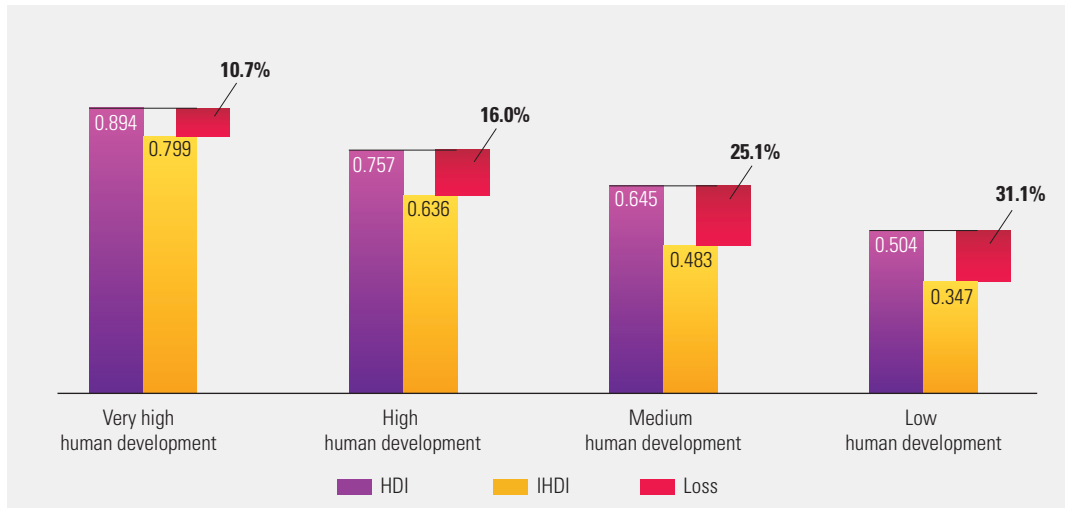
Much of the recent debate on income inequality within countries focuses on the income and wealth of the richest 1 percent of the population and even the richest 0.1 percent relative to the rest. Recent Oxfam International reports show that “eight men own the same wealth as the 3.6 billion people who make up the poorest half of humanity” (2017, p. 1) and that

“82 percent of all global wealth in the last year went to the top 1 percent, while the bottom half of humanity saw no increase at all” (2018, p. 10). While the share of the richest 1 percent and 0.1 percent is eye catching, focusing on these groups risks obscuring another growing concern in inequality—the decline and stagnation in the livelihood conditions of middle-income households.

Source: Oxfam International (2017, 2018) and Human Development Report Office.

FIGURE 5

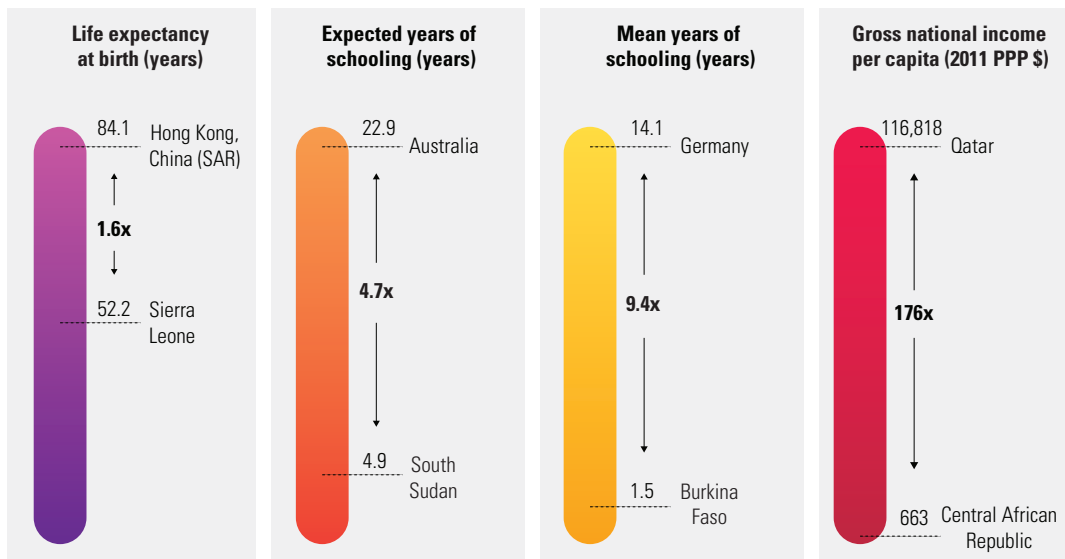
Loss in Human Development Index value due to inequality, by human development group, 2017



Source: Human Development Report Office.

FIGURE 6

Inequalities in human development outcomes around the world, 2017



Source: Human Development Report Office.

## Gender inequality—close the gaps to empower half the world’s people

The disadvantages facing women and girls are a major source of inequality and one of the greatest barriers to human development progress. Two composite indices and two statistical dashboards capture the disparities between men and women.

First is the GDI, which reports female and male achievements in the basic dimensions of human development. Worldwide, the average HDI value for women (0.705) is 5.9 percent lower than that for men (0.749) (see statistical table 4). Much of the gap is due to women’s lower income and educational attainment in many countries. The gender gap is widest in low human development countries, where

Worldwide, the average HDI value for women (0.705) is 5.9 percent lower than that for men

FIGURE 7

Life expectancy at birth, by human development group, 2017



Source: Human Development Report Office.

Among developing regions the gender gap is narrowest in Latin America and the Caribbean (2.3 percent) and widest in South Asia (16.3 percent) and the Arab States (14.5 percent)

the average HDI value is 13.8 percent lower for women than for men. Among developing regions the gender gap is narrowest in Latin America and the Caribbean (2.3 percent) and widest in South Asia (16.3 percent) and the Arab States (14.5 percent) (figure 8).

The second composite index to measure gender inequalities is the GII, which captures the inequalities women face in reproductive health, education, political representation and the labour market. The higher the GII value, the greater the gender inequality—which occurs in all countries. The global GII value in 2017 was 0.441 (see statistical table 5). Among developing regions the GII value ranges from 0.270 for Europe and Central Asia to 0.531 for the Arab States to 0.569 in Sub-Saharan Africa (figure 9). The value for OECD countries is 0.186.

A lifecycle perspective that identifies when interventions are particularly important can help in understanding and addressing the disparities between men and women (see dashboard 2).

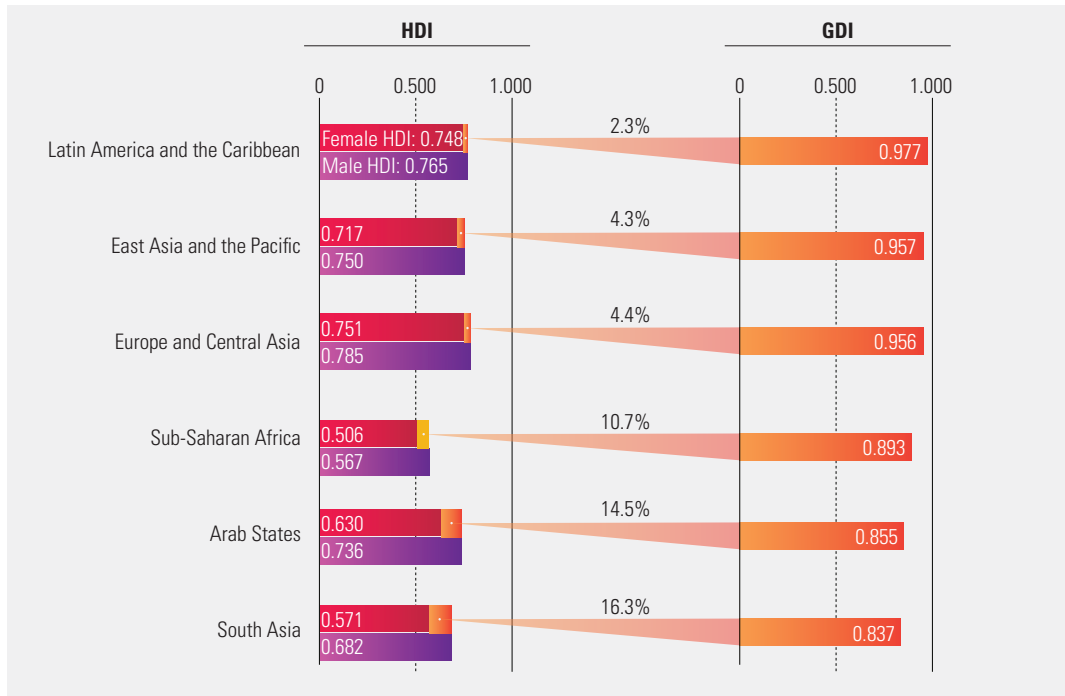
While primary and secondary education enrolment indicates that some gender gaps in the early formative years are closing, the gender gaps in adulthood remain high (figure 10). Women hold only 23.5 percent of seats in parliament, and among women unemployment rates are higher and labour force participation rates lower. Yet women provide most unpaid care work in the home—limiting their choices in paid work.

A wide gap between men and women is also seen in old age. Even though on average women live longer than men, the proportion of men receiving a pension is 2.9 percentage



FIGURE 8

Human Development Index by gender, gender gap and Gender Development Index, by developing region, 2017



Source: Human Development Report Office.

points higher than the proportion of women (90.4 percent versus 87.5 percent). This reflects deficient social security schemes and, for women who do primarily unpaid care work, insufficient noncontributory pension benefits.

Lack of women's empowerment is a critical aspect of gender inequality. While empowerment barriers exist in many forms, girls and women are especially vulnerable to deprivations of physical integrity. Some 31.7 percent of women in South Asia, 31.5 percent in Sub-Saharan Africa and 26.3 percent in Europe and Central Asia have experienced intimate partner violence (other regions lack data). At the global level data are available for only about half the countries (see dashboard 3).

In low human development countries 39 percent of women ages 20–24 were married before their 18th birthday. Childhood marriage determines their way of life and—more often than not—undermines their opportunities for education, income and independence. High adolescent birth rates also undermine young women's opportunities, especially when pregnancies are by chance and not choice. Worldwide, the adolescent birth rate is 44.0 per

1,000 women ages 15–19 and highest in Sub-Saharan Africa, at 101.3.

### Human deprivations high despite overall progress

The MPI, calculated primarily for developing countries since 2010, captures some human deprivations, lingering in all countries. It measures nonincome dimensions of poverty and shows how human deprivations overlap.

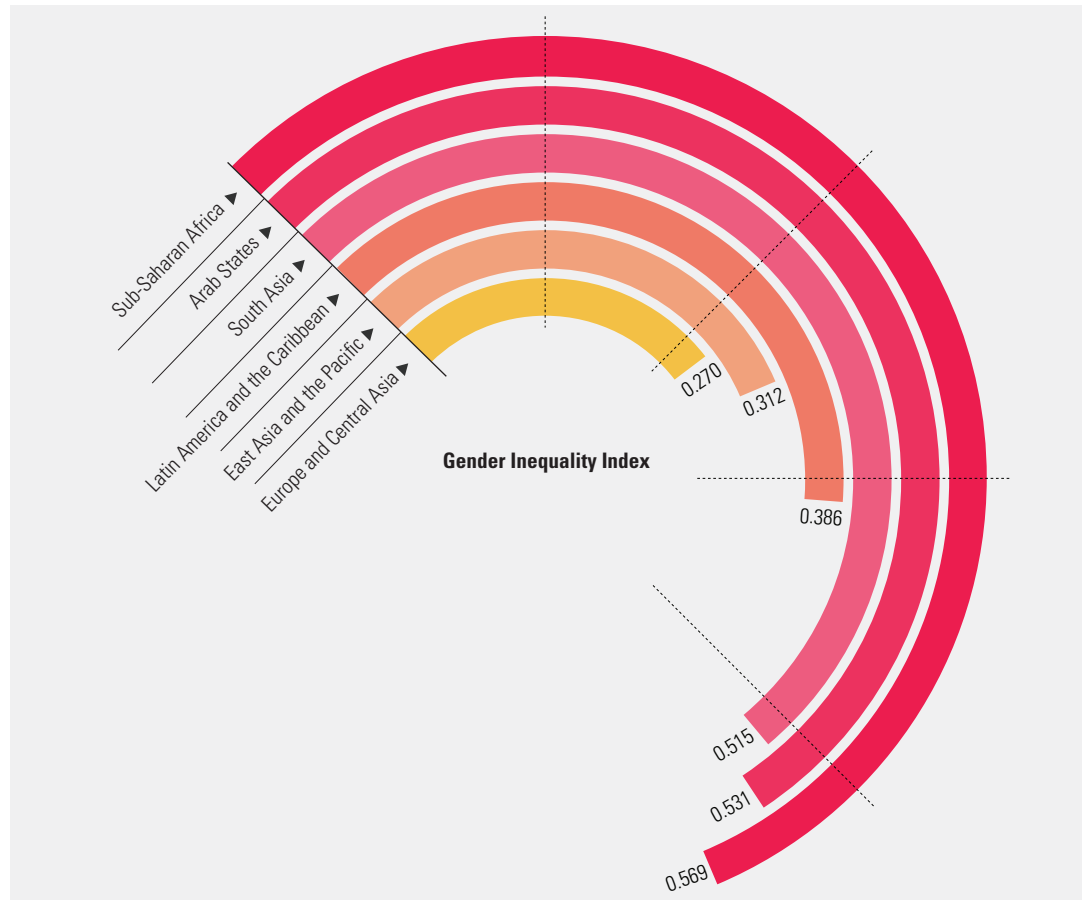
The most recent global estimates will be published in due course in a separate publication with the Oxford Poverty and Human Development Initiative, based on a new joint methodology (box 3).

The MPI does not capture all deprivations, so a more detailed analysis of poverty requires assessing additional indicators. Today 26.5 percent of adults who are employed are part of the working poor—making less than \$3.10 a day in purchasing power parity terms (see statistical table 11). In low human development countries 47.5 percent of adults are illiterate, and only 17.1 percent of the population has access to the Internet.

In low human development countries 47.5 percent of adults are illiterate, and only 17.1 percent of the population has access to the Internet.

FIGURE 9

Gender Inequality Index, by developing region, 2017



Source: Human Development Report Office.

## Moving beyond quantity to the quality of human development

From a human development viewpoint, true progress can be achieved only by ensuring quality—in education, health and beyond

Achievements in human development should be expressed not only in terms of quantity, such as life expectancy or years of schooling, but also in terms of quality. Were the years lived really enjoyable or plagued by illness? Have children merely attended school, or did they gain the skills and knowledge that will equip them to lead a meaningful life? Is work allowing people to thrive, or are most people toiling in insecure and unsafe work? Are people shaping things that influence their lives or excluded from participating? From a human development viewpoint, true progress can be achieved only by ensuring quality—in education, health and beyond.

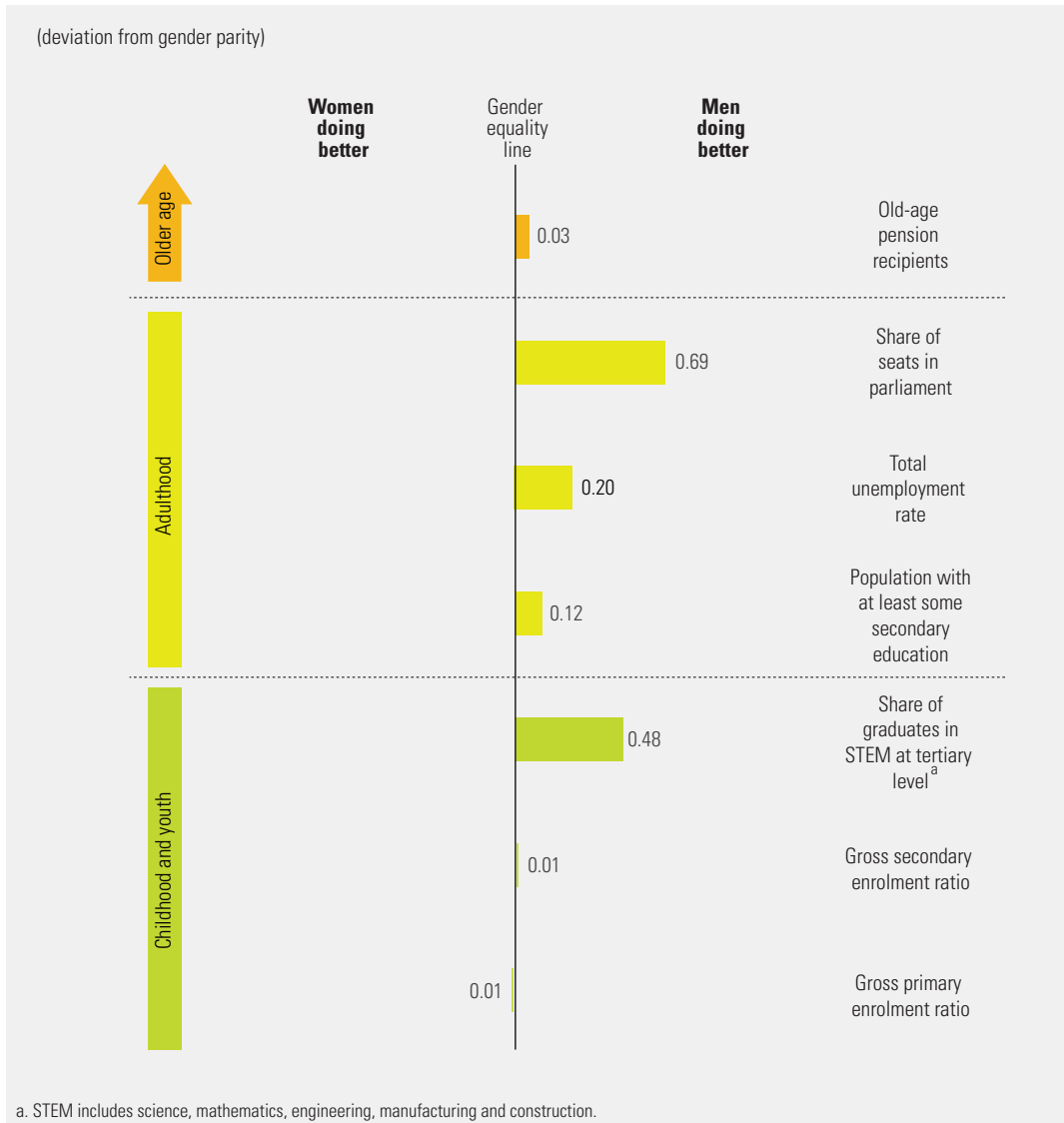
## Quality of health

Although life expectancy has increased substantially in most countries over the past three decades, the measure does not reveal whether the years lived are healthy and enjoyable. Several proxies for the quality of health exist and can be divided into input and output indicators. Consider the differences in access to physicians and hospital beds, both input indicators. Europe and Central Asia has 24.7 physicians per 10,000 people, South Asia 7.8 and Sub-Saharan Africa 1.9 (see dashboard 1). The average number of hospital beds per 10,000 people is 58 in high human development countries, compared with 9 in medium human development countries and 13 in low human development countries.

Another way to assess the quality of health is to look at output indicators such as healthy life expectancy, which provides information on

FIGURE 10

**Life-course gender gap, 2017**



Source: Human Development Report Office.

**BOX 3**

**The Multidimensional Poverty Index**

The Multidimensional Poverty Index (MPI), developed by the Oxford Poverty and Human Development Initiative (OPHI) for HDRO, was added to the suite of composite human development indices in 2010. This year, an MPI with a modified methodology, jointly developed by HDRO and OPHI, is being launched.

The modified MPI identifies overlapping deprivations at the household level across the same three

dimensions as the HDI (health, education and living standards). It shows the proportion of people who are multidimensionally poor and the average number of deprivations that each poor person experiences. It is calculated as a weighted average of 10 deprivation indicators, including school attainment and attendance, nutrition, child mortality, assets and access to some basic services.

Source: Human Development Report Office.

whether the years lived are expected to be in good health, and lost health expectancy, which is the relative difference between life expectancy and healthy life expectancy expressed as the percentage of life expectancy at birth.

Healthy life expectancy is 12.0 percent lower than overall life expectancy for all regions and human development groups. This means that, on average, people around the globe spend 88.0 percent of their life in fairly good health but face challenges in their last years. Disparities are large across countries and human development groups. Healthy life expectancy is 69.9 years in very high human development countries but 53.3 years in low human development countries (figure 11).

### Quality of education

The quantity of schooling shows impressive progress. In 1990 mean years of schooling for

the global adult population was 5.8; by 2017 it had increased to 8.4 (figure 12). And today's school-age children can expect to be in school for 3.4 more years than those in 1990.

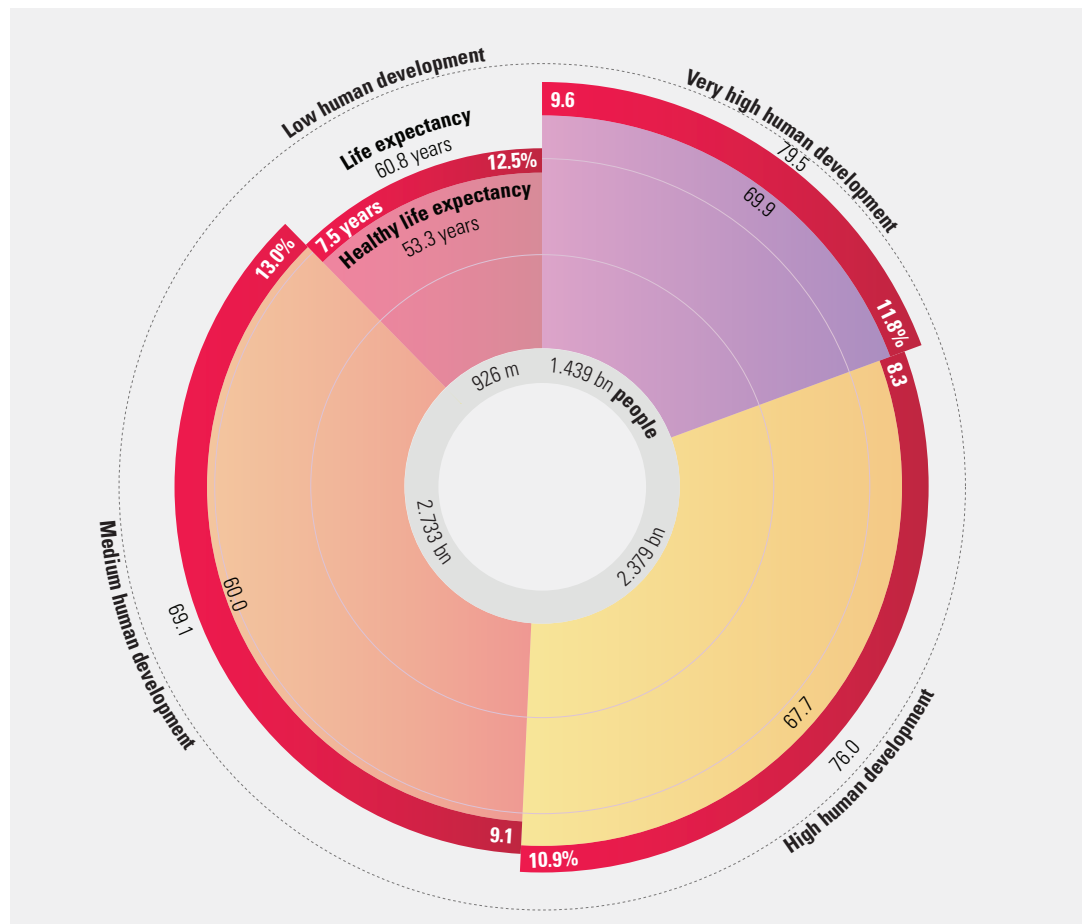
But many countries still need to ensure that time in school translates into improved capabilities. There are three times more primary school pupils per teacher in low human development countries than in very high human development countries (41 versus 14) and 11 more pupils per teacher in medium human development countries than in high human development countries (figure 13).

The training that teachers receive can also significantly affect the quality of education. Most primary school teachers have had some form of training. In low and medium human development countries an average of 76 percent of teachers are trained to teach, but there are wide variations. In four countries fewer than

Healthy life expectancy is 12 percent lower than overall life expectancy

FIGURE 11

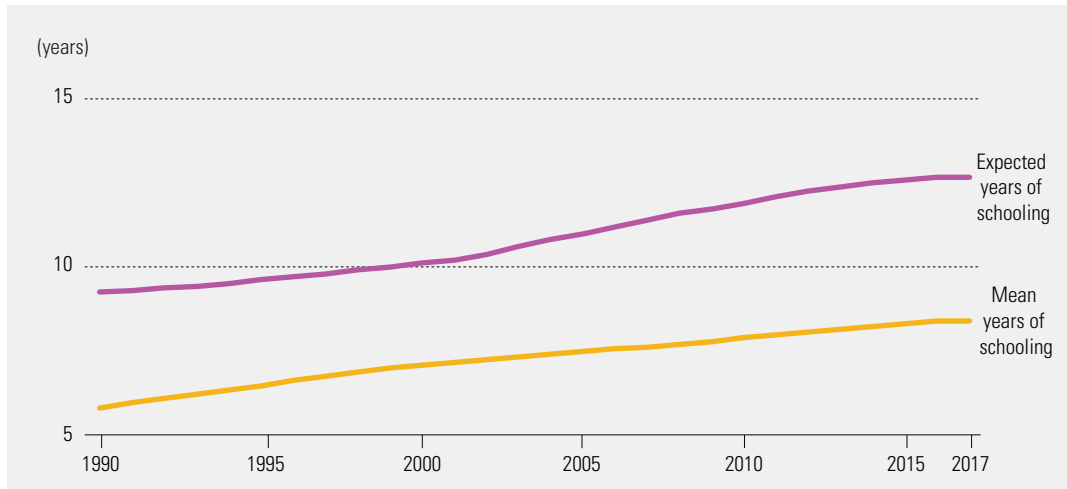
Healthy life expectancy and overall life expectancy, by human development group, 2017



Source: Human Development Report Office.

FIGURE 12

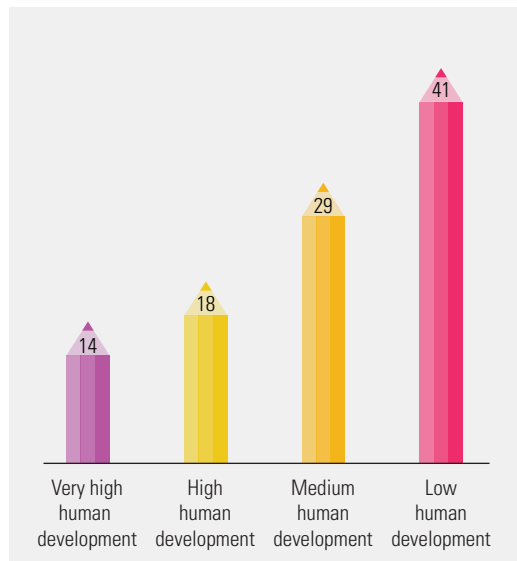
**Impressive progress in expected years of schooling and mean years of schooling, 1990–2017**



Source: Human Development Report Office.

FIGURE 13

**Number of primary school pupils per teacher, by human development group, 2012–2017**



Source: Human Development Report Office.

30 percent of teachers are trained: Madagascar (15 percent), Kyrgyzstan (21 percent), Sao Tome and Principe (27 percent) and Vanuatu (28 percent). The availability of communications technologies also has implications for the quality of education. But modernizing schools requires substantial investments, a challenge in most developing regions.

**Environmental degradation puts human development gains at risk**

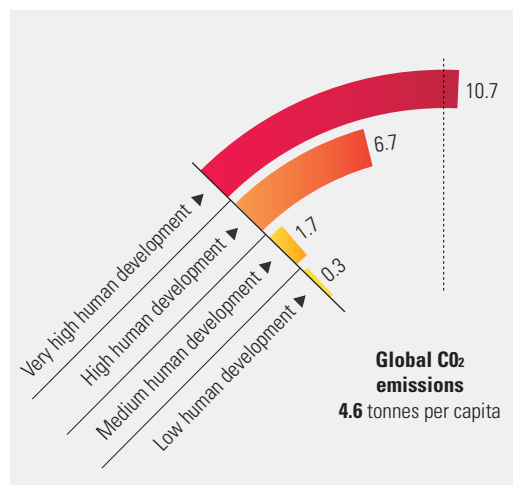
The degradation of the environment and atmosphere, coupled with significant declines in biodiversity, is linked to other development concerns ranging from declining food and water supplies to losses of livelihood and to losses of life from extreme weather events. This profoundly serious crisis threatens the human development of current and future generations.

Business-as-usual approaches must change, with countries at different levels of human development exposed to and contributing to environmental degradation in different ways (see dashboard 4). Very high human development countries are the biggest contributors to climate change, with average carbon dioxide emissions per capita of 10.7 tonnes, compared with 0.3 tonne in low human development countries (figure 14). These averages mask considerable variation: Qatar had the highest carbon dioxide emissions per capita in 2014, releasing more than 45 tonnes per person, while Uruguay, also a very high human development country, released only 2 tonnes per person. Countries with lower levels of human development, especially small island developing states, generally have the lowest emissions but are often the most vulnerable to climate change.

The degradation of the environment and atmosphere, coupled with significant declines in biodiversity, threatens the human development of current and future generations

FIGURE 14

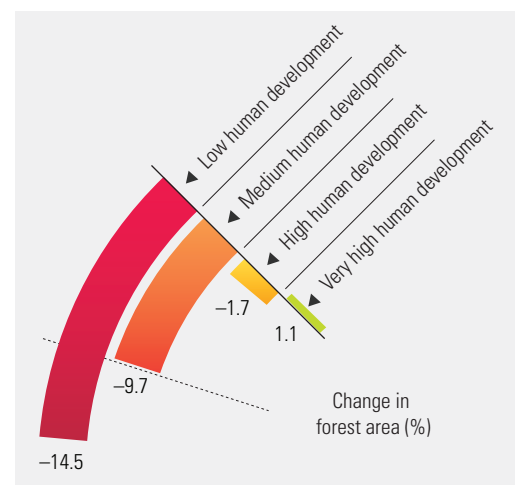
**Carbon dioxide emissions per capita, by human development group, 2014 (tonnes)**



Source: Human Development Report Office.

FIGURE 15

**Change in forest area, by human development group, 1990–2015**



Source: Human Development Report Office.

Linked to climate change and biodiversity loss, deforestation also degrades land and reduces the quantity and quality of freshwater. The overall pace of forest loss has slowed in recent years, but the planet still lost 3.2 percent of its forests between 1990 and 2015. And low human development countries, many of them reservoirs of global biodiversity, lost 14.5 percent (figure 15).

Freshwater withdrawals stand at 7.2 percent of the global supply, with vast differences across countries and regions. In South Asia annual withdrawals stand at 23.8 percent of total renewable supplies. Unsustainable water withdrawals and inadequate treatment of waste contaminate drinking water, with cascading impacts on health, employment and gender inequality.

## Conclusion

This Update has shown a snapshot of conditions today as well as key trends in human development indices and indicators. Five key findings emerge from the analysis:

- Most people today live longer, are more educated and have more access to goods and services than ever before. Even in low human development countries people’s human development has improved significantly. But the quality of human development reveals large deficits. Living longer does not automatically

mean more years spent enjoying life. Being in school longer does not automatically translate into equivalent capabilities and skills. So shifting the focus towards the quality of human development will be important in monitoring future progress.

- Progress is not linear or guaranteed, and crises and challenges can reverse gains. Countries experiencing conflict show HDI losses, which can be felt for generations. Investment in human security to break cycles of vulnerability and conflict is essential to reduce vulnerabilities and sustain progress.
- Going beyond the average achievements, the IHDI and disaggregated assessments reveal large inequalities across human development dimensions. Persistently high inequality is a fundamental challenge to sustaining future progress in human development. When the HDI is adjusted for inequalities, the global HDI value falls 20 percent.
- Disparities between women and men in realizing their full potential stand as a great barrier to human development progress, holding back half the world’s population. Women have a lower HDI value than men across regions and face particular barriers to empowerment all through life.
- Progress in human development cannot be sustained without addressing environmental degradation and climate change, which the

Every human being counts, and every human life is equally valuable. That universalism is at the core of the human development concept

recent progress on the HDI has exacerbated. For human development to become truly sustainable, the world needs to break with business-as-usual approaches and adopt sustainable production and consumption patterns.

\* \* \*

Every human being counts, and every human life is equally valuable. That universalism is at the core of the human development concept. With the 2030 Agenda for Sustainable Development, the Sustainable Development Goals and the promises to leave no one behind, this universal perspective is more critical than ever, particularly in a world that is increasingly unequal, unstable and unsustainable.

## Notes

---

- 1 The Marshall Islands was added this year.
- 2 In calculating the HDI, income per capita is capped at \$75,000.
- 3 <http://www.unhcr.org/en-us/syria-emergency.html>.

## References

---

- Oxfam International. 2017. "An Economy for the 99%." Oxfam Briefing Paper. Oxford, UK.
- . 2018. "Reward Work, Not Wealth." Oxfam Briefing Paper. Oxford, UK.





# Statistical annex

|                      |           |
|----------------------|-----------|
| <b>Readers guide</b> | <b>17</b> |
|----------------------|-----------|

## Statistical tables

### Human development composite indices

|  |    |
|--|----|
| 1 Human Development Index and its components           | 22 |
| 2 Human Development Index trends, 1990–2017            | 26 |
| 3 Inequality-adjusted Human Development Index          | 30 |
| 4 Gender Development Index                             | 34 |
| 5 Gender Inequality Index                              | 38 |
| 6 Multidimensional Poverty Index: developing countries | —* |

### Human development indicators

|  |    |
|--|----|
| 7 Population trends                                    | 44 |
| 8 Health outcomes                                      | 48 |
| 9 Education achievements                               | 52 |
| 10 National income and composition of resources        | 56 |
| 11 Work and employment                                 | 60 |
| 12 Human security                                      | 64 |
| 13 Human and capital mobility                          | 68 |
| 14 Supplementary indicators: perceptions of well-being | 72 |
| 15 Status of fundamental human rights treaties         | 76 |

### Human development dashboards

|                                |     |
|--------------------------------|-----|
| 1 Quality of human development | 81  |
| 2 Life-course gender gap       | 86  |
| 3 Women's empowerment          | 91  |
| 4 Environmental sustainability | 96  |
| 5 Socioeconomic sustainability | 101 |

|                           |            |
|---------------------------|------------|
| <b>Developing regions</b> | <b>106</b> |
|---------------------------|------------|

|   |            |
|---|------------|
| <b>Index to Sustainable Development Goal indicators</b> | <b>107</b> |
|---|------------|

|                               |            |
|-------------------------------|------------|
| <b>Statistical references</b> | <b>110</b> |
|-------------------------------|------------|

\* This table, based on a revised methodology developed jointly with the Oxford Poverty and Human Development Initiative, will be available in due course.



# Readers guide

The 20 statistical tables in this annex provide an overview of key aspects of human development. The first five tables contain the family of composite human development indices and their components estimated by the Human Development Report Office (HDRO). The sixth table is produced in partnership with the Oxford Poverty and Human Development Initiative (OPHI) and will be added in due course. Remaining tables present a broader set of indicators related to human development. The five dashboards use colour coding to visualize partial groupings of countries according to performance on each indicator.

Unless otherwise noted, tables use data available to the HDRO as of 15 July 2018. All indices and indicators, along with technical notes on the calculation of composite indices and additional source information, are available at <http://hdr.undp.org/en/data>.

Countries and territories are ranked by 2017 Human Development Index (HDI) value. Robustness and reliability analysis has shown that for most countries differences in HDI are not statistically significant at the fourth decimal place. For this reason countries with the same HDI value at three decimal places are listed with tied ranks.

## Sources and definitions

Unless otherwise noted, the HDRO uses data from international data agencies with the mandate, resources and expertise to collect national data on specific indicators.

Definitions of indicators and sources for original data components are given at the end of each table, with full source details in *Statistical references*.

## Methodology updates

The 2018 Statistical Update retains all the composite indices from the family of human development indices—the HDI, the Inequality-adjusted Human Development Index (IHDI), the Gender Development Index (GDI), the Gender Inequality Index (GII) and the Multidimensional Poverty Index (MPI). The methodology used to compute the first four indices is the same as the one used in the 2016 Report. For details, see *Technical notes 1–4* at [http://hdr.undp.org/sites/default/files/hdr2018\\_technical\\_notes.pdf](http://hdr.undp.org/sites/default/files/hdr2018_technical_notes.pdf). The methodology used to compute the MPI has been revised jointly with OPHI. For details, see *Technical note 5* at [http://hdr.undp.org/sites/default/files/hdr2018\\_technical\\_notes.pdf](http://hdr.undp.org/sites/default/files/hdr2018_technical_notes.pdf).

The 2018 Statistical Update expands the number of colour-coded dashboards to five (quality of human development, life-course gender gap, women’s empowerment, environmental sustainability and socioeconomic sustainability). For details on the

methodology used to create them, see *Technical note 6* at [http://hdr.undp.org/sites/default/files/hdr2018\\_technical\\_notes.pdf](http://hdr.undp.org/sites/default/files/hdr2018_technical_notes.pdf).

## Comparisons over time and across editions

Because national and international agencies continually improve their data series, the data—including the HDI values and ranks—presented in this report are not comparable to those published in earlier editions. For HDI comparability across years and countries, see table 2, which presents trends using consistent data, or <http://hdr.undp.org/en/data>, which presents interpolated consistent data.

## Discrepancies between national and international estimates

National and international data can differ because international agencies harmonize national data using a consistent methodology and occasionally produce estimates of missing data to allow comparability across countries. In other cases international agencies might not have access to the most recent national data. When HDRO becomes aware of discrepancies, it brings them to the attention of national and international data authorities.

## Country groupings and aggregates

The tables present weighted aggregates for several country groupings. In general, an aggregate is shown only when data are available for at least half the countries and represent at least two-thirds of the population in that grouping. Aggregates for each grouping cover only the countries for which data are available.

## Human development classification

HDI classifications are based on HDI fixed cutoff points, which are derived from the quartiles of distributions of the component indicators. The cutoff points are HDI of less than 0.550 for low human development, 0.550–0.699 for medium human development, 0.700–0.799 for high human development and 0.800 or greater for very high human development.

## Regional groupings

Regional groupings are based on United Nations Development Programme regional classifications. Least Developed Countries and Small Island Developing States are defined according to UN classifications (see [www.unohrrls.org](http://www.unohrrls.org)).

## Developing countries

The developing countries aggregates include all countries that are included in a regional grouping.

## Organisation for Economic Co-operation and Development

Of the 35 Organisation for Economic Co-operation and Development members, 32 are considered developed countries and 3 (Chile, Mexico and Turkey) are considered developing countries. Aggregates refer to all countries from the group for which data are available.

## Country notes

Data for China do not include Hong Kong Special Administrative Region of China, Macao Special Administrative Region of China or Taiwan Province of China.

As of 2 May 2016, Czechia is the short name to be used for the Czech Republic.

As of 1 June 2018, the Kingdom of Eswatini is the name of the country formerly known as Swaziland.

## Symbols

A dash between two years, as in 2011–2017, indicates that the data are from the most recent year available during the period specified. A slash between years, as in 2012/2017, indicates that the data are the average for the years shown. Growth rates are usually average annual rates of growth between the first and last years of the period shown.

The following symbols are used in the tables:

|          |                   |
|----------|-------------------|
| ..       | Not available     |
| 0 or 0.0 | Nil or negligible |
| —        | Not applicable    |

## Statistical acknowledgements

The 2018 Statistical Update's composite indices and other statistical resources draw on a wide variety of the most respected international data providers in their specialized fields. HDRO is particularly grateful to the Centre for Research on the Epidemiology of Disasters; Economic Commission for Latin America and the Caribbean; Eurostat; Food and Agriculture Organization; Gallup; ICF Macro; Institute for Criminal Policy Research; Internal Displacement Monitoring Centre; International Labour Organization; International Monetary Fund; International Telecommunication Union; Inter-Parliamentary Union; Luxembourg Income Study;

Office of the United Nations High Commissioner for Human Rights; Office of the United Nations High Commissioner for Refugees; Organisation for Economic Co-operation and Development; Socio-Economic Database for Latin America and the Caribbean; Syrian Center for Policy Research; United Nations Children's Fund; United Nations Conference on Trade and Development; United Nations Department of Economic and Social Affairs; United Nations Economic and Social Commission for West Asia; United Nations Educational, Scientific and Cultural Organization Institute for Statistics; United Nations Entity for Gender Equality and the Empowerment of Women; United Nations Office on Drugs and Crime; United Nations World Tourism Organization; World Bank; and World Health Organization. The international education database maintained by Robert Barro (Harvard University) and Jong-Wha Lee (Korea University) was another invaluable source for the calculation of the 2018 Statistical Update's indices.

## Statistical tables

The first six tables relate to the five composite human development indices and their components. Since the 2010 Human Development Report, four composite human development indices—the HDI, the IHDI, the GII and the MPI for developing countries—have been calculated. The 2014 Report introduced the GDI, which compares the HDI calculated separately for women and men. A table with the MPI calculated based on a revised methodology developed jointly by OPHI and UNDP will be available in due course.

The remaining tables present a broader set of human development indicators and provide a more comprehensive picture of a country's human development.

For indicators that are global Sustainable Development Goals indicators or can be used in monitoring progress towards specific goals, the table headers include the relevant goals and targets.

**Table 1, Human Development Index and its components**, ranks countries by 2017 HDI value and details the values of the three HDI components: longevity, education (with two indicators) and income per capita. The table also presents the difference in rankings by HDI value and gross national income per capita, as well as the rank on the 2016 HDI, calculated using the most recently revised historical data available in 2018.

**Table 2, Human Development Index trends, 1990–2017**, provides a time series of HDI values allowing 2017 HDI values to be compared with those for previous years. The table uses the most recently revised historical data available in 2018 and the same methodology applied to compute 2017 HDI values. The table also includes the change in HDI rank over the last five years and the average annual HDI growth rate across four time intervals: 1990–2000, 2000–2010, 2010–2017 and 1990–2017.

**Table 3, Inequality-adjusted Human Development Index**, contains two related measures of inequality—the IHDI and the loss in HDI due to inequality. The IHDI looks beyond the average achievements of a country in longevity, education and income to show how these achievements are distributed among its residents. The IHDI value can be interpreted as the level of human development when inequality is accounted for. The relative difference between IHDI and HDI values is the loss due to inequality in distribution of the HDI within the country. The table presents the coefficient of human inequality, which is the unweighted average of inequalities in the three dimensions. In addition, the table shows each country’s difference in rank on the HDI and the IHDI. A negative value means that taking inequality into account lowers a country’s rank on the HDI. The table also presents three standard measures of income inequality: the ratio of the top and the bottom quintiles; the Palma ratio, which is the ratio of income of the top 10 percent and the bottom 40 percent; and the Gini coefficient.

**Table 4, Gender Development Index**, measures disparities on the HDI by gender. The table contains HDI values estimated separately for women and men; the ratio of which is the GDI value. The closer the ratio is to 1, the smaller the gap between women and men. Values for the three HDI components—longevity, education (with two indicators) and income per capita—are also presented by gender. The table includes five country groupings by absolute deviation from gender parity in HDI values.

**Table 5, Gender Inequality Index**, presents a composite measure of gender inequality using three dimensions: reproductive health, empowerment and the labour market. The reproductive health indicators are the maternal mortality ratio and the adolescent birth rate. The empowerment indicators are the share of parliamentary seats held by women and the share of population with at least some secondary education by gender. The labour market indicator is participation in the labour force by gender. A low GII value indicates low inequality between women and men, and vice-versa.

**Table 6, Multidimensional Poverty Index**, captures the multiple overlapping deprivations that people in developing countries face in their health, education and standard of living. The MPI shows both the incidence of nonincome multidimensional poverty (a headcount of those in multidimensional poverty) and its intensity (the average deprivation score experienced by poor people). Based on deprivation score thresholds, people are classified as near multidimensional poverty, multidimensionally poor or in severe poverty. The table includes the contribution of deprivation in each dimension to overall multidimensional poverty. It also presents measures of income poverty—population living below the national poverty line and population living on less than \$1.90 in purchasing power parity terms per day. MPI values are based on a revised methodology developed in partnership with OPHI. For details, see *Technical note 5* at <http://hdr.undp.org/sites/default/files/>

[hdr2018\\_technical\\_notes.pdf](http://hdr2018_technical_notes.pdf) and OPHI’s website (<http://ophi.org.uk/multidimensional-poverty-index/>).

**Table 7, Population trends**, contains major population indicators, including total population, median age, dependency ratios and total fertility rates, which can help assess the burden of support that falls on the labour force in a country.

**Table 8, Health outcomes**, presents indicators of infant health (percentage of infants who are exclusively breastfed in the 24 hours prior to the survey, percentage of infants who lack immunization for DPT and measles and infant mortality rate) and of child health (percentage of children under age 5 who are stunted and under-five mortality rates). The table also contains indicators of adult health (adult mortality rates by gender, incidence of malaria and tuberculosis and HIV prevalence rates). Finally, it includes healthy life expectancy at birth and current health expenditure as a percentage of GDP.

**Table 9, Education achievements**, presents standard education indicators. The table provides indicators of educational attainment—adult and youth literacy rates and the share of the adult population with at least some secondary education. Gross enrolment ratios at each level of education are complemented by primary school dropout rate and survival rate to the last grade of lower secondary general education. The table also presents government expenditure on education as a percentage of GDP.

**Table 10, National income and composition of resources**, covers several macroeconomic indicators such as gross domestic product (GDP), gross fixed capital formation, and taxes on income, profit and capital gains as a percentage of total tax revenue. Gross fixed capital formation is a rough indicator of national income that is invested rather than consumed. In times of economic uncertainty or recession, gross fixed capital formation typically declines. General government final consumption expenditure (presented as a share of GDP and as average annual growth) is an indicator of public spending. In addition, the table presents two indicators of debt—domestic credit provided by the financial sector and total debt service, both measured as a percentage of GDP or GNI. The consumer price index, a measure of inflation, is also presented.

**Table 11, Work and employment**, contains indicators on four topics: employment, unemployment, work that is a risk to human development and employment-related social security. The employment indicators are the employment to population ratio, the labour force participation rate, employment in agriculture and employment in services. The unemployment indicators are total unemployment, youth unemployment and youth not in school or employment. The indicators on work that is a risk to human development are child labour and the working poor. And the indicator on employment-related social security is the percentage of the eligible population that receives an old-age pension.

**Table 12, Human security**, reflects the extent to which the population is secure. The table begins with the percentage of births that are registered, followed by the number of refugees

by country of origin and the number of internally displaced people. It then shows the size of the homeless population due to natural disasters, the population of orphaned children and the prison population. It also provides homicide and suicide rates (by gender) and includes an indicator on justification of wife beating and an indicator on the depth of food deficit.

**Table 13, Human and capital mobility**, provides indicators of several aspects of globalization. International trade is captured by measuring exports and imports as a share of GDP. Financial flows are represented by net inflows of foreign direct investment and flows of private capital, net official development assistance and inflows of remittances. Human mobility is captured by the net migration rate, the stock of immigrants, the net number of tertiary students from abroad (expressed as a percentage of total tertiary enrolment in the country) and the number of international inbound tourists. International communication is represented by the percentages of the total and female populations that use the Internet, the number of mobile phone subscriptions per 100 people and the percentage change in mobile phone subscriptions between 2010 and 2016.

**Table 14, Supplementary indicators: perceptions of well-being**, includes indicators that reflect individuals' perceptions of relevant dimensions of human development—education quality, health care quality, standard of living, personal safety, freedom of choice and overall life satisfaction. The table also presents indicators reflecting perceptions about community and government.

**Table 15, Status of fundamental human rights treaties**, shows when countries ratified key human rights conventions. The 11 selected conventions cover basic human rights and freedoms related to elimination of all forms of racial and gender discrimination and violence, protection of children's rights, rights of migrant workers and persons with disabilities. They also cover torture and other cruel, inhuman and degrading treatment as well as protection from enforced disappearance.

**Dashboard 1, Quality of human development**, contains a selection of indicators associated with the quality of health, education and standard of living. The indicators on quality of health are lost health expectancy, number of physicians and number of hospital beds. The indicators on quality of education are pupil-teacher ratio in primary schools; primary school teachers trained to teach; proportion of schools with access to the Internet; and Programme for International Student Assessment (PISA) scores in mathematics, reading and science. The indicators on quality of standard of living are the proportion of employment that is in vulnerable employment, the proportion of rural population with access to electricity, the proportion of population using improved drinking-water sources and the proportion of population using improved sanitation facilities. A country in the top third of an indicator distribution has performed better than at

least two-thirds of countries. A country that is in the top third group on all indicators can be considered a country with the highest quality of human development. The dashboard shows that not all countries in the very high human development group have the highest quality of human development and that many countries in the low human development group are in the bottom third of all quality indicators in the table.

**Dashboard 2, Life-course gender gap**, contains a selection of indicators that indicate gender gaps in choices and opportunities over the life course—childhood and youth, adulthood and older age. The indicators refer to health, education, labour market and work, seats in parliament, time use and social protection. Most indicators are presented as a ratio of female to male values. Sex ratio at birth is an exception to grouping by tercile—countries are divided into two groups: the natural group (countries with a value of 1.04–1.07, inclusive) and the gender-biased group (all other countries). Deviations from the natural sex ratio at birth have implications for population replacement levels, suggest possible future social and economic problems and may indicate gender bias. Countries with values of a parity index concentrated around 1 form the group with the best achievements in that indicator. Deviations from parity are treated equally regardless of which gender is overachieving.

**Dashboard 3, Women's empowerment**, contains a selection of woman-specific empowerment indicators that allows empowerment to be compared across three dimensions: reproductive health and family planning, violence against girls and women and socioeconomic empowerment. Most countries have at least one indicator in each tercile, which implies that women's empowerment is unequal across indicators and countries.

**Dashboard 4, Environmental sustainability**, contains a selection of indicators that cover environmental sustainability and environmental threats. The environmental sustainability indicators present levels of or changes in energy consumption, carbon dioxide emissions, forest area and fresh water withdrawals. The environmental threats indicators are mortality rates attributed to household and ambient air pollution and to unsafe water, sanitation and hygiene services and the International Union for Conservation of Nature Red List Index value, which measures aggregate extinction risk across groups of species.

**Dashboard 5, Socioeconomic sustainability**, contains a selection of indicators that cover economic and social sustainability. The economic sustainability indicators are adjusted net savings, total debt service, gross capital formation, skilled labour force, diversity of exports and expenditure on research and development. The social sustainability indicators are the ratio of education and health expenditure to military expenditure, change in overall loss in HDI value due to inequality and changes in gender and income inequality.

# Human development composite indices

## Human Development Index and its components

| HDI rank                           | Human Development Index (HDI) | SDG 3<br>Life expectancy at birth | SDG 4.3<br>Expected years of schooling | SDG 4.6<br>Mean years of schooling | SDG 8.5<br>Gross national income (GNI) per capita | GNI per capita rank minus HDI rank | HDI rank |    |
|------------------------------------|-------------------------------|-----------------------------------|--|------------------------------------|---|------------------------------------|----------|----|
|                                    | Value                         | (years)                           | (years)                                | (years)                            | (2011 PPP \$)                                     |                                    | 2016     |    |
| HDI rank                           | 2017                          | 2017                              | 2017 <sup>a</sup>                      | 2017 <sup>a</sup>                  | 2017  | 2017                               | 2016     |    |
| <b>VERY HIGH HUMAN DEVELOPMENT</b> |                               |                                   |  |                                    |   |                                    |          |    |
| 1                                  | Norway                        | 0.953                             | 82.3                                   | 17.9                               | 12.6  | 68,012                             | 5        | 1  |
| 2                                  | Switzerland                   | 0.944                             | 83.5                                   | 16.2                               | 13.4  | 57,625                             | 8        | 2  |
| 3                                  | Australia                     | 0.939                             | 83.1                                   | 22.9 <sup>b</sup>                  | 12.9  | 43,560                             | 18       | 3  |
| 4                                  | Ireland                       | 0.938                             | 81.6                                   | 19.6 <sup>b</sup>                  | 12.5 <sup>c</sup>                                 | 53,754                             | 8        | 4  |
| 5                                  | Germany                       | 0.936                             | 81.2                                   | 17.0                               | 14.1  | 46,136                             | 13       | 4  |
| 6                                  | Iceland                       | 0.935                             | 82.9                                   | 19.3 <sup>b</sup>                  | 12.4 <sup>c</sup>                                 | 45,810                             | 13       | 6  |
| 7                                  | Hong Kong, China (SAR)        | 0.933                             | 84.1                                   | 16.3                               | 12.0  | 58,420                             | 2        | 8  |
| 7                                  | Sweden                        | 0.933                             | 82.6                                   | 17.6                               | 12.4  | 47,766                             | 9        | 7  |
| 9                                  | Singapore                     | 0.932                             | 83.2                                   | 16.2 <sup>d</sup>                  | 11.5  | 82,503 <sup>e</sup>                | -6       | 8  |
| 10                                 | Netherlands                   | 0.931                             | 82.0                                   | 18.0                               | 12.2  | 47,900                             | 5        | 10 |
| 11                                 | Denmark                       | 0.929                             | 80.9                                   | 19.1 <sup>b</sup>                  | 12.6 <sup>f</sup>                                 | 47,918                             | 3        | 10 |
| 12                                 | Canada                        | 0.926                             | 82.5                                   | 16.4 <sup>c</sup>                  | 13.3  | 43,433                             | 10       | 12 |
| 13                                 | United States                 | 0.924                             | 79.5                                   | 16.5                               | 13.4  | 54,941                             | -2       | 12 |
| 14                                 | United Kingdom                | 0.922                             | 81.7                                   | 17.4                               | 12.9 <sup>f</sup>                                 | 39,116                             | 13       | 14 |
| 15                                 | Finland                       | 0.920                             | 81.5                                   | 17.6                               | 12.4  | 41,002                             | 10       | 15 |
| 16                                 | New Zealand                   | 0.917                             | 82.0                                   | 18.9 <sup>b</sup>                  | 12.5  | 33,970                             | 18       | 16 |
| 17                                 | Belgium                       | 0.916                             | 81.3                                   | 19.8 <sup>b</sup>                  | 11.8  | 42,156                             | 6        | 16 |
| 17                                 | Liechtenstein                 | 0.916                             | 80.4 <sup>g</sup>                      | 14.7                               | 12.5 <sup>h</sup>                                 | 97,336 <sup>e,i</sup>              | -15      | 16 |
| 19                                 | Japan                         | 0.909                             | 83.9                                   | 15.2                               | 12.8 <sup>j</sup>                                 | 38,986                             | 9        | 19 |
| 20                                 | Austria                       | 0.908                             | 81.8                                   | 16.1                               | 12.1  | 45,415                             | 0        | 20 |
| 21                                 | Luxembourg                    | 0.904                             | 82.0                                   | 14.0                               | 12.1 <sup>f</sup>                                 | 65,016 <sup>k</sup>                | -13      | 26 |
| 22                                 | Israel                        | 0.903                             | 82.7                                   | 15.9                               | 13.0  | 32,711                             | 13       | 21 |
| 22                                 | Korea (Republic of)           | 0.903                             | 82.4                                   | 16.5                               | 12.1  | 35,945                             | 8        | 22 |
| 24                                 | France                        | 0.901                             | 82.7                                   | 16.4                               | 11.5  | 39,254                             | 2        | 23 |
| 25                                 | Slovenia                      | 0.896                             | 81.1                                   | 17.2                               | 12.2  | 30,594                             | 12       | 24 |
| 26                                 | Spain                         | 0.891                             | 83.3                                   | 17.9                               | 9.8   | 34,258                             | 7        | 25 |
| 27                                 | Czechia                       | 0.888                             | 78.9                                   | 16.9                               | 12.7  | 30,588                             | 11       | 27 |
| 28                                 | Italy                         | 0.880                             | 83.2                                   | 16.3                               | 10.2 <sup>f</sup>                                 | 35,299                             | 3        | 28 |
| 29                                 | Malta                         | 0.878                             | 81.0                                   | 15.9                               | 11.3  | 34,396                             | 3        | 29 |
| 30                                 | Estonia                       | 0.871                             | 77.7                                   | 16.1                               | 12.7  | 28,993                             | 10       | 30 |
| 31                                 | Greece                        | 0.870                             | 81.4                                   | 17.3                               | 10.8  | 24,648                             | 20       | 30 |
| 32                                 | Cyprus                        | 0.869                             | 80.7                                   | 14.6                               | 12.1  | 31,568                             | 4        | 32 |
| 33                                 | Poland                        | 0.865                             | 77.8                                   | 16.4                               | 12.3  | 26,150                             | 12       | 34 |
| 34                                 | United Arab Emirates          | 0.863                             | 77.4                                   | 13.6                               | 10.8 <sup>l</sup>                                 | 67,805                             | -27      | 33 |
| 35                                 | Andorra                       | 0.858                             | 81.7 <sup>g</sup>                      | 13.5 <sup>d</sup>                  | 10.2  | 47,574 <sup>m</sup>                | -18      | 35 |
| 35                                 | Lithuania                     | 0.858                             | 74.8                                   | 16.1                               | 13.0  | 28,314                             | 7        | 36 |
| 37                                 | Qatar                         | 0.856                             | 78.3                                   | 13.4                               | 9.8   | 116,818 <sup>e</sup>               | -36      | 36 |
| 38                                 | Slovakia                      | 0.855                             | 77.0                                   | 15.0                               | 12.5  | 29,467                             | 1        | 39 |
| 39                                 | Brunei Darussalam             | 0.853                             | 77.4                                   | 14.5                               | 9.1 <sup>i</sup>                                  | 76,427 <sup>e</sup>                | -35      | 40 |
| 39                                 | Saudi Arabia                  | 0.853                             | 74.7                                   | 16.9                               | 9.5 <sup>f</sup>                                  | 49,680                             | -26      | 38 |
| 41                                 | Latvia                        | 0.847                             | 74.7                                   | 15.8                               | 12.8 <sup>f</sup>                                 | 25,002                             | 8        | 43 |
| 41                                 | Portugal                      | 0.847                             | 81.4                                   | 16.3                               | 9.2   | 27,315                             | 2        | 42 |
| 43                                 | Bahrain                       | 0.846                             | 77.0                                   | 16.0                               | 9.4 <sup>l</sup>                                  | 41,580                             | -19      | 41 |
| 44                                 | Chile                         | 0.843                             | 79.7                                   | 16.4                               | 10.3  | 21,910                             | 13       | 44 |
| 45                                 | Hungary                       | 0.838                             | 76.1                                   | 15.1                               | 11.9  | 25,393                             | 3        | 45 |
| 46                                 | Croatia                       | 0.831                             | 77.8                                   | 15.0                               | 11.3 <sup>l</sup>                                 | 22,162                             | 10       | 46 |
| 47                                 | Argentina                     | 0.825                             | 76.7                                   | 17.4                               | 9.9 <sup>l</sup>                                  | 18,461                             | 19       | 47 |
| 48                                 | Oman                          | 0.821                             | 77.3                                   | 13.9                               | 9.5   | 36,290                             | -19      | 47 |
| 49                                 | Russian Federation            | 0.816                             | 71.2                                   | 15.5                               | 12.0 <sup>f</sup>                                 | 24,233                             | 3        | 49 |
| 50                                 | Montenegro                    | 0.814                             | 77.3                                   | 14.9                               | 11.3 <sup>f</sup>                                 | 16,779                             | 19       | 50 |
| 51                                 | Bulgaria                      | 0.813                             | 74.9                                   | 14.8                               | 11.8  | 18,740                             | 13       | 50 |
| 52                                 | Romania                       | 0.811                             | 75.6                                   | 14.3                               | 11.0  | 22,646                             | 2        | 52 |
| 53                                 | Belarus                       | 0.808                             | 73.1                                   | 15.5                               | 12.3  | 16,323                             | 18       | 54 |
| 54                                 | Bahamas                       | 0.807                             | 75.8                                   | 12.8 <sup>n</sup>                  | 11.1 <sup>f</sup>                                 | 26,681                             | -10      | 53 |
| 55                                 | Uruguay                       | 0.804                             | 77.6                                   | 15.9                               | 8.7   | 19,930                             | 5        | 56 |
| 56                                 | Kuwait                        | 0.803                             | 74.8                                   | 13.6                               | 7.3   | 70,524                             | -51      | 55 |
| 57                                 | Malaysia                      | 0.802                             | 75.5                                   | 13.7                               | 10.2 <sup>f</sup>                                 | 26,107                             | -11      | 57 |
| 58                                 | Barbados                      | 0.800                             | 76.1                                   | 15.3                               | 10.6 <sup>o</sup>                                 | 15,843 <sup>k</sup>                | 14       | 57 |
| 58                                 | Kazakhstan                    | 0.800                             | 70.0                                   | 15.1                               | 11.8 <sup>j</sup>                                 | 22,626                             | -3       | 60 |



| HDI rank                        | Human Development Index (HDI)             | SDG 3<br>Life expectancy at birth | SDG 4.3<br>Expected years of schooling | SDG 4.6<br>Mean years of schooling | SDG 8.5<br>Gross national income (GNI) per capita | GNI per capita rank minus HDI rank | HDI rank |     |
|---------------------------------|---|-----------------------------------|--|------------------------------------|---|------------------------------------|----------|-----|
|                                 | Value                                     | (years)                           | (years)                                | (years)                            | (2011 PPP \$)                                     | 2017                               | 2016     |     |
| <b>HDI rank</b>                 | 2017                                      | 2017                              | 2017 <sup>a</sup>                      | 2017 <sup>a</sup>                  | 2017  | 2017                               | 2016     |     |
| <b>HIGH HUMAN DEVELOPMENT</b>   |   |                                   |  |                                    |   |                                    |          |     |
| 60                              | Iran (Islamic Republic of)                | 0.798                             | 76.2                                   | 14.9                               | 9.8   | 19,130                             | 3        | 61  |
| 60                              | Palau                                     | 0.798                             | 73.4 <sup>g</sup>                      | 15.6                               | 12.3  | 12,831                             | 28       | 59  |
| 62                              | Seychelles                                | 0.797                             | 73.7                                   | 14.8                               | 9.5 <sup>d</sup>                                  | 26,077 <sup>k</sup>                | -15      | 62  |
| 63                              | Costa Rica                                | 0.794                             | 80.0                                   | 15.4                               | 8.8   | 14,636                             | 15       | 63  |
| 64                              | Turkey                                    | 0.791                             | 76.0                                   | 15.2                               | 8.0   | 24,804                             | -14      | 65  |
| 65                              | Mauritius                                 | 0.790                             | 74.9                                   | 15.1                               | 9.3 <sup>j</sup>                                  | 20,189                             | -6       | 64  |
| 66                              | Panama                                    | 0.789                             | 78.2                                   | 12.7                               | 10.2 <sup>j</sup>                                 | 19,178                             | -4       | 66  |
| 67                              | Serbia                                    | 0.787                             | 75.3                                   | 14.6                               | 11.1  | 13,019                             | 18       | 66  |
| 68                              | Albania                                   | 0.785                             | 78.5                                   | 14.8                               | 10.0  | 11,886                             | 23       | 69  |
| 69                              | Trinidad and Tobago                       | 0.784                             | 70.8                                   | 12.9 <sup>n</sup>                  | 10.9 <sup>f</sup>                                 | 28,622 <sup>k</sup>                | -28      | 66  |
| 70                              | Antigua and Barbuda                       | 0.780                             | 76.5                                   | 13.2 <sup>f</sup>                  | 9.2 <sup>d</sup>                                  | 20,764 <sup>k</sup>                | -12      | 70  |
| 70                              | Georgia                                   | 0.780                             | 73.4                                   | 15.0                               | 12.8  | 9,186                              | 35       | 71  |
| 72                              | Saint Kitts and Nevis                     | 0.778                             | 74.4 <sup>g</sup>                      | 14.4                               | 8.4 <sup>n</sup>                                  | 23,978 <sup>k</sup>                | -19      | 72  |
| 73                              | Cuba                                      | 0.777                             | 79.9                                   | 14.0                               | 11.8 <sup>f</sup>                                 | 7,524 <sup>p</sup>                 | 43       | 72  |
| 74                              | Mexico                                    | 0.774                             | 77.3                                   | 14.1                               | 8.6   | 16,944                             | -6       | 74  |
| 75                              | Grenada                                   | 0.772                             | 73.8                                   | 16.9                               | 8.7 <sup>n</sup>                                  | 12,864 <sup>k</sup>                | 12       | 75  |
| 76                              | Sri Lanka                                 | 0.770                             | 75.5                                   | 13.9                               | 10.9 <sup>f</sup>                                 | 11,326                             | 19       | 76  |
| 77                              | Bosnia and Herzegovina                    | 0.768                             | 77.1                                   | 14.2 <sup>o</sup>                  | 9.7   | 11,716                             | 16       | 77  |
| 78                              | Venezuela (Bolivarian Republic of)        | 0.761                             | 74.7                                   | 14.3                               | 10.3  | 10,672 <sup>k</sup>                | 20       | 77  |
| 79                              | Brazil                                    | 0.759                             | 75.7                                   | 15.4                               | 7.8 <sup>f</sup>                                  | 13,755 <sup>k</sup>                | 2        | 79  |
| 80                              | Azerbaijan                                | 0.757                             | 72.1                                   | 12.7 <sup>q</sup>                  | 10.7  | 15,600 <sup>k</sup>                | -7       | 80  |
| 80                              | Lebanon                                   | 0.757                             | 79.8                                   | 12.5                               | 8.7 <sup>f</sup>                                  | 13,378                             | 3        | 82  |
| 80                              | The former Yugoslav Republic of Macedonia | 0.757                             | 75.9                                   | 13.3                               | 9.6 <sup>o</sup>                                  | 12,505                             | 9        | 81  |
| 83                              | Armenia                                   | 0.755                             | 74.8                                   | 13.0                               | 11.7  | 9,144                              | 24       | 84  |
| 83                              | Thailand                                  | 0.755                             | 75.5                                   | 14.7                               | 7.6   | 15,516                             | -7       | 86  |
| 85                              | Algeria                                   | 0.754                             | 76.3                                   | 14.4                               | 8.0 <sup>f</sup>                                  | 13,802                             | -5       | 83  |
| 86                              | China                                     | 0.752                             | 76.4                                   | 13.8                               | 7.8 <sup>l</sup>                                  | 15,270                             | -9       | 86  |
| 86                              | Ecuador                                   | 0.752                             | 76.6                                   | 14.7                               | 8.7   | 10,347                             | 15       | 84  |
| 88                              | Ukraine                                   | 0.751                             | 72.1                                   | 15.0                               | 11.3 <sup>l</sup>                                 | 8,130                              | 24       | 90  |
| 89                              | Peru                                      | 0.750                             | 75.2                                   | 13.8                               | 9.2   | 11,789                             | 3        | 86  |
| 90                              | Colombia                                  | 0.747                             | 74.6                                   | 14.4                               | 8.3   | 12,938                             | -4       | 89  |
| 90                              | Saint Lucia                               | 0.747                             | 75.7                                   | 13.6 <sup>q</sup>                  | 8.9 <sup>f</sup>                                  | 11,695                             | 4        | 91  |
| 92                              | Fiji                                      | 0.741                             | 70.4                                   | 15.3 <sup>f</sup>                  | 10.8 <sup>i</sup>                                 | 8,324 <sup>k</sup>                 | 18       | 93  |
| 92                              | Mongolia                                  | 0.741                             | 69.5                                   | 15.5                               | 10.1  | 10,103                             | 11       | 92  |
| 94                              | Dominican Republic                        | 0.736                             | 74.0                                   | 13.7                               | 7.8   | 13,921                             | -15      | 95  |
| 95                              | Jordan                                    | 0.735                             | 74.5                                   | 13.1 <sup>f</sup>                  | 10.4 <sup>i</sup>                                 | 8,288                              | 16       | 94  |
| 95                              | Tunisia                                   | 0.735                             | 75.9                                   | 15.1                               | 7.2 <sup>l</sup>                                  | 10,275 <sup>k</sup>                | 7        | 96  |
| 97                              | Jamaica                                   | 0.732                             | 76.1                                   | 13.1 <sup>f</sup>                  | 9.8 <sup>f</sup>                                  | 7,846                              | 17       | 96  |
| 98                              | Tonga                                     | 0.726                             | 73.2                                   | 14.3 <sup>n</sup>                  | 11.2 <sup>f</sup>                                 | 5,547 <sup>k</sup>                 | 37       | 98  |
| 99                              | Saint Vincent and the Grenadines          | 0.723                             | 73.3                                   | 13.3                               | 8.6   | 10,499 <sup>k</sup>                | 0        | 99  |
| 100                             | Suriname                                  | 0.720                             | 71.5                                   | 12.7 <sup>q</sup>                  | 8.5 <sup>f</sup>                                  | 13,306 <sup>k</sup>                | -16      | 100 |
| 101                             | Botswana                                  | 0.717                             | 67.6                                   | 12.6 <sup>f</sup>                  | 9.3 <sup>l</sup>                                  | 15,534                             | -26      | 102 |
| 101                             | Maldives                                  | 0.717                             | 77.6                                   | 12.6 <sup>q</sup>                  | 6.3 <sup>j</sup>                                  | 13,567 <sup>k</sup>                | -19      | 102 |
| 103                             | Dominica                                  | 0.715                             | 78.0 <sup>g</sup>                      | 12.7 <sup>n</sup>                  | 7.8 <sup>d</sup>                                  | 8,344 <sup>k</sup>                 | 6        | 101 |
| 104                             | Samoa                                     | 0.713                             | 75.2                                   | 12.5 <sup>d</sup>                  | 10.3 <sup>d</sup>                                 | 5,909 <sup>k</sup>                 | 24       | 104 |
| 105                             | Uzbekistan                                | 0.710                             | 71.4                                   | 12.0                               | 11.5  | 6,470                              | 19       | 107 |
| 106                             | Belize                                    | 0.708                             | 70.6                                   | 12.8                               | 10.5 <sup>f</sup>                                 | 7,166                              | 14       | 105 |
| 106                             | Marshall Islands                          | 0.708                             | 73.6 <sup>g</sup>                      | 13.0 <sup>d</sup>                  | 10.9  | 5,125                              | 33       | ..  |
| 108                             | Libya                                     | 0.706                             | 72.1                                   | 13.4 <sup>n</sup>                  | 7.3 <sup>l</sup>                                  | 11,100 <sup>k</sup>                | -12      | 114 |
| 108                             | Turkmenistan                              | 0.706                             | 68.0                                   | 10.8                               | 9.8 <sup>q</sup>                                  | 15,594 <sup>k</sup>                | -34      | 106 |
| 110                             | Gabon                                     | 0.702                             | 66.5                                   | 12.8 <sup>q</sup>                  | 8.2 <sup>q</sup>                                  | 16,431                             | -40      | 109 |
| 110                             | Paraguay                                  | 0.702                             | 73.2                                   | 12.7                               | 8.4   | 8,380                              | -2       | 108 |
| 112                             | Moldova (Republic of)                     | 0.700                             | 71.7                                   | 11.6                               | 11.6  | 5,554                              | 22       | 110 |
| <b>MEDIUM HUMAN DEVELOPMENT</b> |   |                                   |  |                                    |   |                                    |          |     |
| 113                             | Philippines                               | 0.699                             | 69.2                                   | 12.6                               | 9.3 <sup>f</sup>                                  | 9,154                              | -7       | 111 |
| 113                             | South Africa                              | 0.699                             | 63.4                                   | 13.3                               | 10.1  | 11,923                             | -23      | 111 |
| 115                             | Egypt                                     | 0.696                             | 71.7                                   | 13.1                               | 7.2 <sup>j</sup>                                  | 10,355                             | -15      | 113 |
| 116                             | Indonesia                                 | 0.694                             | 69.4                                   | 12.8                               | 8.0   | 10,846                             | -19      | 115 |
| 116                             | Viet Nam                                  | 0.694                             | 76.5                                   | 12.7 <sup>o</sup>                  | 8.2 <sup>o</sup>                                  | 5,859                              | 14       | 116 |

**TABLE 1 HUMAN DEVELOPMENT INDEX AND ITS COMPONENTS**

|  | Human Development Index (HDI) | SDG 3<br>Life expectancy at birth | SDG 4.3<br>Expected years of schooling | SDG 4.6<br>Mean years of schooling | SDG 8.5<br>Gross national income (GNI) per capita | GNI per capita rank minus HDI rank | HDI rank |
|--|-------------------------------|-----------------------------------|--|------------------------------------|---|------------------------------------|----------|
|  | Value                         | (years)                           | (years)                                | (years)                            | (2011 PPP \$)                                     |                                    |          |
| <b>HDI rank</b>                        | 2017                          | 2017                              | 2017 <sup>a</sup>                      | 2017 <sup>a</sup>                  | 2017  | 2017                               | 2016     |
| 118 Bolivia (Plurinational State of)   | 0.693                         | 69.5                              | 14.0                                   | 8.9                                | 6,714   | 5                                  | 116      |
| 119 Palestine, State of                | 0.686                         | 73.6                              | 12.8                                   | 9.1                                | 5,055   | 21                                 | 116      |
| 120 Iraq                               | 0.685                         | 70.0                              | 11.0 <sup>q</sup>                      | 6.8 <sup>f</sup>                   | 17,789 <sup>k</sup>                               | -53                                | 120      |
| 121 El Salvador                        | 0.674                         | 73.8                              | 12.6                                   | 6.9                                | 6,868   | 0                                  | 119      |
| 122 Kyrgyzstan                         | 0.672                         | 71.1                              | 13.4                                   | 10.9 <sup>q</sup>                  | 3,255   | 32                                 | 121      |
| 123 Morocco                            | 0.667                         | 76.1                              | 12.4                                   | 5.5 <sup>j</sup>                   | 7,340   | -5                                 | 122      |
| 124 Nicaragua                          | 0.658                         | 75.7                              | 12.1                                   | 6.7 <sup>j</sup>                   | 5,157   | 14                                 | 123      |
| 125 Cabo Verde                         | 0.654                         | 73.0                              | 12.6                                   | 6.1                                | 5,983   | 2                                  | 124      |
| 125 Guyana                             | 0.654                         | 66.8                              | 11.4                                   | 8.4 <sup>o</sup>                   | 7,447 <sup>k</sup>                                | -8                                 | 124      |
| 127 Guatemala                          | 0.650                         | 73.7                              | 10.8                                   | 6.5 <sup>f</sup>                   | 7,278   | -8                                 | 126      |
| 127 Tajikistan                         | 0.650                         | 71.2                              | 11.2                                   | 10.4 <sup>j</sup>                  | 3,317 <sup>k</sup>                                | 25                                 | 127      |
| 129 Namibia                            | 0.647                         | 64.9                              | 12.3 <sup>q</sup>                      | 6.8 <sup>j</sup>                   | 9,387   | -25                                | 128      |
| 130 India                              | 0.640                         | 68.8                              | 12.3                                   | 6.4 <sup>f</sup>                   | 6,353   | -5                                 | 129      |
| 131 Micronesia (Federated States of)   | 0.627                         | 69.3                              | 11.7 <sup>d</sup>                      | 8.0 <sup>d</sup>                   | 3,843 <sup>k</sup>                                | 13                                 | 131      |
| 132 Timor-Leste                        | 0.625                         | 69.2                              | 12.8                                   | 4.5 <sup>q</sup>                   | 6,846   | -10                                | 130      |
| 133 Honduras                           | 0.617                         | 73.8                              | 10.2                                   | 6.5                                | 4,215   | 8                                  | 132      |
| 134 Bhutan                             | 0.612                         | 70.6                              | 12.3                                   | 3.1 <sup>o</sup>                   | 8,065   | -21                                | 135      |
| 134 Kiribati                           | 0.612                         | 66.5                              | 12.9                                   | 7.9 <sup>d</sup>                   | 3,042 <sup>k</sup>                                | 22                                 | 134      |
| 136 Bangladesh                         | 0.608                         | 72.8                              | 11.4 <sup>f</sup>                      | 5.8 <sup>l</sup>                   | 3,677   | 9                                  | 138      |
| 137 Congo                              | 0.606                         | 65.1                              | 11.4                                   | 6.3 <sup>l</sup>                   | 5,694   | -5                                 | 133      |
| 138 Vanuatu                            | 0.603                         | 72.3                              | 10.9 <sup>n</sup>                      | 6.8 <sup>o</sup>                   | 2,995   | 19                                 | 136      |
| 139 Lao People's Democratic Republic   | 0.601                         | 67.0                              | 11.2                                   | 5.2 <sup>j</sup>                   | 6,070   | -13                                | 137      |
| 140 Ghana                              | 0.592                         | 63.0                              | 11.6                                   | 7.1 <sup>j</sup>                   | 4,096   | 3                                  | 140      |
| 141 Equatorial Guinea                  | 0.591                         | 57.9                              | 9.3 <sup>n</sup>                       | 5.5 <sup>q</sup>                   | 19,513  | -80                                | 139      |
| 142 Kenya                              | 0.590                         | 67.3                              | 12.1 <sup>q</sup>                      | 6.5 <sup>j</sup>                   | 2,961   | 16                                 | 143      |
| 143 Sao Tome and Principe              | 0.589                         | 66.8                              | 12.5                                   | 6.3 <sup>f</sup>                   | 2,941 <sup>k</sup>                                | 16                                 | 144      |
| 144 Eswatini (Kingdom of)              | 0.588                         | 58.3                              | 11.2                                   | 6.5 <sup>o</sup>                   | 7,620   | -29                                | 141      |
| 144 Zambia                             | 0.588                         | 62.3                              | 12.5 <sup>q</sup>                      | 7.0 <sup>q</sup>                   | 3,557 <sup>k</sup>                                | 3                                  | 141      |
| 146 Cambodia                           | 0.582                         | 69.3                              | 11.7 <sup>f</sup>                      | 4.8 <sup>j</sup>                   | 3,413   | 3                                  | 146      |
| 147 Angola                             | 0.581                         | 61.8                              | 11.8 <sup>q</sup>                      | 5.1 <sup>q</sup>                   | 5,790   | -16                                | 145      |
| 148 Myanmar                            | 0.578                         | 66.7                              | 10.0                                   | 4.9 <sup>q</sup>                   | 5,567 <sup>k</sup>                                | -15                                | 147      |
| 149 Nepal                              | 0.574                         | 70.6                              | 12.2                                   | 4.9 <sup>j</sup>                   | 2,471   | 12                                 | 148      |
| 150 Pakistan                           | 0.562                         | 66.6                              | 8.6                                    | 5.2                                | 5,311   | -14                                | 149      |
| 151 Cameroon                           | 0.556                         | 58.6                              | 12.2                                   | 6.3 <sup>l</sup>                   | 3,315   | 2                                  | 150      |
| <b>LOW HUMAN DEVELOPMENT</b>           |                               |                                   |  |                                    |   |                                    |          |
| 152 Solomon Islands                    | 0.546                         | 71.0                              | 10.2 <sup>d</sup>                      | 5.5 <sup>q</sup>                   | 1,872 <sup>k</sup>                                | 15                                 | 151      |
| 153 Papua New Guinea                   | 0.544                         | 65.7                              | 10.0 <sup>n</sup>                      | 4.6 <sup>j</sup>                   | 3,403 <sup>k</sup>                                | -3                                 | 151      |
| 154 Tanzania (United Republic of)      | 0.538                         | 66.3                              | 8.9 <sup>q</sup>                       | 5.8 <sup>j</sup>                   | 2,655   | 6                                  | 154      |
| 155 Syrian Arab Republic               | 0.536                         | 71.0                              | 8.8                                    | 5.1 <sup>r</sup>                   | 2,337 <sup>s</sup>                                | 8                                  | 153      |
| 156 Zimbabwe                           | 0.535                         | 61.7                              | 10.3                                   | 8.1                                | 1,683   | 17                                 | 155      |
| 157 Nigeria                            | 0.532                         | 53.9                              | 10.0 <sup>q</sup>                      | 6.2 <sup>q</sup>                   | 5,231   | -20                                | 156      |
| 158 Rwanda                             | 0.524                         | 67.5                              | 11.2                                   | 4.1 <sup>f</sup>                   | 1,811   | 11                                 | 157      |
| 159 Lesotho                            | 0.520                         | 54.6                              | 10.6                                   | 6.3 <sup>j</sup>                   | 3,255   | -4                                 | 159      |
| 159 Mauritania                         | 0.520                         | 63.4                              | 8.6                                    | 4.5 <sup>j</sup>                   | 3,592   | -13                                | 159      |
| 161 Madagascar                         | 0.519                         | 66.3                              | 10.6                                   | 6.1 <sup>q</sup>                   | 1,358   | 20                                 | 158      |
| 162 Uganda                             | 0.516                         | 60.2                              | 11.6 <sup>q</sup>                      | 6.1 <sup>q</sup>                   | 1,658   | 13                                 | 162      |
| 163 Benin                              | 0.515                         | 61.2                              | 12.6                                   | 3.6 <sup>o</sup>                   | 2,061   | 2                                  | 161      |
| 164 Senegal                            | 0.505                         | 67.5                              | 9.7                                    | 3.0                                | 2,384   | -2                                 | 165      |
| 165 Comoros                            | 0.503                         | 63.9                              | 11.2                                   | 4.8 <sup>q</sup>                   | 1,399   | 15                                 | 163      |
| 165 Togo                               | 0.503                         | 60.5                              | 12.4 <sup>q</sup>                      | 4.8 <sup>q</sup>                   | 1,453   | 14                                 | 164      |
| 167 Sudan                              | 0.502                         | 64.7                              | 7.4                                    | 3.7 <sup>j</sup>                   | 4,119   | -25                                | 165      |
| 168 Afghanistan                        | 0.498                         | 64.0                              | 10.4                                   | 3.8 <sup>j</sup>                   | 1,824   | 0                                  | 168      |
| 168 Haiti                              | 0.498                         | 63.6                              | 9.3 <sup>n</sup>                       | 5.3 <sup>q</sup>                   | 1,665   | 6                                  | 167      |
| 170 Côte d'Ivoire                      | 0.492                         | 54.1                              | 9.0                                    | 5.2 <sup>j</sup>                   | 3,481   | -22                                | 169      |
| 171 Malawi                             | 0.477                         | 63.7                              | 10.8                                   | 4.5 <sup>j</sup>                   | 1,064   | 14                                 | 170      |
| 172 Djibouti                           | 0.476                         | 62.6                              | 6.2                                    | 4.1 <sup>o</sup>                   | 3,392   | -21                                | 170      |
| 173 Ethiopia                           | 0.463                         | 65.9                              | 8.5 <sup>f</sup>                       | 2.7 <sup>q</sup>                   | 1,719   | -1                                 | 173      |
| 174 Gambia                             | 0.460                         | 61.4                              | 9.2                                    | 3.5 <sup>j</sup>                   | 1,516   | 4                                  | 173      |
| 175 Guinea                             | 0.459                         | 60.6                              | 9.1                                    | 2.6 <sup>q</sup>                   | 2,067   | -11                                | 177      |
| 176 Congo (Democratic Republic of the) | 0.457                         | 60.0                              | 9.8                                    | 6.8 <sup>f</sup>                   | 796   | 12                                 | 176      |
| 177 Guinea-Bissau                      | 0.455                         | 57.8                              | 10.5 <sup>o</sup>                      | 3.0 <sup>o</sup>                   | 1,552   | 0                                  | 175      |
| 178 Yemen                              | 0.452                         | 65.2                              | 9.0 <sup>f</sup>                       | 3.0 <sup>l</sup>                   | 1,239   | 5                                  | 172      |

|   | Human Development Index (HDI) | SDG 3<br>Life expectancy at birth | SDG 4.3<br>Expected years of schooling | SDG 4.6<br>Mean years of schooling | SDG 8.5<br>Gross national income (GNI) per capita | GNI per capita rank minus HDI rank | HDI rank |
|---|-------------------------------|-----------------------------------|--|------------------------------------|---|------------------------------------|----------|
|   | Value                         | (years)                           | (years)                                | (years)                            | (2011 PPP \$)                                     |                                    |          |
| <b>HDI rank</b>   | 2017                          | 2017                              | 2017 <sup>a</sup>                      | 2017 <sup>a</sup>                  | 2017  | 2017                               | 2016     |
| 179 Eritrea   | 0.440                         | 65.5                              | 5.4                                    | 4.0 <sup>n</sup>                   | 1,750 <sup>k</sup>                                | -9                                 | 178      |
| 180 Mozambique  | 0.437                         | 58.9                              | 9.7                                    | 3.5 <sup>f</sup>                   | 1,093   | 4                                  | 179      |
| 181 Liberia   | 0.435                         | 63.0                              | 10.0 <sup>q</sup>                      | 4.7 <sup>j</sup>                   | 667   | 9                                  | 180      |
| 182 Mali  | 0.427                         | 58.5                              | 7.7                                    | 2.3 <sup>f</sup>                   | 1,953   | -16                                | 181      |
| 183 Burkina Faso  | 0.423                         | 60.8                              | 8.5                                    | 1.5 <sup>q</sup>                   | 1,650   | -7                                 | 182      |
| 184 Sierra Leone  | 0.419                         | 52.2                              | 9.8 <sup>q</sup>                       | 3.5 <sup>j</sup>                   | 1,240   | -2                                 | 184      |
| 185 Burundi   | 0.417                         | 57.9                              | 11.7                                   | 3.0 <sup>q</sup>                   | 702   | 4                                  | 183      |
| 186 Chad  | 0.404                         | 53.2                              | 8.0                                    | 2.3 <sup>q</sup>                   | 1,750   | -15                                | 185      |
| 187 South Sudan   | 0.388                         | 57.3                              | 4.9 <sup>q</sup>                       | 4.8                                | 963 <sup>k</sup>                                  | -1                                 | 186      |
| 188 Central African Republic                                  | 0.367                         | 52.9                              | 7.2 <sup>f</sup>                       | 4.3 <sup>j</sup>                   | 663   | 3                                  | 187      |
| 189 Niger   | 0.354                         | 60.4                              | 5.4                                    | 2.0 <sup>j</sup>                   | 906   | -2                                 | 188      |
| <b>OTHER COUNTRIES OR TERRITORIES</b>                         |                               |                                   |  |                                    |   |                                    |          |
| .. Korea (Democratic People's Rep. of)                        | ..                            | 71.9                              | 12.0                                   | ..                                 | ..  | ..                                 | ..       |
| .. Monaco   | ..                            | ..                                | ..                                     | ..                                 | ..  | ..                                 | ..       |
| .. Nauru  | ..                            | ..                                | 10.3                                   | ..                                 | 18,573 <sup>k</sup>                               | ..                                 | ..       |
| .. San Marino   | ..                            | ..                                | 15.1                                   | ..                                 | ..  | ..                                 | ..       |
| .. Somalia  | ..                            | 56.7                              | ..                                     | ..                                 | ..  | ..                                 | ..       |
| .. Tuvalu   | ..                            | ..                                | ..                                     | ..                                 | 5,888 <sup>k</sup>                                | ..                                 | ..       |
| <b>Human development groups</b>                               |                               |                                   |  |                                    |   |                                    |          |
| Very high human development                                   | 0.894                         | 79.5                              | 16.4                                   | 12.2                               | 40,041  | —                                  | —        |
| High human development  | 0.757                         | 76.0                              | 14.1                                   | 8.2                                | 14,999  | —                                  | —        |
| Medium human development                                      | 0.645                         | 69.1                              | 12.0                                   | 6.7                                | 6,849   | —                                  | —        |
| Low human development   | 0.504                         | 60.8                              | 9.4                                    | 4.7                                | 2,521   | —                                  | —        |
| <b>Developing countries</b>                                   | 0.681                         | 70.7                              | 12.2                                   | 7.3                                | 10,055  | —                                  | —        |
| <b>Regions</b>  |                               |                                   |  |                                    |   |                                    |          |
| Arab States   | 0.699                         | 71.5                              | 11.9                                   | 7.0                                | 15,837  | —                                  | —        |
| East Asia and the Pacific                                     | 0.733                         | 74.7                              | 13.3                                   | 7.9                                | 13,688  | —                                  | —        |
| Europe and Central Asia                                       | 0.771                         | 73.4                              | 14.1                                   | 10.3                               | 15,331  | —                                  | —        |
| Latin America and the Caribbean                               | 0.758                         | 75.7                              | 14.4                                   | 8.5                                | 13,671  | —                                  | —        |
| South Asia  | 0.638                         | 69.3                              | 11.9                                   | 6.4                                | 6,473   | —                                  | —        |
| Sub-Saharan Africa  | 0.537                         | 60.7                              | 10.1                                   | 5.6                                | 3,399   | —                                  | —        |
| <b>Least developed countries</b>                              | 0.524                         | 64.8                              | 9.8                                    | 4.7                                | 2,506   | —                                  | —        |
| <b>Small island developing states</b>                         | 0.676                         | 71.0                              | 11.8                                   | 8.2                                | 7,721   | —                                  | —        |
| <b>Organisation for Economic Co-operation and Development</b> | 0.895                         | 80.6                              | 16.2                                   | 12.0                               | 39,595  | —                                  | —        |
| <b>World</b>  | <b>0.728</b>                  | <b>72.2</b>                       | <b>12.7</b>                            | <b>8.4</b>                         | <b>15,295</b>                                     | —                                  | —        |

**NOTES**

- a** Data refer to 2017 or the most recent year available.
- b** In calculating the HDI value, expected years of schooling is capped at 18 years.
- c** Based on data from OECD (2017a).
- d** Based on data from the national statistical office.
- e** In calculating the HDI value, GNI per capita is capped at \$75,000.
- f** Updated by HDRO based on data from UNESCO Institute for Statistics (2018).
- g** Value from UNDESA (2011).
- h** Imputed mean years of schooling for Austria.
- i** Estimated using the purchasing power parity (PPP) rate and projected growth rate of Switzerland.
- j** Based on Barro and Lee (2016).
- k** HDRO estimate based on data from World Bank (2018b) and United Nations Statistics Division (2018b).
- l** Updated by HDRO using Barro and Lee (2016) estimates.
- m** Estimated using the PPP rate and projected growth rate of Spain.
- n** Based on cross-country regression.

- o** Updated by HDRO based on data from United Nations Children's Fund (UNICEF) Multiple Indicator Cluster Surveys for 2006–2017.
- p** Based on a cross-country regression and the projected growth rate from UNECLAC (2018).
- q** Updated by HDRO based on data from ICF Macro Demographic and Health Surveys for 2006–2017.
- r** Updated by HDRO based on Syrian Center for Policy Research (2017).
- s** HDRO estimate based on data from World Bank (2018b), United Nations Statistics Division (2018b) and projected growth rates from UNESCWA (2018).

**DEFINITIONS**

**Human Development Index (HDI):** A composite index measuring average achievement in three basic dimensions of human development—a long and healthy life, knowledge and a decent standard of living. See *Technical note 1* at [http://hdr.undp.org/sites/default/files/hdr2018\\_technical\\_notes.pdf](http://hdr.undp.org/sites/default/files/hdr2018_technical_notes.pdf) for details on how the HDI is calculated.

**Life expectancy at birth:** Number of years a newborn infant could expect to live if prevailing

patterns of age-specific mortality rates at the time of birth stay the same throughout the infant's life.

**Expected years of schooling:** Number of years of schooling that a child of school entrance age can expect to receive if prevailing patterns of age-specific enrolment rates persist throughout the child's life.

**Mean years of schooling:** Average number of years of education received by people ages 25 and older, converted from education attainment levels using official durations of each level.

**Gross national income (GNI) per capita:** Aggregate income of an economy generated by its production and its ownership of factors of production, less the incomes paid for the use of factors of production owned by the rest of the world, converted to international dollars using PPP rates, divided by midyear population.

**GNI per capita rank minus HDI rank:** Difference in ranking by GNI per capita and by HDI value. A negative value means that the country is better ranked by GNI than by HDI value.

**HDI rank for 2016:** Ranking by HDI value for 2016, which was calculated using the same most recently

revised data available in 2018 that were used to calculate HDI values for 2017.

**MAIN DATA SOURCES**

**Columns 1 and 7:** HDRO calculations based on data from UNDESA (2017a), UNESCO Institute for Statistics (2018), United Nations Statistics Division (2018b), World Bank (2018b), Barro and Lee (2016) and IMF (2018).

**Column 2:** UNDESA (2017a).

**Column 3:** UNESCO Institute for Statistics (2018), ICF Macro Demographic and Health Surveys, UNICEF Multiple Indicator Cluster Surveys and OECD (2017a).

**Column 4:** UNESCO Institute for Statistics (2018), Barro and Lee (2016), ICF Macro Demographic and Health Surveys, UNICEF Multiple Indicator Cluster Surveys and OECD (2017a).

**Column 5:** World Bank (2018b), IMF (2018) and United Nations Statistics Division (2018b).

**Column 6:** Calculated based on data in columns 1 and 5.

## Human Development Index trends, 1990–2017

| HDI rank                           | Human Development Index (HDI) |       |       |       |       |       |       |       | Change in              | Average annual HDI growth |           |           |           |      |
|------------------------------------|-------------------------------|-------|-------|-------|-------|-------|-------|-------|------------------------|---------------------------|-----------|-----------|-----------|------|
|                                    | Value                         |       |       |       |       |       |       |       | HDI rank               | (%)                       |           |           |           |      |
|                                    | 1990                          | 2000  | 2010  | 2012  | 2014  | 2015  | 2016  | 2017  | 2012–2017 <sup>a</sup> | 1990–2000                 | 2000–2010 | 2010–2017 | 1990–2017 |      |
| <b>VERY HIGH HUMAN DEVELOPMENT</b> |                               |       |       |       |       |       |       |       |                        |                           |           |           |           |      |
| 1                                  | Norway                        | 0.850 | 0.917 | 0.942 | 0.942 | 0.946 | 0.948 | 0.951 | 0.953                  | 0                         | 0.76      | 0.27      | 0.17      | 0.42 |
| 2                                  | Switzerland                   | 0.832 | 0.889 | 0.932 | 0.935 | 0.939 | 0.942 | 0.943 | 0.944                  | 0                         | 0.67      | 0.47      | 0.18      | 0.47 |
| 3                                  | Australia                     | 0.866 | 0.898 | 0.923 | 0.929 | 0.933 | 0.936 | 0.938 | 0.939                  | 0                         | 0.36      | 0.27      | 0.24      | 0.30 |
| 4                                  | Ireland                       | 0.763 | 0.857 | 0.909 | 0.902 | 0.921 | 0.929 | 0.934 | 0.938                  | 13                        | 1.16      | 0.60      | 0.45      | 0.77 |
| 5                                  | Germany                       | 0.801 | 0.868 | 0.921 | 0.928 | 0.930 | 0.933 | 0.934 | 0.936                  | -1                        | 0.81      | 0.59      | 0.24      | 0.58 |
| 6                                  | Iceland                       | 0.802 | 0.860 | 0.891 | 0.909 | 0.925 | 0.927 | 0.933 | 0.935                  | 5                         | 0.71      | 0.36      | 0.68      | 0.57 |
| 7                                  | Hong Kong, China (SAR)        | 0.781 | 0.827 | 0.901 | 0.911 | 0.923 | 0.927 | 0.930 | 0.933                  | 3                         | 0.58      | 0.87      | 0.49      | 0.66 |
| 7                                  | Sweden                        | 0.816 | 0.897 | 0.905 | 0.908 | 0.920 | 0.929 | 0.932 | 0.933                  | 5                         | 0.96      | 0.09      | 0.43      | 0.50 |
| 9                                  | Singapore                     | 0.718 | 0.819 | 0.909 | 0.920 | 0.928 | 0.929 | 0.930 | 0.932                  | -2                        | 1.33      | 1.05      | 0.36      | 0.97 |
| 10                                 | Netherlands                   | 0.829 | 0.876 | 0.910 | 0.921 | 0.924 | 0.926 | 0.928 | 0.931                  | -4                        | 0.55      | 0.39      | 0.32      | 0.43 |
| 11                                 | Denmark                       | 0.799 | 0.863 | 0.910 | 0.924 | 0.928 | 0.926 | 0.928 | 0.929                  | -6                        | 0.77      | 0.53      | 0.30      | 0.56 |
| 12                                 | Canada                        | 0.849 | 0.867 | 0.902 | 0.908 | 0.918 | 0.920 | 0.922 | 0.926                  | 0                         | 0.21      | 0.39      | 0.38      | 0.32 |
| 13                                 | United States                 | 0.860 | 0.885 | 0.914 | 0.918 | 0.918 | 0.920 | 0.922 | 0.924                  | -5                        | 0.28      | 0.32      | 0.16      | 0.27 |
| 14                                 | United Kingdom                | 0.775 | 0.867 | 0.905 | 0.898 | 0.919 | 0.918 | 0.920 | 0.922                  | 5                         | 1.13      | 0.43      | 0.25      | 0.64 |
| 15                                 | Finland                       | 0.784 | 0.858 | 0.903 | 0.908 | 0.914 | 0.915 | 0.918 | 0.920                  | -3                        | 0.90      | 0.52      | 0.25      | 0.59 |
| 16                                 | New Zealand                   | 0.818 | 0.869 | 0.899 | 0.905 | 0.910 | 0.914 | 0.915 | 0.917                  | -1                        | 0.61      | 0.35      | 0.28      | 0.42 |
| 17                                 | Belgium                       | 0.806 | 0.873 | 0.903 | 0.905 | 0.909 | 0.913 | 0.915 | 0.916                  | -2                        | 0.80      | 0.33      | 0.21      | 0.47 |
| 17                                 | Liechtenstein                 | ..    | 0.862 | 0.904 | 0.913 | 0.911 | 0.912 | 0.915 | 0.916                  | -8                        | ..        | 0.48      | 0.19      | ..   |
| 19                                 | Japan                         | 0.816 | 0.855 | 0.885 | 0.895 | 0.903 | 0.905 | 0.907 | 0.909                  | 1                         | 0.48      | 0.34      | 0.39      | 0.40 |
| 20                                 | Austria                       | 0.795 | 0.838 | 0.895 | 0.899 | 0.901 | 0.903 | 0.906 | 0.908                  | -2                        | 0.53      | 0.66      | 0.20      | 0.49 |
| 21                                 | Luxembourg                    | 0.782 | 0.855 | 0.889 | 0.892 | 0.895 | 0.899 | 0.903 | 0.904                  | 1                         | 0.89      | 0.39      | 0.24      | 0.54 |
| 22                                 | Israel                        | 0.792 | 0.853 | 0.887 | 0.893 | 0.899 | 0.901 | 0.902 | 0.903                  | -1                        | 0.75      | 0.39      | 0.26      | 0.49 |
| 22                                 | Korea (Republic of)           | 0.728 | 0.817 | 0.884 | 0.890 | 0.896 | 0.898 | 0.900 | 0.903                  | 1                         | 1.17      | 0.79      | 0.30      | 0.80 |
| 24                                 | France                        | 0.779 | 0.849 | 0.882 | 0.886 | 0.894 | 0.898 | 0.899 | 0.901                  | 0                         | 0.86      | 0.38      | 0.31      | 0.54 |
| 25                                 | Slovenia                      | 0.767 | 0.825 | 0.882 | 0.877 | 0.887 | 0.889 | 0.894 | 0.896                  | 0                         | 0.73      | 0.68      | 0.23      | 0.58 |
| 26                                 | Spain                         | 0.754 | 0.825 | 0.865 | 0.873 | 0.880 | 0.885 | 0.889 | 0.891                  | 1                         | 0.90      | 0.47      | 0.43      | 0.62 |
| 27                                 | Czechia                       | 0.730 | 0.796 | 0.862 | 0.865 | 0.879 | 0.882 | 0.885 | 0.888                  | 1                         | 0.86      | 0.80      | 0.42      | 0.72 |
| 28                                 | Italy                         | 0.769 | 0.830 | 0.870 | 0.874 | 0.874 | 0.876 | 0.878 | 0.880                  | -2                        | 0.76      | 0.48      | 0.15      | 0.50 |
| 29                                 | Malta                         | 0.740 | 0.783 | 0.843 | 0.849 | 0.862 | 0.871 | 0.875 | 0.878                  | 4                         | 0.56      | 0.74      | 0.59      | 0.64 |
| 30                                 | Estonia                       | 0.733 | 0.780 | 0.845 | 0.859 | 0.864 | 0.866 | 0.868 | 0.871                  | -1                        | 0.63      | 0.79      | 0.44      | 0.64 |
| 31                                 | Greece                        | 0.753 | 0.796 | 0.856 | 0.854 | 0.864 | 0.866 | 0.868 | 0.870                  | -1                        | 0.56      | 0.72      | 0.24      | 0.54 |
| 32                                 | Cyprus                        | 0.732 | 0.802 | 0.850 | 0.852 | 0.856 | 0.860 | 0.867 | 0.869                  | -1                        | 0.91      | 0.59      | 0.31      | 0.64 |
| 33                                 | Poland                        | 0.712 | 0.785 | 0.835 | 0.836 | 0.842 | 0.855 | 0.860 | 0.865                  | 5                         | 0.98      | 0.62      | 0.50      | 0.72 |
| 34                                 | United Arab Emirates          | 0.727 | 0.798 | 0.836 | 0.846 | 0.855 | 0.860 | 0.862 | 0.863                  | 1                         | 0.94      | 0.47      | 0.45      | 0.64 |
| 35                                 | Andorra                       | ..    | 0.759 | 0.828 | 0.849 | 0.853 | 0.854 | 0.856 | 0.858                  | -2                        | ..        | 0.88      | 0.51      | ..   |
| 35                                 | Lithuania                     | 0.732 | 0.756 | 0.824 | 0.831 | 0.851 | 0.852 | 0.855 | 0.858                  | 5                         | 0.33      | 0.87      | 0.58      | 0.59 |
| 37                                 | Qatar                         | 0.754 | 0.810 | 0.825 | 0.844 | 0.853 | 0.854 | 0.855 | 0.856                  | -1                        | 0.72      | 0.19      | 0.52      | 0.47 |
| 38                                 | Slovakia                      | 0.739 | 0.764 | 0.829 | 0.842 | 0.845 | 0.851 | 0.853 | 0.855                  | -1                        | 0.33      | 0.83      | 0.44      | 0.54 |
| 39                                 | Brunei Darussalam             | 0.782 | 0.819 | 0.842 | 0.852 | 0.853 | 0.852 | 0.852 | 0.853                  | -8                        | 0.46      | 0.28      | 0.19      | 0.32 |
| 39                                 | Saudi Arabia                  | 0.697 | 0.743 | 0.808 | 0.835 | 0.852 | 0.854 | 0.854 | 0.853                  | 0                         | 0.64      | 0.84      | 0.78      | 0.75 |
| 41                                 | Latvia                        | 0.704 | 0.728 | 0.816 | 0.824 | 0.838 | 0.841 | 0.844 | 0.847                  | 2                         | 0.33      | 1.15      | 0.53      | 0.69 |
| 41                                 | Portugal                      | 0.711 | 0.785 | 0.822 | 0.829 | 0.839 | 0.842 | 0.845 | 0.847                  | 1                         | 0.98      | 0.46      | 0.44      | 0.65 |
| 43                                 | Bahrain                       | 0.746 | 0.792 | 0.796 | 0.800 | 0.810 | 0.832 | 0.846 | 0.846                  | 7                         | 0.60      | 0.06      | 0.87      | 0.47 |
| 44                                 | Chile                         | 0.701 | 0.759 | 0.808 | 0.819 | 0.833 | 0.840 | 0.842 | 0.843                  | 0                         | 0.80      | 0.62      | 0.61      | 0.68 |
| 45                                 | Hungary                       | 0.704 | 0.769 | 0.823 | 0.830 | 0.833 | 0.834 | 0.835 | 0.838                  | -4                        | 0.89      | 0.68      | 0.26      | 0.65 |
| 46                                 | Croatia                       | 0.670 | 0.750 | 0.808 | 0.816 | 0.824 | 0.827 | 0.828 | 0.831                  | 0                         | 1.14      | 0.75      | 0.40      | 0.80 |
| 47                                 | Argentina                     | 0.704 | 0.771 | 0.813 | 0.818 | 0.820 | 0.822 | 0.822 | 0.825                  | -2                        | 0.91      | 0.54      | 0.20      | 0.59 |
| 48                                 | Oman                          | ..    | 0.704 | 0.793 | 0.804 | 0.815 | 0.822 | 0.822 | 0.821                  | 0                         | ..        | 1.19      | 0.50      | ..   |
| 49                                 | Russian Federation            | 0.734 | 0.720 | 0.780 | 0.798 | 0.807 | 0.813 | 0.815 | 0.816                  | 3                         | -0.18     | 0.80      | 0.66      | 0.40 |
| 50                                 | Montenegro                    | ..    | ..    | 0.793 | 0.800 | 0.805 | 0.809 | 0.810 | 0.814                  | 0                         | ..        | ..        | 0.36      | ..   |
| 51                                 | Bulgaria                      | 0.694 | 0.712 | 0.779 | 0.786 | 0.797 | 0.807 | 0.810 | 0.813                  | 6                         | 0.26      | 0.90      | 0.61      | 0.59 |
| 52                                 | Romania                       | 0.701 | 0.709 | 0.797 | 0.795 | 0.802 | 0.805 | 0.807 | 0.811                  | 2                         | 0.11      | 1.18      | 0.25      | 0.54 |
| 53                                 | Belarus                       | ..    | 0.683 | 0.792 | 0.803 | 0.807 | 0.805 | 0.805 | 0.808                  | -4                        | ..        | 1.49      | 0.29      | ..   |
| 54                                 | Bahamas                       | ..    | 0.776 | 0.789 | 0.807 | 0.807 | 0.807 | 0.806 | 0.807                  | -7                        | ..        | 0.17      | 0.32      | ..   |
| 55                                 | Uruguay                       | 0.692 | 0.742 | 0.773 | 0.790 | 0.801 | 0.800 | 0.802 | 0.804                  | 1                         | 0.70      | 0.40      | 0.57      | 0.56 |
| 56                                 | Kuwait                        | 0.713 | 0.786 | 0.792 | 0.796 | 0.799 | 0.802 | 0.804 | 0.803                  | -3                        | 0.99      | 0.07      | 0.20      | 0.44 |
| 57                                 | Malaysia                      | 0.643 | 0.725 | 0.772 | 0.781 | 0.790 | 0.795 | 0.799 | 0.802                  | 1                         | 1.20      | 0.63      | 0.54      | 0.82 |
| 58                                 | Barbados                      | 0.716 | 0.752 | 0.782 | 0.795 | 0.796 | 0.797 | 0.799 | 0.800                  | -4                        | 0.49      | 0.39      | 0.34      | 0.41 |
| 58                                 | Kazakhstan                    | 0.690 | 0.685 | 0.765 | 0.781 | 0.793 | 0.797 | 0.797 | 0.800                  | 0                         | -0.07     | 1.12      | 0.64      | 0.55 |

| HDI rank                        | Human Development Index (HDI)             |       |       |       |       |       |       |       | Change in HDI rank     | Average annual HDI growth |           |           |           |      |
|---------------------------------|---|-------|-------|-------|-------|-------|-------|-------|------------------------|---------------------------|-----------|-----------|-----------|------|
|                                 | Value                                     |       |       |       |       |       |       |       |                        | (%)                       |           |           |           |      |
|                                 | 1990                                      | 2000  | 2010  | 2012  | 2014  | 2015  | 2016  | 2017  | 2012–2017 <sup>a</sup> | 1990–2000                 | 2000–2010 | 2010–2017 | 1990–2017 |      |
| <b>HIGH HUMAN DEVELOPMENT</b>   |   |       |       |       |       |       |       |       |                        |                           |           |           |           |      |
| 60                              | Iran (Islamic Republic of)                | 0.577 | 0.670 | 0.755 | 0.781 | 0.788 | 0.789 | 0.796 | 0.798                  | -2                        | 1.52      | 1.20      | 0.79      | 1.21 |
| 60                              | Palau                                     | ..    | 0.743 | 0.769 | 0.778 | 0.786 | 0.793 | 0.798 | 0.798                  | 1                         | ..        | 0.34      | 0.54      | ..   |
| 62                              | Seychelles                                | ..    | 0.718 | 0.747 | 0.770 | 0.786 | 0.791 | 0.793 | 0.797                  | 4                         | ..        | 0.39      | 0.92      | ..   |
| 63                              | Costa Rica                                | 0.656 | 0.711 | 0.754 | 0.772 | 0.780 | 0.788 | 0.791 | 0.794                  | 1                         | 0.81      | 0.59      | 0.74      | 0.71 |
| 64                              | Turkey                                    | 0.579 | 0.655 | 0.734 | 0.760 | 0.778 | 0.783 | 0.787 | 0.791                  | 8                         | 1.26      | 1.14      | 1.06      | 1.16 |
| 65                              | Mauritius                                 | 0.619 | 0.673 | 0.749 | 0.767 | 0.782 | 0.782 | 0.788 | 0.790                  | 3                         | 0.84      | 1.06      | 0.78      | 0.91 |
| 66                              | Panama                                    | 0.659 | 0.719 | 0.758 | 0.771 | 0.781 | 0.781 | 0.785 | 0.789                  | -1                        | 0.87      | 0.53      | 0.58      | 0.67 |
| 67                              | Serbia                                    | 0.718 | 0.711 | 0.759 | 0.768 | 0.775 | 0.780 | 0.785 | 0.787                  | 0                         | -0.11     | 0.66      | 0.52      | 0.34 |
| 68                              | Albania                                   | 0.645 | 0.669 | 0.741 | 0.767 | 0.773 | 0.776 | 0.782 | 0.785                  | 0                         | 0.37      | 1.02      | 0.83      | 0.73 |
| 69                              | Trinidad and Tobago                       | 0.672 | 0.716 | 0.775 | 0.774 | 0.779 | 0.783 | 0.785 | 0.784                  | -7                        | 0.64      | 0.80      | 0.16      | 0.57 |
| 70                              | Antigua and Barbuda                       | ..    | ..    | 0.766 | 0.765 | 0.770 | 0.775 | 0.778 | 0.780                  | 1                         | ..        | ..        | 0.25      | ..   |
| 70                              | Georgia                                   | ..    | 0.673 | 0.735 | 0.750 | 0.765 | 0.771 | 0.776 | 0.780                  | 7                         | ..        | 0.88      | 0.85      | ..   |
| 72                              | Saint Kitts and Nevis                     | ..    | ..    | 0.745 | 0.756 | 0.770 | 0.773 | 0.774 | 0.778                  | 3                         | ..        | ..        | 0.62      | ..   |
| 73                              | Cuba                                      | 0.676 | 0.686 | 0.779 | 0.767 | 0.768 | 0.772 | 0.774 | 0.777                  | -5                        | 0.15      | 1.28      | -0.03     | 0.52 |
| 74                              | Mexico                                    | 0.650 | 0.702 | 0.743 | 0.757 | 0.761 | 0.767 | 0.772 | 0.774                  | -1                        | 0.78      | 0.57      | 0.58      | 0.65 |
| 75                              | Grenada                                   | ..    | ..    | 0.743 | 0.749 | 0.761 | 0.767 | 0.770 | 0.772                  | 3                         | ..        | ..        | 0.55      | ..   |
| 76                              | Sri Lanka                                 | 0.625 | 0.685 | 0.745 | 0.757 | 0.763 | 0.766 | 0.768 | 0.770                  | -3                        | 0.93      | 0.84      | 0.47      | 0.78 |
| 77                              | Bosnia and Herzegovina                    | ..    | 0.672 | 0.713 | 0.739 | 0.754 | 0.755 | 0.766 | 0.768                  | 7                         | ..        | 0.60      | 1.07      | ..   |
| 78                              | Venezuela (Bolivarian Republic of)        | 0.634 | 0.672 | 0.759 | 0.774 | 0.778 | 0.775 | 0.766 | 0.761                  | -16                       | 0.58      | 1.22      | 0.04      | 0.68 |
| 79                              | Brazil                                    | 0.611 | 0.684 | 0.727 | 0.736 | 0.752 | 0.757 | 0.758 | 0.759                  | 7                         | 1.14      | 0.60      | 0.63      | 0.81 |
| 80                              | Azerbaijan                                | ..    | 0.640 | 0.740 | 0.745 | 0.758 | 0.758 | 0.757 | 0.757                  | -1                        | ..        | 1.47      | 0.32      | ..   |
| 80                              | Lebanon                                   | ..    | ..    | 0.758 | 0.751 | 0.751 | 0.752 | 0.753 | 0.757                  | -4                        | ..        | ..        | -0.03     | ..   |
| 80                              | The former Yugoslav Republic of Macedonia | ..    | 0.669 | 0.735 | 0.740 | 0.747 | 0.754 | 0.756 | 0.757                  | 2                         | ..        | 0.94      | 0.42      | ..   |
| 83                              | Armenia                                   | 0.631 | 0.647 | 0.728 | 0.737 | 0.745 | 0.748 | 0.749 | 0.755                  | 2                         | 0.26      | 1.17      | 0.53      | 0.67 |
| 83                              | Thailand                                  | 0.574 | 0.649 | 0.724 | 0.731 | 0.735 | 0.741 | 0.748 | 0.755                  | 4                         | 1.24      | 1.10      | 0.59      | 1.02 |
| 85                              | Algeria                                   | 0.577 | 0.644 | 0.729 | 0.740 | 0.747 | 0.749 | 0.752 | 0.754                  | -3                        | 1.10      | 1.24      | 0.49      | 0.99 |
| 86                              | China                                     | 0.502 | 0.594 | 0.706 | 0.722 | 0.738 | 0.743 | 0.748 | 0.752                  | 7                         | 1.69      | 1.75      | 0.90      | 1.51 |
| 86                              | Ecuador                                   | 0.643 | 0.670 | 0.715 | 0.726 | 0.742 | 0.743 | 0.749 | 0.752                  | 4                         | 0.41      | 0.66      | 0.72      | 0.58 |
| 88                              | Ukraine                                   | 0.705 | 0.671 | 0.733 | 0.743 | 0.748 | 0.743 | 0.746 | 0.751                  | -8                        | -0.50     | 0.88      | 0.34      | 0.23 |
| 89                              | Peru                                      | 0.611 | 0.678 | 0.717 | 0.729 | 0.746 | 0.745 | 0.748 | 0.750                  | 0                         | 1.04      | 0.56      | 0.64      | 0.76 |
| 90                              | Colombia                                  | 0.592 | 0.653 | 0.719 | 0.725 | 0.738 | 0.742 | 0.747 | 0.747                  | 2                         | 0.98      | 0.96      | 0.55      | 0.86 |
| 90                              | Saint Lucia                               | ..    | 0.690 | 0.731 | 0.730 | 0.737 | 0.744 | 0.745 | 0.747                  | -2                        | ..        | 0.57      | 0.32      | ..   |
| 92                              | Fiji                                      | 0.643 | 0.683 | 0.711 | 0.719 | 0.730 | 0.738 | 0.738 | 0.741                  | 5                         | 0.61      | 0.40      | 0.59      | 0.53 |
| 92                              | Mongolia                                  | 0.579 | 0.589 | 0.697 | 0.720 | 0.734 | 0.737 | 0.743 | 0.741                  | 4                         | 0.17      | 1.70      | 0.87      | 0.92 |
| 94                              | Dominican Republic                        | 0.598 | 0.657 | 0.702 | 0.710 | 0.718 | 0.729 | 0.733 | 0.736                  | 8                         | 0.94      | 0.68      | 0.66      | 0.77 |
| 95                              | Jordan                                    | 0.617 | 0.702 | 0.728 | 0.726 | 0.730 | 0.733 | 0.735 | 0.735                  | -5                        | 1.31      | 0.36      | 0.14      | 0.65 |
| 95                              | Tunisia                                   | 0.569 | 0.653 | 0.716 | 0.719 | 0.725 | 0.728 | 0.732 | 0.735                  | 2                         | 1.39      | 0.91      | 0.38      | 0.95 |
| 97                              | Jamaica                                   | 0.638 | 0.662 | 0.712 | 0.721 | 0.728 | 0.730 | 0.732 | 0.732                  | -3                        | 0.37      | 0.74      | 0.40      | 0.51 |
| 98                              | Tonga                                     | 0.648 | 0.673 | 0.712 | 0.717 | 0.717 | 0.721 | 0.724 | 0.726                  | 2                         | 0.38      | 0.56      | 0.28      | 0.42 |
| 99                              | Saint Vincent and the Grenadines          | ..    | 0.673 | 0.715 | 0.718 | 0.720 | 0.720 | 0.721 | 0.723                  | 0                         | ..        | 0.60      | 0.15      | ..   |
| 100                             | Suriname                                  | ..    | ..    | 0.703 | 0.711 | 0.718 | 0.721 | 0.719 | 0.720                  | 1                         | ..        | ..        | 0.33      | ..   |
| 101                             | Botswana                                  | 0.581 | 0.565 | 0.660 | 0.683 | 0.701 | 0.706 | 0.712 | 0.717                  | 8                         | -0.28     | 1.57      | 1.18      | 0.78 |
| 101                             | Maldives                                  | ..    | 0.606 | 0.671 | 0.688 | 0.705 | 0.710 | 0.712 | 0.717                  | 4                         | ..        | 1.03      | 0.96      | ..   |
| 103                             | Dominica                                  | ..    | 0.693 | 0.722 | 0.721 | 0.724 | 0.721 | 0.718 | 0.715                  | -9                        | ..        | 0.41      | -0.13     | ..   |
| 104                             | Samoa                                     | 0.620 | 0.647 | 0.693 | 0.697 | 0.703 | 0.706 | 0.711 | 0.713                  | 0                         | 0.42      | 0.69      | 0.41      | 0.52 |
| 105                             | Uzbekistan                                | ..    | 0.595 | 0.666 | 0.683 | 0.695 | 0.698 | 0.703 | 0.710                  | 4                         | ..        | 1.14      | 0.91      | ..   |
| 106                             | Belize                                    | 0.644 | 0.677 | 0.699 | 0.706 | 0.706 | 0.709 | 0.709 | 0.708                  | -3                        | 0.51      | 0.31      | 0.18      | 0.35 |
| 106                             | Marshall Islands                          | ..    | ..    | ..    | ..    | ..    | ..    | ..    | 0.708                  | ..                        | ..        | ..        | ..        | ..   |
| 108                             | Libya                                     | 0.677 | 0.727 | 0.755 | 0.741 | 0.695 | 0.694 | 0.693 | 0.706                  | -26                       | 0.72      | 0.38      | -0.97     | 0.15 |
| 108                             | Turkmenistan                              | ..    | ..    | 0.673 | 0.686 | 0.697 | 0.701 | 0.705 | 0.706                  | 0                         | ..        | ..        | 0.68      | ..   |
| 110                             | Gabon                                     | 0.620 | 0.633 | 0.665 | 0.678 | 0.693 | 0.694 | 0.698 | 0.702                  | 3                         | 0.20      | 0.51      | 0.77      | 0.46 |
| 110                             | Paraguay                                  | 0.580 | 0.624 | 0.675 | 0.680 | 0.698 | 0.702 | 0.702 | 0.702                  | 2                         | 0.73      | 0.79      | 0.57      | 0.71 |
| 112                             | Moldova (Republic of)                     | 0.651 | 0.597 | 0.670 | 0.684 | 0.696 | 0.693 | 0.697 | 0.700                  | -3                        | -0.86     | 1.15      | 0.62      | 0.27 |
| <b>MEDIUM HUMAN DEVELOPMENT</b> |   |       |       |       |       |       |       |       |                        |                           |           |           |           |      |
| 113                             | Philippines                               | 0.586 | 0.624 | 0.665 | 0.677 | 0.689 | 0.693 | 0.696 | 0.699                  | 1                         | 0.64      | 0.64      | 0.71      | 0.66 |
| 113                             | South Africa                              | 0.618 | 0.630 | 0.649 | 0.664 | 0.685 | 0.692 | 0.696 | 0.699                  | 6                         | 0.19      | 0.30      | 1.06      | 0.46 |
| 115                             | Egypt                                     | 0.546 | 0.611 | 0.665 | 0.675 | 0.683 | 0.691 | 0.694 | 0.696                  | 0                         | 1.12      | 0.86      | 0.64      | 0.90 |
| 116                             | Indonesia                                 | 0.528 | 0.606 | 0.661 | 0.675 | 0.683 | 0.686 | 0.691 | 0.694                  | -1                        | 1.39      | 0.88      | 0.69      | 1.02 |
| 116                             | Viet Nam                                  | 0.475 | 0.579 | 0.654 | 0.670 | 0.678 | 0.684 | 0.689 | 0.694                  | 1                         | 1.99      | 1.23      | 0.85      | 1.41 |

**TABLE 2 HUMAN DEVELOPMENT INDEX TRENDS, 1990–2017**

| HDI rank                     | Human Development Index (HDI)      |       |       |       |       |       |       |       | Change in              | Average annual HDI growth |           |           |           |      |
|------------------------------|------------------------------------|-------|-------|-------|-------|-------|-------|-------|------------------------|---------------------------|-----------|-----------|-----------|------|
|                              | Value                              |       |       |       |       |       |       |       | HDI rank               | (%)                       |           |           |           |      |
|                              | 1990                               | 2000  | 2010  | 2012  | 2014  | 2015  | 2016  | 2017  | 2012–2017 <sup>a</sup> | 1990–2000                 | 2000–2010 | 2010–2017 | 1990–2017 |      |
| 118                          | Bolivia (Plurinational State of)   | 0.536 | 0.608 | 0.649 | 0.662 | 0.675 | 0.681 | 0.689 | 0.693                  | 2                         | 1.27      | 0.66      | 0.94      | 0.96 |
| 119                          | Palestine, State of                | ..    | ..    | 0.672 | 0.687 | 0.679 | 0.687 | 0.689 | 0.686                  | -12                       | ..        | ..        | 0.30      | ..   |
| 120                          | Iraq                               | 0.572 | 0.607 | 0.649 | 0.659 | 0.666 | 0.668 | 0.672 | 0.685                  | 1                         | 0.60      | 0.67      | 0.77      | 0.67 |
| 121                          | El Salvador                        | 0.529 | 0.615 | 0.671 | 0.670 | 0.670 | 0.674 | 0.679 | 0.674                  | -4                        | 1.52      | 0.88      | 0.07      | 0.90 |
| 122                          | Kyrgyzstan                         | 0.618 | 0.594 | 0.636 | 0.649 | 0.663 | 0.666 | 0.669 | 0.672                  | 0                         | -0.39     | 0.69      | 0.79      | 0.31 |
| 123                          | Morocco                            | 0.458 | 0.530 | 0.616 | 0.635 | 0.650 | 0.655 | 0.662 | 0.667                  | 3                         | 1.47      | 1.51      | 1.13      | 1.40 |
| 124                          | Nicaragua                          | 0.489 | 0.570 | 0.621 | 0.633 | 0.649 | 0.652 | 0.657 | 0.658                  | 3                         | 1.54      | 0.87      | 0.82      | 1.10 |
| 125                          | Cabo Verde                         | ..    | 0.570 | 0.629 | 0.636 | 0.644 | 0.647 | 0.652 | 0.654                  | 0                         | ..        | 0.99      | 0.56      | ..   |
| 125                          | Guyana                             | 0.538 | 0.604 | 0.630 | 0.642 | 0.648 | 0.651 | 0.652 | 0.654                  | -2                        | 1.18      | 0.42      | 0.52      | 0.73 |
| 127                          | Guatemala                          | 0.478 | 0.546 | 0.611 | 0.613 | 0.643 | 0.645 | 0.649 | 0.650                  | 4                         | 1.35      | 1.13      | 0.89      | 1.15 |
| 127                          | Tajikistan                         | 0.623 | 0.550 | 0.634 | 0.642 | 0.645 | 0.645 | 0.647 | 0.650                  | -4                        | -1.23     | 1.43      | 0.36      | 0.16 |
| 129                          | Namibia                            | 0.579 | 0.558 | 0.594 | 0.617 | 0.636 | 0.642 | 0.645 | 0.647                  | 0                         | -0.37     | 0.63      | 1.21      | 0.41 |
| 130                          | India                              | 0.427 | 0.493 | 0.581 | 0.600 | 0.618 | 0.627 | 0.636 | 0.640                  | 2                         | 1.45      | 1.64      | 1.40      | 1.51 |
| 131                          | Micronesia (Federated States of)   | ..    | 0.552 | 0.608 | 0.616 | 0.618 | 0.627 | 0.627 | 0.627                  | -1                        | ..        | 0.98      | 0.44      | ..   |
| 132                          | Timor-Leste                        | ..    | 0.507 | 0.619 | 0.599 | 0.610 | 0.630 | 0.631 | 0.625                  | 1                         | ..        | 2.02      | 0.13      | ..   |
| 133                          | Honduras                           | 0.506 | 0.554 | 0.596 | 0.597 | 0.603 | 0.609 | 0.614 | 0.617                  | 2                         | 0.92      | 0.72      | 0.50      | 0.74 |
| 134                          | Bhutan                             | ..    | ..    | 0.566 | 0.585 | 0.599 | 0.603 | 0.609 | 0.612                  | 4                         | ..        | ..        | 1.14      | ..   |
| 134                          | Kiribati                           | ..    | 0.552 | 0.590 | 0.598 | 0.616 | 0.621 | 0.610 | 0.612                  | 0                         | ..        | 0.67      | 0.53      | ..   |
| 136                          | Bangladesh                         | 0.387 | 0.468 | 0.545 | 0.566 | 0.583 | 0.592 | 0.597 | 0.608                  | 7                         | 1.93      | 1.54      | 1.57      | 1.69 |
| 137                          | Congo                              | 0.536 | 0.490 | 0.557 | 0.573 | 0.595 | 0.613 | 0.612 | 0.606                  | 2                         | -0.91     | 1.30      | 1.21      | 0.46 |
| 138                          | Vanuatu                            | ..    | ..    | 0.591 | 0.592 | 0.598 | 0.599 | 0.600 | 0.603                  | -2                        | ..        | ..        | 0.28      | ..   |
| 139                          | Lao People's Democratic Republic   | 0.400 | 0.466 | 0.546 | 0.569 | 0.586 | 0.593 | 0.598 | 0.601                  | 2                         | 1.53      | 1.59      | 1.39      | 1.52 |
| 140                          | Ghana                              | 0.455 | 0.484 | 0.554 | 0.570 | 0.576 | 0.585 | 0.588 | 0.592                  | 0                         | 0.62      | 1.36      | 0.94      | 0.98 |
| 141                          | Equatorial Guinea                  | ..    | 0.516 | 0.581 | 0.589 | 0.590 | 0.593 | 0.592 | 0.591                  | -4                        | ..        | 1.19      | 0.23      | ..   |
| 142                          | Kenya                              | 0.468 | 0.451 | 0.543 | 0.559 | 0.572 | 0.578 | 0.585 | 0.590                  | 3                         | -0.38     | 1.88      | 1.18      | 0.86 |
| 143                          | Sao Tome and Principe              | 0.452 | 0.490 | 0.542 | 0.551 | 0.567 | 0.580 | 0.584 | 0.589                  | 4                         | 0.80      | 1.01      | 1.21      | 0.98 |
| 144                          | Eswatini (Kingdom of)              | 0.536 | 0.471 | 0.538 | 0.561 | 0.580 | 0.584 | 0.586 | 0.588                  | 0                         | -1.28     | 1.34      | 1.28      | 0.35 |
| 144                          | Zambia                             | 0.401 | 0.432 | 0.544 | 0.569 | 0.580 | 0.583 | 0.586 | 0.588                  | -3                        | 0.76      | 2.34      | 1.11      | 1.43 |
| 146                          | Cambodia                           | 0.364 | 0.420 | 0.537 | 0.553 | 0.566 | 0.571 | 0.576 | 0.582                  | 0                         | 1.44      | 2.49      | 1.15      | 1.75 |
| 147                          | Angola                             | ..    | 0.387 | 0.520 | 0.543 | 0.564 | 0.572 | 0.577 | 0.581                  | 3                         | ..        | 3.00      | 1.59      | ..   |
| 148                          | Myanmar                            | 0.358 | 0.431 | 0.530 | 0.549 | 0.564 | 0.569 | 0.574 | 0.578                  | 0                         | 1.86      | 2.09      | 1.25      | 1.79 |
| 149                          | Nepal                              | 0.378 | 0.446 | 0.529 | 0.548 | 0.560 | 0.566 | 0.569 | 0.574                  | 0                         | 1.66      | 1.72      | 1.19      | 1.56 |
| 150                          | Pakistan                           | 0.404 | 0.450 | 0.526 | 0.535 | 0.548 | 0.551 | 0.560 | 0.562                  | 1                         | 1.08      | 1.57      | 0.95      | 1.23 |
| 151                          | Cameroon                           | 0.440 | 0.431 | 0.506 | 0.526 | 0.543 | 0.548 | 0.553 | 0.556                  | 3                         | -0.21     | 1.61      | 1.35      | 0.87 |
| <b>LOW HUMAN DEVELOPMENT</b> |                                    |       |       |       |       |       |       |       |                        |                           |           |           |           |      |
| 152                          | Solomon Islands                    | ..    | 0.450 | 0.507 | 0.529 | 0.539 | 0.546 | 0.543 | 0.546                  | 1                         | ..        | 1.19      | 1.07      | ..   |
| 153                          | Papua New Guinea                   | 0.380 | 0.449 | 0.520 | 0.530 | 0.536 | 0.542 | 0.543 | 0.544                  | -1                        | 1.70      | 1.48      | 0.64      | 1.34 |
| 154                          | Tanzania (United Republic of)      | 0.370 | 0.395 | 0.493 | 0.506 | 0.515 | 0.528 | 0.533 | 0.538                  | 3                         | 0.65      | 2.24      | 1.25      | 1.39 |
| 155                          | Syrian Arab Republic               | ..    | 0.590 | 0.644 | 0.631 | 0.550 | 0.538 | 0.536 | 0.536                  | -27                       | ..        | 0.88      | -2.60     | ..   |
| 156                          | Zimbabwe                           | 0.491 | 0.440 | 0.467 | 0.505 | 0.525 | 0.529 | 0.532 | 0.535                  | 2                         | -1.07     | 0.59      | 1.95      | 0.32 |
| 157                          | Nigeria                            | ..    | ..    | 0.484 | 0.512 | 0.524 | 0.527 | 0.530 | 0.532                  | -2                        | ..        | ..        | 1.36      | ..   |
| 158                          | Rwanda                             | 0.250 | 0.335 | 0.485 | 0.500 | 0.509 | 0.510 | 0.520 | 0.524                  | 3                         | 2.98      | 3.77      | 1.11      | 2.78 |
| 159                          | Lesotho                            | 0.499 | 0.467 | 0.493 | 0.505 | 0.509 | 0.511 | 0.516 | 0.520                  | -1                        | -0.66     | 0.54      | 0.77      | 0.15 |
| 159                          | Mauritania                         | 0.374 | 0.442 | 0.486 | 0.499 | 0.514 | 0.514 | 0.516 | 0.520                  | 3                         | 1.69      | 0.96      | 0.95      | 1.22 |
| 161                          | Madagascar                         | ..    | 0.456 | 0.504 | 0.507 | 0.512 | 0.514 | 0.517 | 0.519                  | -5                        | ..        | 1.01      | 0.43      | ..   |
| 162                          | Uganda                             | 0.311 | 0.398 | 0.486 | 0.492 | 0.500 | 0.505 | 0.508 | 0.516                  | 2                         | 2.51      | 2.02      | 0.86      | 1.90 |
| 163                          | Benin                              | 0.348 | 0.398 | 0.473 | 0.489 | 0.505 | 0.508 | 0.512 | 0.515                  | 2                         | 1.36      | 1.74      | 1.22      | 1.46 |
| 164                          | Senegal                            | 0.367 | 0.380 | 0.456 | 0.476 | 0.486 | 0.492 | 0.499 | 0.505                  | 5                         | 0.36      | 1.84      | 1.47      | 1.20 |
| 165                          | Comoros                            | ..    | ..    | 0.482 | 0.493 | 0.501 | 0.502 | 0.502 | 0.503                  | -2                        | ..        | ..        | 0.63      | ..   |
| 165                          | Togo                               | 0.405 | 0.425 | 0.456 | 0.466 | 0.481 | 0.495 | 0.500 | 0.503                  | 5                         | 0.50      | 0.71      | 1.41      | 0.81 |
| 167                          | Sudan                              | 0.331 | 0.402 | 0.470 | 0.485 | 0.492 | 0.497 | 0.499 | 0.502                  | -1                        | 1.96      | 1.58      | 0.95      | 1.56 |
| 168                          | Afghanistan                        | ..    | ..    | 0.463 | 0.482 | 0.491 | 0.493 | 0.494 | 0.498                  | -1                        | ..        | ..        | 1.05      | ..   |
| 168                          | Haiti                              | 0.409 | 0.442 | 0.470 | 0.481 | 0.490 | 0.493 | 0.496 | 0.498                  | 0                         | 0.78      | 0.61      | 0.83      | 0.73 |
| 170                          | Côte d'Ivoire                      | 0.388 | 0.394 | 0.442 | 0.454 | 0.465 | 0.478 | 0.486 | 0.492                  | 3                         | 0.16      | 1.16      | 1.55      | 0.89 |
| 171                          | Malawi                             | 0.340 | 0.399 | 0.441 | 0.455 | 0.468 | 0.470 | 0.474 | 0.477                  | 1                         | 1.62      | 1.01      | 1.11      | 1.26 |
| 172                          | Djibouti                           | ..    | 0.363 | 0.449 | 0.459 | 0.467 | 0.470 | 0.474 | 0.476                  | -1                        | ..        | 2.15      | 0.82      | ..   |
| 173                          | Ethiopia                           | ..    | 0.283 | 0.412 | 0.430 | 0.445 | 0.451 | 0.457 | 0.463                  | 3                         | ..        | 3.82      | 1.67      | ..   |
| 174                          | Gambia                             | 0.333 | 0.385 | 0.441 | 0.445 | 0.454 | 0.457 | 0.457 | 0.460                  | 0                         | 1.47      | 1.36      | 0.61      | 1.20 |
| 175                          | Guinea                             | 0.276 | 0.329 | 0.404 | 0.428 | 0.440 | 0.443 | 0.449 | 0.459                  | 2                         | 1.75      | 2.09      | 1.83      | 1.90 |
| 176                          | Congo (Democratic Republic of the) | 0.356 | 0.333 | 0.407 | 0.420 | 0.436 | 0.444 | 0.452 | 0.457                  | 3                         | -0.68     | 2.02      | 1.70      | 0.93 |
| 177                          | Guinea-Bissau                      | ..    | ..    | 0.426 | 0.437 | 0.445 | 0.449 | 0.453 | 0.455                  | -2                        | ..        | ..        | 0.95      | ..   |
| 178                          | Yemen                              | 0.399 | 0.443 | 0.498 | 0.505 | 0.505 | 0.483 | 0.462 | 0.452                  | -20                       | 1.03      | 1.18      | -1.37     | 0.46 |
| 179                          | Eritrea                            | ..    | ..    | 0.416 | 0.422 | 0.428 | 0.433 | 0.436 | 0.440                  | -1                        | ..        | ..        | 0.79      | ..   |

| HDI rank  | Human Development Index (HDI) |              |              |              |              |              |              |              | Change in<br>HDI rank | Average annual HDI growth |             |             |             |
|---|-------------------------------|--------------|--------------|--------------|--------------|--------------|--------------|--------------|-----------------------|---------------------------|-------------|-------------|-------------|
|   | Value                         |              |              |              |              |              |              |              |                       | (%)                       |             |             |             |
|   | 1990                          | 2000         | 2010         | 2012         | 2014         | 2015         | 2016         | 2017         |                       | 2012–2017 <sup>a</sup>    | 1990–2000   | 2000–2010   | 2010–2017   |
| 180   | 0.209                         | 0.298        | 0.403        | 0.412        | 0.427        | 0.432        | 0.435        | 0.437        | 1                     | 3.61                      | 3.09        | 1.13        | 2.77        |
| 181   | ..                            | 0.387        | 0.407        | 0.420        | 0.431        | 0.432        | 0.432        | 0.435        | -2                    | ..                        | 0.50        | 0.97        | ..          |
| 182   | 0.231                         | 0.308        | 0.403        | 0.408        | 0.414        | 0.418        | 0.421        | 0.427        | 0                     | 2.92                      | 2.72        | 0.81        | 2.30        |
| 183   | ..                            | 0.286        | 0.375        | 0.394        | 0.405        | 0.412        | 0.420        | 0.423        | 2                     | ..                        | 2.74        | 1.76        | ..          |
| 184   | 0.275                         | 0.284        | 0.385        | 0.407        | 0.423        | 0.413        | 0.413        | 0.419        | 0                     | 0.32                      | 3.10        | 1.20        | 1.57        |
| 185   | 0.297                         | 0.303        | 0.395        | 0.408        | 0.421        | 0.418        | 0.418        | 0.417        | -3                    | 0.23                      | 2.68        | 0.77        | 1.27        |
| 186   | ..                            | 0.299        | 0.371        | 0.391        | 0.403        | 0.407        | 0.405        | 0.404        | 0                     | ..                        | 2.20        | 1.22        | ..          |
| 187   | ..                            | ..           | 0.413        | 0.388        | 0.397        | 0.399        | 0.394        | 0.388        | 0                     | ..                        | ..          | -0.91       | ..          |
| 188   | 0.317                         | 0.309        | 0.351        | 0.365        | 0.349        | 0.357        | 0.362        | 0.367        | 0                     | -0.26                     | 1.27        | 0.64        | 0.54        |
| 189   | 0.210                         | 0.252        | 0.318        | 0.336        | 0.345        | 0.347        | 0.351        | 0.354        | 0                     | 1.82                      | 2.35        | 1.54        | 1.95        |
| <b>OTHER COUNTRIES OR TERRITORIES</b>                         |                               |              |              |              |              |              |              |              |                       |                           |             |             |             |
| ..  | ..                            | ..           | ..           | ..           | ..           | ..           | ..           | ..           | ..                    | ..                        | ..          | ..          | ..          |
| ..  | ..                            | ..           | ..           | ..           | ..           | ..           | ..           | ..           | ..                    | ..                        | ..          | ..          | ..          |
| ..  | ..                            | ..           | ..           | ..           | ..           | ..           | ..           | ..           | ..                    | ..                        | ..          | ..          | ..          |
| ..  | ..                            | ..           | ..           | ..           | ..           | ..           | ..           | ..           | ..                    | ..                        | ..          | ..          | ..          |
| ..  | ..                            | ..           | ..           | ..           | ..           | ..           | ..           | ..           | ..                    | ..                        | ..          | ..          | ..          |
| ..  | ..                            | ..           | ..           | ..           | ..           | ..           | ..           | ..           | ..                    | ..                        | ..          | ..          | ..          |
| ..  | ..                            | ..           | ..           | ..           | ..           | ..           | ..           | ..           | ..                    | ..                        | ..          | ..          | ..          |
| <b>Human development groups</b>                               |                               |              |              |              |              |              |              |              |                       |                           |             |             |             |
| Very high human development                                   | 0.787                         | 0.831        | 0.873        | 0.880        | 0.887        | 0.890        | 0.892        | 0.894        | —                     | 0.55                      | 0.50        | 0.34        | 0.48        |
| High human development  | 0.571                         | 0.635        | 0.718        | 0.732        | 0.745        | 0.750        | 0.754        | 0.757        | —                     | 1.06                      | 1.24        | 0.76        | 1.05        |
| Medium human development                                      | 0.462                         | 0.523        | 0.596        | 0.613        | 0.627        | 0.634        | 0.641        | 0.645        | —                     | 1.25                      | 1.32        | 1.13        | 1.24        |
| Low human development   | 0.351                         | 0.387        | 0.472        | 0.486        | 0.495        | 0.498        | 0.501        | 0.504        | —                     | 1.00                      | 1.99        | 0.93        | 1.35        |
| <b>Developing countries</b>                                   | 0.515                         | 0.570        | 0.642        | 0.657        | 0.669        | 0.673        | 0.678        | 0.681        | —                     | 1.03                      | 1.20        | 0.84        | 1.04        |
| <b>Regions</b>  |                               |              |              |              |              |              |              |              |                       |                           |             |             |             |
| Arab States   | 0.557                         | 0.613        | 0.675        | 0.686        | 0.690        | 0.694        | 0.697        | 0.699        | —                     | 0.95                      | 0.96        | 0.51        | 0.84        |
| East Asia and the Pacific                                     | 0.517                         | 0.597        | 0.692        | 0.707        | 0.720        | 0.725        | 0.730        | 0.733        | —                     | 1.45                      | 1.48        | 0.83        | 1.30        |
| Europe and Central Asia                                       | 0.653                         | 0.668        | 0.733        | 0.749        | 0.761        | 0.764        | 0.767        | 0.771        | —                     | 0.23                      | 0.94        | 0.71        | 0.62        |
| Latin America and the Caribbean                               | 0.626                         | 0.686        | 0.731        | 0.740        | 0.751        | 0.754        | 0.757        | 0.758        | —                     | 0.92                      | 0.65        | 0.51        | 0.71        |
| South Asia  | 0.439                         | 0.503        | 0.584        | 0.602        | 0.618        | 0.625        | 0.634        | 0.638        | —                     | 1.38                      | 1.51        | 1.26        | 1.39        |
| Sub-Saharan Africa  | 0.398                         | 0.421        | 0.498        | 0.514        | 0.526        | 0.531        | 0.534        | 0.537        | —                     | 0.57                      | 1.70        | 1.09        | 1.12        |
| <b>Least developed countries</b>                              | 0.346                         | 0.400        | 0.484        | 0.499        | 0.511        | 0.515        | 0.519        | 0.524        | —                     | 1.47                      | 1.93        | 1.14        | 1.55        |
| <b>Small island developing states</b>                         | 0.572                         | 0.606        | 0.659        | 0.661        | 0.667        | 0.673        | 0.674        | 0.676        | —                     | 0.58                      | 0.84        | 0.38        | 0.62        |
| <b>Organisation for Economic Co-operation and Development</b> | 0.785                         | 0.835        | 0.874        | 0.880        | 0.886        | 0.890        | 0.893        | 0.895        | —                     | 0.62                      | 0.45        | 0.33        | 0.49        |
| <b>World</b>  | <b>0.598</b>                  | <b>0.642</b> | <b>0.698</b> | <b>0.709</b> | <b>0.718</b> | <b>0.722</b> | <b>0.726</b> | <b>0.728</b> | —                     | <b>0.72</b>               | <b>0.84</b> | <b>0.60</b> | <b>0.73</b> |

**NOTES**

For HDI values that are comparable across years and countries, use this table or the interpolated data at <http://hdr.undp.org/en/data>, which present trends using consistent data.

<sup>a</sup> A positive value indicates an improvement in rank.

**DEFINITIONS**

**Human Development Index (HDI):** A composite index measuring average achievement in three basic dimensions of human development—a long and healthy life, knowledge and a decent standard of living. See *Technical note 1* at [http://hdr.undp.org/sites/default/files/hdr2018\\_technical\\_notes.pdf](http://hdr.undp.org/sites/default/files/hdr2018_technical_notes.pdf) for details on how the HDI is calculated.

**Average annual HDI growth:** A smoothed annualized growth of the HDI in a given period, calculated as the annual compound growth rate.

**MAIN DATA SOURCES**

**Columns 1–8:** HDRO calculations based on data from UNDESA (2017a), UNESCO Institute for Statistics (2018), United Nations Statistics Division

(2018b), World Bank (2018b), Barro and Lee (2016) and IMF (2018).

**Column 9:** Calculated based on data in columns 4 and 8.

**Columns 10–13:** Calculated based on data in columns 1, 2, 3 and 8.

# Inequality-adjusted Human Development Index

| HDI rank                           | Human Development Index (HDI) | Inequality-adjusted HDI (IHDI) |                  |                                       | Coefficient of human inequality | Inequality in life expectancy | Inequality-adjusted life expectancy index | Inequality in education <sup>a</sup> | Inequality-adjusted education index | Inequality in income <sup>a</sup> | Inequality-adjusted income index | Income inequality      |                        |                        |
|------------------------------------|-------------------------------|--------------------------------|------------------|---------------------------------------|---------------------------------|-------------------------------|---|--------------------------------------|-------------------------------------|-----------------------------------|----------------------------------|------------------------|------------------------|------------------------|
|                                    | Value                         | Value                          | Overall loss (%) | Difference from HDI rank <sup>b</sup> |                                 | (%)                           | Value                                     | (%)                                  | Value                               | (%)                               | Value                            | Quintile ratio         | Palma ratio            | Gini coefficient       |
|                                    | 2017                          | 2017                           | 2017             | 2017                                  | 2017                            | 2015–2020 <sup>c</sup>        | 2017                                      | 2017 <sup>d</sup>                    | 2017                                | 2017 <sup>d</sup>                 | 2017                             | 2010–2017 <sup>e</sup> | 2010–2017 <sup>e</sup> | 2010–2017 <sup>e</sup> |
| <b>VERY HIGH HUMAN DEVELOPMENT</b> |                               |                                |                  |                                       |                                 |                               |   |                                      |                                     |                                   |                                  |                        |                        |                        |
| 1 Norway                           | 0.953                         | 0.876                          | 8.0              | -1                                    | 7.9                             | 2.7                           | 0.933                                     | 6.1                                  | 0.859                               | 14.9                              | 0.839                            | 4.1                    | 1.0                    | 27.5                   |
| 2 Switzerland                      | 0.944                         | 0.871                          | 7.8              | -2                                    | 7.5                             | 3.5                           | 0.942                                     | 2.4                                  | 0.876                               | 16.8                              | 0.799                            | 5.2                    | 1.3                    | 32.5                   |
| 3 Australia                        | 0.939                         | 0.861                          | 8.2              | -4                                    | 8.0                             | 3.6                           | 0.935                                     | 2.6                                  | 0.904                               | 17.7                              | 0.755                            | 5.8                    | 1.4                    | 34.7                   |
| 4 Ireland                          | 0.938                         | 0.854                          | 9.0              | -7                                    | 8.6                             | 2.8                           | 0.922                                     | 2.9                                  | 0.891                               | 20.1                              | 0.759                            | 5.1                    | 1.2                    | 31.9 <sup>f</sup>      |
| 5 Germany                          | 0.936                         | 0.861                          | 8.1              | -2                                    | 7.8                             | 3.0                           | 0.913                                     | 2.7                                  | 0.915                               | 17.7                              | 0.763                            | 5.1                    | 1.2                    | 31.7                   |
| 6 Iceland                          | 0.935                         | 0.878                          | 6.0              | 5                                     | 5.9                             | 2.4                           | 0.945                                     | 2.6                                  | 0.889                               | 12.8                              | 0.807                            | 3.6                    | 0.9                    | 25.6                   |
| 7 Hong Kong, China (SAR)           | 0.933                         | 0.809                          | 13.3             | -14                                   | 12.7                            | 2.5                           | 0.961                                     | 10.2                                 | 0.768                               | 25.6                              | 0.716                            | ..                     | ..                     | ..                     |
| 7 Sweden                           | 0.933                         | 0.864                          | 7.4              | 1                                     | 7.2                             | 2.7                           | 0.937                                     | 3.7                                  | 0.870                               | 15.3                              | 0.789                            | 4.6                    | 1.0                    | 29.2                   |
| 9 Singapore                        | 0.932                         | 0.816                          | 12.5             | -10                                   | 11.9                            | 2.6                           | 0.947                                     | 8.2                                  | 0.764                               | 25.0                              | 0.750                            | ..                     | ..                     | ..                     |
| 10 Netherlands                     | 0.931                         | 0.857                          | 7.9              | 0                                     | 7.8                             | 3.0                           | 0.925                                     | 5.3                                  | 0.858                               | 15.0                              | 0.792                            | 4.4                    | 1.1                    | 29.3 <sup>f</sup>      |
| 11 Denmark                         | 0.929                         | 0.860                          | 7.5              | 2                                     | 7.4                             | 3.4                           | 0.905                                     | 4.3                                  | 0.880                               | 14.4                              | 0.798                            | 4.0                    | 1.0                    | 28.2                   |
| 12 Canada                          | 0.926                         | 0.852                          | 8.0              | 0                                     | 7.7                             | 4.3                           | 0.921                                     | 1.4                                  | 0.887                               | 17.4                              | 0.758                            | 6.2                    | 1.3                    | 34.0                   |
| 13 United States                   | 0.924                         | 0.797                          | 13.8             | -11                                   | 13.1                            | 5.6                           | 0.865                                     | 5.5                                  | 0.853                               | 28.1                              | 0.685                            | 9.4                    | 2.0                    | 41.5                   |
| 14 United Kingdom                  | 0.922                         | 0.835                          | 9.4              | -3                                    | 9.1                             | 4.0                           | 0.912                                     | 3.7                                  | 0.880                               | 19.5                              | 0.726                            | 5.4                    | 1.3                    | 33.2                   |
| 15 Finland                         | 0.920                         | 0.868                          | 5.6              | 10                                    | 5.5                             | 2.8                           | 0.920                                     | 1.9                                  | 0.887                               | 11.7                              | 0.802                            | 3.9                    | 1.0                    | 27.1                   |
| 16 New Zealand                     | 0.917                         | 0.846                          | 7.7              | 3                                     | 7.5                             | 4.3                           | 0.913                                     | 1.7                                  | 0.901                               | 16.4                              | 0.736                            | ..                     | ..                     | ..                     |
| 17 Belgium                         | 0.916                         | 0.836                          | 8.7              | 1                                     | 8.7                             | 3.6                           | 0.909                                     | 8.7                                  | 0.815                               | 13.7                              | 0.788                            | 4.2                    | 1.0                    | 27.7                   |
| 17 Liechtenstein                   | 0.916                         | ..                             | ..               | ..                                    | ..                              | ..                            | ..  | ..                                   | ..                                  | ..                                | ..                               | ..                     | ..                     | ..                     |
| 19 Japan                           | 0.909                         | 0.876                          | 3.6              | 16                                    | 3.6                             | 2.9                           | 0.955                                     | 1.6                                  | 0.835                               | 6.3                               | 0.844                            | 5.4 <sup>f</sup>       | 1.2 <sup>f</sup>       | 32.1 <sup>f</sup>      |
| 20 Austria                         | 0.908                         | 0.835                          | 8.0              | 2                                     | 7.8                             | 3.0                           | 0.922                                     | 2.6                                  | 0.830                               | 17.7                              | 0.760                            | 4.9                    | 1.1 <sup>f</sup>       | 30.5                   |
| 21 Luxembourg                      | 0.904                         | 0.811                          | 10.3             | 0                                     | 10.1                            | 3.4                           | 0.921                                     | 9.4                                  | 0.718                               | 17.7                              | 0.805                            | 5.0                    | 1.2                    | 31.2 <sup>f</sup>      |
| 22 Israel                          | 0.903                         | 0.787                          | 12.8             | -6                                    | 12.2                            | 3.3                           | 0.932                                     | 7.0                                  | 0.813                               | 26.4                              | 0.644                            | 9.8                    | 2.0                    | 41.4                   |
| 22 Korea (Republic of)             | 0.903                         | 0.773                          | 14.3             | -8                                    | 14.0                            | 3.2                           | 0.929                                     | 18.5                                 | 0.702                               | 20.2                              | 0.709                            | 5.3                    | 1.2                    | 31.6                   |
| 24 France                          | 0.901                         | 0.808                          | 10.3             | 1                                     | 10.1                            | 3.6                           | 0.930                                     | 8.6                                  | 0.768                               | 18.1                              | 0.739                            | 5.2                    | 1.3                    | 32.7 <sup>f</sup>      |
| 25 Slovenia                        | 0.896                         | 0.846                          | 5.6              | 11                                    | 5.5                             | 3.0                           | 0.912                                     | 2.2                                  | 0.866                               | 11.4                              | 0.766                            | 3.7                    | 0.9                    | 25.4                   |
| 26 Spain                           | 0.891                         | 0.754                          | 15.4             | -12                                   | 14.9                            | 3.0                           | 0.945                                     | 18.6                                 | 0.671                               | 23.3                              | 0.676                            | 7.3                    | 1.5                    | 36.2                   |
| 27 Czechia                         | 0.888                         | 0.840                          | 5.3              | 11                                    | 5.2                             | 3.3                           | 0.876                                     | 1.6                                  | 0.879                               | 10.8                              | 0.771                            | 3.7                    | 0.9                    | 25.9                   |
| 28 Italy                           | 0.880                         | 0.771                          | 12.3             | -4                                    | 11.9                            | 2.9                           | 0.944                                     | 10.5                                 | 0.708                               | 22.5                              | 0.687                            | 6.6                    | 1.4                    | 34.7                   |
| 29 Malta                           | 0.878                         | 0.805                          | 8.3              | 5                                     | 8.2                             | 4.0                           | 0.901                                     | 6.9                                  | 0.762                               | 13.7                              | 0.761                            | 4.4 <sup>f</sup>       | 1.1                    | 29.0 <sup>f</sup>      |
| 30 Estonia                         | 0.871                         | 0.794                          | 8.8              | 3                                     | 8.5                             | 4.3                           | 0.850                                     | 2.3                                  | 0.849                               | 18.9                              | 0.694                            | 5.4                    | 1.2                    | 32.7                   |
| 31 Greece                          | 0.870                         | 0.753                          | 13.5             | -8                                    | 13.1                            | 3.5                           | 0.912                                     | 13.1                                 | 0.728                               | 22.8                              | 0.642                            | 7.1                    | 1.5                    | 36.0                   |
| 32 Cyprus                          | 0.869                         | 0.769                          | 11.5             | -1                                    | 11.3                            | 3.6                           | 0.900                                     | 11.7                                 | 0.714                               | 18.7                              | 0.707                            | 5.3                    | 1.4                    | 34.0                   |
| 33 Poland                          | 0.865                         | 0.787                          | 9.0              | 5                                     | 8.8                             | 4.7                           | 0.847                                     | 4.7                                  | 0.825                               | 17.1                              | 0.697                            | 5.0                    | 1.2                    | 31.8                   |
| 34 United Arab Emirates            | 0.863                         | ..                             | ..               | ..                                    | ..                              | 5.2                           | 0.837                                     | ..                                   | ..                                  | ..                                | ..                               | ..                     | ..                     | ..                     |
| 35 Andorra                         | 0.858                         | ..                             | ..               | ..                                    | ..                              | ..                            | ..  | 9.4                                  | 0.647                               | ..                                | ..                               | ..                     | ..                     | ..                     |
| 35 Lithuania                       | 0.858                         | 0.757                          | 11.7             | -1                                    | 11.3                            | 5.4                           | 0.797                                     | 4.5                                  | 0.840                               | 23.9                              | 0.649                            | 7.2                    | 1.6                    | 37.4                   |
| 37 Qatar                           | 0.856                         | ..                             | ..               | ..                                    | ..                              | 5.9                           | 0.844                                     | 11.4                                 | 0.619                               | ..                                | ..                               | ..                     | ..                     | ..                     |
| 38 Slovakia                        | 0.855                         | 0.797                          | 6.8              | 10                                    | 6.7                             | 5.2                           | 0.831                                     | 1.4                                  | 0.819                               | 13.4                              | 0.744                            | 4.1                    | 0.9                    | 26.5                   |
| 39 Brunei Darussalam               | 0.853                         | ..                             | ..               | ..                                    | ..                              | 5.5                           | 0.834                                     | ..                                   | ..                                  | ..                                | ..                               | ..                     | ..                     | ..                     |
| 39 Saudi Arabia                    | 0.853                         | ..                             | ..               | ..                                    | ..                              | 8.9                           | 0.767                                     | 16.2                                 | 0.660                               | ..                                | ..                               | ..                     | ..                     | ..                     |
| 41 Latvia                          | 0.847                         | 0.759                          | 10.4             | 2                                     | 10.1                            | 5.9                           | 0.792                                     | 3.7                                  | 0.834                               | 20.7                              | 0.661                            | 5.9                    | 1.4                    | 34.2                   |
| 41 Portugal                        | 0.847                         | 0.732                          | 13.6             | -7                                    | 13.2                            | 2.9                           | 0.918                                     | 16.3                                 | 0.635                               | 20.5                              | 0.674                            | 6.4                    | 1.5                    | 35.5                   |
| 43 Bahrain                         | 0.846                         | ..                             | ..               | ..                                    | ..                              | 5.6                           | 0.828                                     | 19.0                                 | 0.614                               | ..                                | ..                               | ..                     | ..                     | ..                     |
| 44 Chile                           | 0.843                         | 0.710                          | 15.7             | -7                                    | 14.9                            | 6.1                           | 0.863                                     | 7.5                                  | 0.741                               | 31.1                              | 0.561                            | 11.2                   | 2.8                    | 47.7                   |
| 45 Hungary                         | 0.838                         | 0.772                          | 7.8              | 8                                     | 7.7                             | 4.7                           | 0.822                                     | 3.2                                  | 0.789                               | 15.2                              | 0.710                            | 4.9                    | 1.1                    | 30.4                   |
| 46 Croatia                         | 0.831                         | 0.756                          | 9.0              | 4                                     | 8.8                             | 4.1                           | 0.853                                     | 5.0                                  | 0.752                               | 17.3                              | 0.675                            | 5.2                    | 1.1                    | 30.8                   |
| 47 Argentina                       | 0.825                         | 0.707                          | 14.3             | -6                                    | 13.9                            | 9.5                           | 0.790                                     | 6.2                                  | 0.765                               | 25.8                              | 0.585                            | 9.5                    | 2.1                    | 42.4                   |
| 48 Oman                            | 0.821                         | ..                             | ..               | ..                                    | ..                              | 7.1                           | 0.818                                     | ..                                   | ..                                  | ..                                | ..                               | ..                     | ..                     | ..                     |
| 49 Russian Federation              | 0.816                         | 0.738                          | 9.5              | 1                                     | 9.3                             | 8.0                           | 0.725                                     | 2.2                                  | 0.814                               | 17.7                              | 0.683                            | 6.6                    | 1.7                    | 37.7                   |
| 50 Montenegro                      | 0.814                         | 0.741                          | 8.9              | 3                                     | 8.8                             | 4.4                           | 0.842                                     | 7.4                                  | 0.732                               | 14.6                              | 0.661                            | 4.8                    | 1.2                    | 31.9                   |
| 51 Bulgaria                        | 0.813                         | 0.710                          | 12.7             | -1                                    | 12.3                            | 6.7                           | 0.788                                     | 6.5                                  | 0.753                               | 23.6                              | 0.604                            | 7.3                    | 1.6                    | 37.4                   |
| 52 Romania                         | 0.811                         | 0.717                          | 11.7             | 1                                     | 11.4                            | 6.8                           | 0.797                                     | 6.3                                  | 0.714                               | 21.0                              | 0.647                            | 4.3                    | 1.0                    | 28.3                   |
| 53 Belarus                         | 0.808                         | 0.755                          | 6.5              | 9                                     | 6.5                             | 4.9                           | 0.776                                     | 3.7                                  | 0.807                               | 10.8                              | 0.686                            | 3.8                    | 1.0                    | 27.0                   |
| 54 Bahamas                         | 0.807                         | ..                             | ..               | ..                                    | ..                              | 8.7                           | 0.784                                     | 6.3                                  | 0.680                               | ..                                | ..                               | ..                     | ..                     | ..                     |
| 55 Uruguay                         | 0.804                         | 0.689                          | 14.3             | -4                                    | 13.9                            | 9.0                           | 0.807                                     | 7.4                                  | 0.679                               | 25.3                              | 0.598                            | 7.9                    | 1.8                    | 39.7                   |
| 56 Kuwait                          | 0.803                         | ..                             | ..               | ..                                    | ..                              | 6.3                           | 0.790                                     | 17.8                                 | 0.510                               | ..                                | ..                               | ..                     | ..                     | ..                     |
| 57 Malaysia                        | 0.802                         | ..                             | ..               | ..                                    | ..                              | 5.9                           | 0.803                                     | 15.6                                 | 0.607                               | ..                                | ..                               | 11.2 <sup>f</sup>      | 2.6 <sup>f</sup>       | 46.3 <sup>f</sup>      |
| 58 Barbados                        | 0.800                         | 0.669                          | 16.4             | -8                                    | 15.4                            | 7.0                           | 0.802                                     | 5.5                                  | 0.734                               | 33.6                              | 0.508                            | ..                     | ..                     | ..                     |
| 58 Kazakhstan                      | 0.800                         | 0.737                          | 7.9              | 6                                     | 7.9                             | 10.1                          | 0.692                                     | 3.2                                  | 0.788                               | 10.3                              | 0.734                            | 3.7                    | 1.0                    | 26.9                   |



| HDI rank                        | Human Development Index (HDI)             | Inequality-adjusted HDI (IHDI) |                  |                                   | Coefficient of human inequality | Inequality in life expectancy | Inequality-adjusted life expectancy index | Inequality in education <sup>a</sup> | Inequality-adjusted education index | Inequality in income <sup>a</sup> | Inequality-adjusted income index | Income inequality      |                        |                        |                   |
|---------------------------------|---|--------------------------------|------------------|-----------------------------------|---------------------------------|-------------------------------|---|--------------------------------------|-------------------------------------|-----------------------------------|----------------------------------|------------------------|------------------------|------------------------|-------------------|
|                                 | Value                                     | Value                          | Overall loss (%) | Difference from rank <sup>b</sup> |                                 | (%)                           | Value                                     | (%)                                  | Value                               | (%)                               | Value                            | Quintile ratio         | Palma ratio            | Gini coefficient       |                   |
|                                 | 2017                                      | 2017                           | 2017             | 2017                              | 2017                            | 2015–2020 <sup>c</sup>        | 2017                                      | 2017 <sup>d</sup>                    | 2017                                | 2017 <sup>d</sup>                 | 2017                             | 2010–2017 <sup>e</sup> | 2010–2017 <sup>e</sup> | 2010–2017 <sup>e</sup> |                   |
| <b>HIGH HUMAN DEVELOPMENT</b>   |   |                                |                  |                                   |                                 |                               |   |                                      |                                     |                                   |                                  |                        |                        |                        |                   |
| 60                              | Iran (Islamic Republic of)                | 0.798                          | 0.707            | 11.4                              | 3                               | 11.2                          | 9.0                                       | 0.786                                | 4.9                                 | 0.705                             | 19.7                             | 0.637                  | 7.2                    | 1.7                    | 38.8              |
| 60                              | Palau                                     | 0.798                          | ..               | ..                                | ..                              | ..                            | ..  | ..                                   | 1.9                                 | 0.828                             | ..                               | ..                     | ..                     | ..                     | ..                |
| 62                              | Seychelles                                | 0.797                          | ..               | ..                                | ..                              | ..                            | 7.7                                       | 0.763                                | ..                                  | ..                                | 29.3                             | 0.594                  | 9.8                    | 2.6                    | 46.8              |
| 63                              | Costa Rica                                | 0.794                          | 0.651            | 18.0                              | -10                             | 17.3                          | 7.5                                       | 0.854                                | 11.9                                | 0.634                             | 32.4                             | 0.509                  | 12.9                   | 3.0                    | 48.7 <sup>f</sup> |
| 64                              | Turkey                                    | 0.791                          | 0.669            | 15.4                              | -4                              | 15.3                          | 9.6                                       | 0.779                                | 13.5                                | 0.595                             | 22.6                             | 0.644                  | 8.5                    | 2.1                    | 41.9              |
| 65                              | Mauritius                                 | 0.790                          | 0.683            | 13.5                              | 1                               | 13.4                          | 8.9                                       | 0.769                                | 13.2                                | 0.633                             | 18.2                             | 0.656                  | 5.9                    | 1.5                    | 35.8              |
| 66                              | Panama                                    | 0.789                          | 0.623            | 21.1                              | -14                             | 20.2                          | 11.5                                      | 0.792                                | 12.5                                | 0.605                             | 36.5                             | 0.504                  | 16.6                   | 3.4                    | 50.4              |
| 67                              | Serbia                                    | 0.787                          | 0.667            | 15.2                              | -3                              | 14.6                          | 7.1                                       | 0.791                                | 8.1                                 | 0.714                             | 28.7                             | 0.525                  | 4.2                    | 1.0                    | 28.5              |
| 68                              | Albania                                   | 0.785                          | 0.706            | 10.0                              | 7                               | 10.0                          | 9.2                                       | 0.817                                | 8.5                                 | 0.681                             | 12.2                             | 0.633                  | 4.3                    | 1.0                    | 29.0              |
| 69                              | Trinidad and Tobago                       | 0.784                          | ..               | ..                                | ..                              | ..                            | 15.6                                      | 0.659                                | ..                                  | ..                                | 21.9                             | 0.667                  | ..                     | ..                     | ..                |
| 70                              | Antigua and Barbuda                       | 0.780                          | ..               | ..                                | ..                              | ..                            | 7.5                                       | 0.804                                | ..                                  | ..                                | ..                               | ..                     | ..                     | ..                     | ..                |
| 70                              | Georgia                                   | 0.780                          | 0.682            | 12.6                              | 4                               | 12.0                          | 8.1                                       | 0.756                                | 2.2                                 | 0.826                             | 25.7                             | 0.508                  | 6.5                    | 1.5                    | 36.5              |
| 72                              | Saint Kitts and Nevis                     | 0.778                          | ..               | ..                                | ..                              | ..                            | ..  | ..                                   | ..                                  | ..                                | ..                               | ..                     | ..                     | ..                     | ..                |
| 73                              | Cuba                                      | 0.777                          | ..               | ..                                | ..                              | ..                            | 5.3                                       | 0.873                                | 10.9                                | 0.695                             | ..                               | ..                     | ..                     | ..                     | ..                |
| 74                              | Mexico                                    | 0.774                          | 0.609            | 21.3                              | -13                             | 20.8                          | 12.3                                      | 0.773                                | 17.1                                | 0.562                             | 32.8                             | 0.521                  | 8.8                    | 2.3                    | 43.4              |
| 75                              | Grenada                                   | 0.772                          | ..               | ..                                | ..                              | ..                            | 8.0                                       | 0.761                                | ..                                  | ..                                | ..                               | ..                     | ..                     | ..                     | ..                |
| 76                              | Sri Lanka                                 | 0.770                          | 0.664            | 13.8                              | 0                               | 13.6                          | 7.1                                       | 0.793                                | 12.8                                | 0.653                             | 21.0                             | 0.564                  | 6.8                    | 1.9                    | 39.8              |
| 77                              | Bosnia and Herzegovina                    | 0.768                          | 0.649            | 15.5                              | -2                              | 15.3                          | 5.9                                       | 0.826                                | 19.8                                | 0.576                             | 20.2                             | 0.574                  | 5.3                    | 1.3                    | 32.7              |
| 78                              | Venezuela (Bolivarian Republic of)        | 0.761                          | 0.636            | 16.5                              | -4                              | 16.2                          | 10.5                                      | 0.754                                | 12.9                                | 0.645                             | 25.2                             | 0.528                  | 15.8 <sup>f</sup>      | 2.8 <sup>f</sup>       | 46.9 <sup>f</sup> |
| 79                              | Brazil                                    | 0.759                          | 0.578            | 23.9                              | -17                             | 23.2                          | 10.8                                      | 0.765                                | 22.0                                | 0.535                             | 36.7                             | 0.471                  | 15.6                   | 3.5                    | 51.3              |
| 80                              | Azerbaijan                                | 0.757                          | 0.681            | 10.0                              | 9                               | 9.9                           | 17.0                                      | 0.666                                | 3.8                                 | 0.682                             | 8.9                              | 0.695                  | 2.3 <sup>f</sup>       | 0.6 <sup>f</sup>       | 16.6 <sup>f</sup> |
| 80                              | Lebanon                                   | 0.757                          | ..               | ..                                | ..                              | ..                            | 6.7                                       | 0.858                                | 6.2                                 | 0.598                             | ..                               | ..                     | 5.1                    | 1.2                    | 31.8              |
| 80                              | The former Yugoslav Republic of Macedonia | 0.757                          | 0.661            | 12.6                              | 3                               | 12.4                          | 6.5                                       | 0.803                                | 10.5                                | 0.618                             | 20.3                             | 0.582                  | 7.3                    | 1.4                    | 35.6              |
| 83                              | Armenia                                   | 0.755                          | 0.680            | 10.0                              | 10                              | 9.8                           | 9.0                                       | 0.767                                | 2.9                                 | 0.727                             | 17.4                             | 0.563                  | 5.1                    | 1.3                    | 32.5              |
| 83                              | Thailand                                  | 0.755                          | 0.636            | 15.7                              | 0                               | 15.5                          | 9.3                                       | 0.774                                | 13.3                                | 0.573                             | 23.8                             | 0.581                  | 6.5                    | 1.7                    | 37.8              |
| 85                              | Algeria                                   | 0.754                          | 0.598            | 20.7                              | -9                              | 20.1                          | 15.1                                      | 0.735                                | 33.7                                | 0.441                             | 11.4                             | 0.660                  | 4.0                    | 1.0                    | 27.6              |
| 86                              | China                                     | 0.752                          | 0.643            | 14.5                              | 5                               | 14.2                          | 7.9                                       | 0.799                                | 11.5                                | 0.571                             | 23.3                             | 0.582                  | 9.2                    | 2.1                    | 42.2              |
| 86                              | Ecuador                                   | 0.752                          | 0.603            | 19.8                              | -7                              | 19.4                          | 13.9                                      | 0.749                                | 13.8                                | 0.601                             | 30.5                             | 0.487                  | 10.7                   | 2.4                    | 45.0              |
| 88                              | Ukraine                                   | 0.751                          | 0.701            | 6.6                               | 20                              | 6.5                           | 7.5                                       | 0.742                                | 3.6                                 | 0.766                             | 8.5                              | 0.608                  | 3.5                    | 0.9                    | 25.0              |
| 89                              | Peru                                      | 0.750                          | 0.606            | 19.2                              | -2                              | 18.9                          | 13.2                                      | 0.737                                | 15.3                                | 0.583                             | 28.3                             | 0.517                  | 10.6                   | 2.3                    | 43.8              |
| 90                              | Colombia                                  | 0.747                          | 0.571            | 23.6                              | -12                             | 22.9                          | 13.2                                      | 0.729                                | 19.4                                | 0.545                             | 36.2                             | 0.468                  | 14.3                   | 3.4                    | 50.8              |
| 90                              | Saint Lucia                               | 0.747                          | 0.622            | 16.7                              | 3                               | 16.3                          | 9.0                                       | 0.780                                | 12.6                                | 0.591                             | 27.4                             | 0.522                  | ..                     | ..                     | ..                |
| 92                              | Fiji                                      | 0.741                          | ..               | ..                                | ..                              | ..                            | 10.9                                      | 0.691                                | ..                                  | ..                                | ..                               | ..                     | 5.8                    | 1.6                    | 36.4              |
| 92                              | Mongolia                                  | 0.741                          | 0.639            | 13.7                              | 10                              | 13.7                          | 13.4                                      | 0.659                                | 11.9                                | 0.675                             | 15.7                             | 0.588                  | 5.1                    | 1.3                    | 32.3              |
| 94                              | Dominican Republic                        | 0.736                          | 0.581            | 21.0                              | -3                              | 20.8                          | 15.4                                      | 0.703                                | 19.1                                | 0.520                             | 28.1                             | 0.536                  | 10.4                   | 2.5                    | 45.3              |
| 95                              | Jordan                                    | 0.735                          | 0.617            | 16.1                              | 6                               | 16.0                          | 10.7                                      | 0.748                                | 16.9                                | 0.591                             | 20.5                             | 0.531                  | 5.2                    | 1.4                    | 33.7              |
| 95                              | Tunisia                                   | 0.735                          | 0.573            | 22.0                              | -7                              | 21.4                          | 10.7                                      | 0.769                                | 34.6                                | 0.431                             | 18.9                             | 0.568                  | 6.4                    | 1.5                    | 35.8              |
| 97                              | Jamaica                                   | 0.732                          | 0.608            | 17.0                              | 6                               | 16.2                          | 11.0                                      | 0.768                                | 5.6                                 | 0.652                             | 32.0                             | 0.448                  | ..                     | ..                     | ..                |
| 98                              | Tonga                                     | 0.726                          | ..               | ..                                | ..                              | ..                            | 13.0                                      | 0.712                                | 4.5                                 | 0.736                             | ..                               | ..                     | 6.7 <sup>f</sup>       | 1.6 <sup>f</sup>       | 37.5 <sup>f</sup> |
| 99                              | Saint Vincent and the Grenadines          | 0.723                          | ..               | ..                                | ..                              | ..                            | 11.9                                      | 0.722                                | ..                                  | ..                                | ..                               | ..                     | ..                     | ..                     | ..                |
| 100                             | Suriname                                  | 0.720                          | 0.557            | 22.6                              | -8                              | 21.8                          | 12.4                                      | 0.694                                | 15.6                                | 0.537                             | 37.3                             | 0.463                  | ..                     | ..                     | ..                |
| 101                             | Botswana                                  | 0.717                          | ..               | ..                                | ..                              | ..                            | 18.6                                      | 0.596                                | ..                                  | ..                                | ..                               | ..                     | 23.2 <sup>f</sup>      | 5.8 <sup>f</sup>       | 60.5 <sup>f</sup> |
| 101                             | Maldives                                  | 0.717                          | 0.549            | 23.4                              | -9                              | 22.0                          | 5.7                                       | 0.836                                | 40.0                                | 0.336                             | 20.5                             | 0.590                  | 7.0 <sup>f</sup>       | 1.7 <sup>f</sup>       | 38.4 <sup>f</sup> |
| 103                             | Dominica                                  | 0.715                          | ..               | ..                                | ..                              | ..                            | ..  | ..                                   | ..                                  | ..                                | ..                               | ..                     | ..                     | ..                     | ..                |
| 104                             | Samoa                                     | 0.713                          | ..               | ..                                | ..                              | ..                            | 11.4                                      | 0.753                                | 4.9                                 | 0.658                             | ..                               | ..                     | 7.7 <sup>f</sup>       | 2.1 <sup>f</sup>       | 42.0 <sup>f</sup> |
| 105                             | Uzbekistan                                | 0.710                          | ..               | ..                                | ..                              | ..                            | 17.0                                      | 0.657                                | 0.8                                 | 0.712                             | ..                               | ..                     | ..                     | ..                     | ..                |
| 106                             | Belize                                    | 0.708                          | 0.550            | 22.3                              | -7                              | 21.3                          | 10.1                                      | 0.700                                | 15.9                                | 0.593                             | 37.9                             | 0.401                  | ..                     | ..                     | ..                |
| 106                             | Marshall Islands                          | 0.708                          | ..               | ..                                | ..                              | ..                            | ..  | ..                                   | ..                                  | ..                                | ..                               | ..                     | ..                     | ..                     | ..                |
| 108                             | Libya                                     | 0.706                          | ..               | ..                                | ..                              | ..                            | 14.1                                      | 0.689                                | ..                                  | ..                                | ..                               | ..                     | ..                     | ..                     | ..                |
| 108                             | Turkmenistan                              | 0.706                          | 0.575            | 18.5                              | 2                               | 17.9                          | 23.4                                      | 0.565                                | 3.6                                 | 0.604                             | 26.8                             | 0.558                  | ..                     | ..                     | ..                |
| 110                             | Gabon                                     | 0.702                          | 0.545            | 22.3                              | -8                              | 22.3                          | 23.1                                      | 0.550                                | 23.5                                | 0.481                             | 20.4                             | 0.613                  | 8.4 <sup>f</sup>       | 2.1 <sup>f</sup>       | 42.2 <sup>f</sup> |
| 110                             | Paraguay                                  | 0.702                          | 0.522            | 25.5                              | -11                             | 24.8                          | 18.0                                      | 0.671                                | 16.7                                | 0.525                             | 39.5                             | 0.404                  | 11.8                   | 2.9                    | 47.9              |
| 112                             | Moldova (Republic of)                     | 0.700                          | 0.627            | 10.4                              | 18                              | 10.3                          | 9.6                                       | 0.719                                | 7.3                                 | 0.658                             | 14.0                             | 0.522                  | 3.7                    | 0.9                    | 26.3              |
| <b>MEDIUM HUMAN DEVELOPMENT</b> |   |                                |                  |                                   |                                 |                               |   |                                      |                                     |                                   |                                  |                        |                        |                        |                   |
| 113                             | Philippines                               | 0.699                          | 0.574            | 17.9                              | 5                               | 17.6                          | 14.4                                      | 0.648                                | 11.6                                | 0.584                             | 26.8                             | 0.500                  | 7.2                    | 1.9                    | 40.1              |
| 113                             | South Africa                              | 0.699                          | 0.467            | 33.2                              | -17                             | 30.3                          | 20.3                                      | 0.532                                | 14.3                                | 0.607                             | 56.4                             | 0.315                  | 28.4                   | 7.0                    | 63.0 <sup>f</sup> |
| 115                             | Egypt                                     | 0.696                          | 0.493            | 29.2                              | -10                             | 28.3                          | 11.6                                      | 0.703                                | 36.9                                | 0.381                             | 36.3                             | 0.446                  | 4.6                    | 1.3                    | 31.8              |
| 116                             | Indonesia                                 | 0.694                          | 0.563            | 18.8                              | 4                               | 18.7                          | 14.8                                      | 0.647                                | 16.5                                | 0.520                             | 24.9                             | 0.532                  | 6.6                    | 1.8                    | 39.5              |
| 116                             | Viet Nam                                  | 0.694                          | 0.574            | 17.3                              | 8                               | 17.3                          | 12.7                                      | 0.758                                | 17.6                                | 0.515                             | 21.4                             | 0.483                  | 5.9                    | 1.4                    | 34.8              |

**TABLE 3 INEQUALITY-ADJUSTED HUMAN DEVELOPMENT INDEX**

| HDI rank                     | Human Development Index (HDI)      | Inequality-adjusted HDI (IHDI) |       |                  |                                       | Coefficient of human inequality | Inequality in life expectancy | Inequality-adjusted life expectancy index | Inequality in education <sup>a</sup> | Inequality-adjusted education index | Inequality in income <sup>a</sup> | Inequality-adjusted income index | Income inequality |                        |                   |                   |      |                   |      |                |             |                  |
|------------------------------|------------------------------------|--------------------------------|-------|------------------|---------------------------------------|---------------------------------|-------------------------------|---|--------------------------------------|-------------------------------------|-----------------------------------|----------------------------------|-------------------|------------------------|-------------------|-------------------|------|-------------------|------|----------------|-------------|------------------|
|                              |                                    | Value                          | Value | Overall loss (%) | Difference from HDI rank <sup>b</sup> |                                 |                               |   |                                      |                                     |                                   |                                  | 2017              | 2015–2020 <sup>c</sup> | 2017              | 2017 <sup>d</sup> | 2017 | 2017 <sup>d</sup> | 2017 | Quintile ratio | Palma ratio | Gini coefficient |
|                              |                                    |                                |       |                  |                                       |                                 |                               |   |                                      |                                     |                                   |                                  |                   |                        |                   |                   |      |                   |      | 2017           | 2017        | 2017             |
| 118                          | Bolivia (Plurinational State of)   | 0.693                          | 0.514 | 25.8             | -4                                    | 25.7                            | 25.2                          | 0.569                                     | 20.0                                 | 0.549                               | 31.8                              | 0.434                            | 12.6              | 2.4                    | 44.6              |                   |      |                   |      |                |             |                  |
| 119                          | Palestine, State of                | 0.686                          | 0.583 | 15.0             | 15                                    | 14.9                            | 12.2                          | 0.725                                     | 14.1                                 | 0.566                               | 18.5                              | 0.483                            | 5.5               | 1.4                    | 34.4              |                   |      |                   |      |                |             |                  |
| 120                          | Iraq                               | 0.685                          | 0.546 | 20.4             | 3                                     | 20.2                            | 17.3                          | 0.637                                     | 27.2                                 | 0.389                               | 16.1                              | 0.656                            | 4.4               | 1.1                    | 29.5              |                   |      |                   |      |                |             |                  |
| 121                          | El Salvador                        | 0.674                          | 0.524 | 22.3             | 1                                     | 21.9                            | 12.2                          | 0.726                                     | 30.3                                 | 0.404                               | 23.2                              | 0.490                            | 7.9               | 1.9                    | 40.0              |                   |      |                   |      |                |             |                  |
| 122                          | Kyrgyzstan                         | 0.672                          | 0.606 | 9.8              | 22                                    | 9.8                             | 12.1                          | 0.691                                     | 5.0                                  | 0.698                               | 12.2                              | 0.462                            | 3.7               | 1.0                    | 26.8              |                   |      |                   |      |                |             |                  |
| 123                          | Morocco                            | 0.667                          | ..    | ..               | ..                                    | ..                              | 14.0                          | 0.742                                     | ..                                   | ..                                  | ..                                | ..                               | 7.4 <sup>f</sup>  | 2.0 <sup>f</sup>       | 40.7 <sup>f</sup> |                   |      |                   |      |                |             |                  |
| 124                          | Nicaragua                          | 0.658                          | 0.507 | 22.9             | 0                                     | 22.6                            | 12.9                          | 0.746                                     | 25.7                                 | 0.415                               | 29.2                              | 0.421                            | 10.2              | 2.6                    | 46.2              |                   |      |                   |      |                |             |                  |
| 125                          | Cabo Verde                         | 0.654                          | ..    | ..               | ..                                    | ..                              | 13.3                          | 0.707                                     | 23.7                                 | 0.423                               | ..                                | ..                               | 10.7 <sup>f</sup> | 2.7 <sup>f</sup>       | 47.2 <sup>f</sup> |                   |      |                   |      |                |             |                  |
| 125                          | Guyana                             | 0.654                          | 0.532 | 18.6             | 5                                     | 18.4                            | 19.5                          | 0.579                                     | 10.7                                 | 0.532                               | 25.1                              | 0.488                            | ..                | ..                     | ..                |                   |      |                   |      |                |             |                  |
| 127                          | Guatemala                          | 0.650                          | 0.467 | 28.2             | -5                                    | 27.7                            | 16.0                          | 0.693                                     | 35.0                                 | 0.335                               | 32.2                              | 0.439                            | 11.9              | 2.9                    | 48.3              |                   |      |                   |      |                |             |                  |
| 127                          | Tajikistan                         | 0.650                          | 0.562 | 13.6             | 12                                    | 13.4                            | 20.1                          | 0.630                                     | 6.5                                  | 0.616                               | 13.5                              | 0.457                            | 5.6               | 1.4                    | 34.0              |                   |      |                   |      |                |             |                  |
| 129                          | Namibia                            | 0.647                          | 0.422 | 34.8             | -13                                   | 32.9                            | 20.2                          | 0.551                                     | 25.0                                 | 0.428                               | 53.6                              | 0.318                            | 20.1 <sup>f</sup> | 5.8 <sup>f</sup>       | 61.0 <sup>f</sup> |                   |      |                   |      |                |             |                  |
| 130                          | India                              | 0.640                          | 0.468 | 26.8             | -1                                    | 26.3                            | 21.4                          | 0.590                                     | 38.7                                 | 0.341                               | 18.8                              | 0.509                            | 5.3               | 1.5                    | 35.1              |                   |      |                   |      |                |             |                  |
| 131                          | Micronesia (Federated States of)   | 0.627                          | ..    | ..               | ..                                    | ..                              | 19.0                          | 0.615                                     | ..                                   | ..                                  | 26.4                              | 0.406                            | 8.4               | 1.8                    | 40.1              |                   |      |                   |      |                |             |                  |
| 132                          | Timor-Leste                        | 0.625                          | 0.452 | 27.7             | -6                                    | 26.4                            | 20.6                          | 0.601                                     | 44.9                                 | 0.278                               | 13.6                              | 0.552                            | 4.1               | 1.1                    | 28.7              |                   |      |                   |      |                |             |                  |
| 133                          | Honduras                           | 0.617                          | 0.459 | 25.6             | -4                                    | 25.2                            | 18.1                          | 0.678                                     | 22.7                                 | 0.388                               | 34.9                              | 0.368                            | 16.9              | 3.4                    | 50.0              |                   |      |                   |      |                |             |                  |
| 134                          | Bhutan                             | 0.612                          | 0.446 | 27.2             | -5                                    | 26.4                            | 17.8                          | 0.639                                     | 41.7                                 | 0.259                               | 19.6                              | 0.533                            | 6.9               | 1.8                    | 38.8              |                   |      |                   |      |                |             |                  |
| 134                          | Kiribati                           | 0.612                          | ..    | ..               | ..                                    | ..                              | 24.5                          | 0.540                                     | 21.4                                 | 0.488                               | ..                                | ..                               | 6.7 <sup>f</sup>  | 1.6 <sup>f</sup>       | 37.0 <sup>f</sup> |                   |      |                   |      |                |             |                  |
| 136                          | Bangladesh                         | 0.608                          | 0.462 | 24.1             | -1                                    | 23.4                            | 17.3                          | 0.672                                     | 37.3                                 | 0.319                               | 15.7                              | 0.459                            | 4.8               | 1.3                    | 32.4              |                   |      |                   |      |                |             |                  |
| 137                          | Congo                              | 0.606                          | 0.469 | 22.6             | 6                                     | 22.6                            | 25.1                          | 0.520                                     | 21.5                                 | 0.413                               | 21.2                              | 0.481                            | 12.8              | 3.1                    | 48.9              |                   |      |                   |      |                |             |                  |
| 138                          | Vanuatu                            | 0.603                          | 0.499 | 17.1             | 10                                    | 17.1                            | 14.1                          | 0.692                                     | 17.5                                 | 0.437                               | 19.7                              | 0.412                            | 6.7               | 1.7                    | 37.6              |                   |      |                   |      |                |             |                  |
| 139                          | Lao People's Democratic Republic   | 0.601                          | 0.445 | 26.1             | -2                                    | 25.8                            | 23.1                          | 0.556                                     | 34.1                                 | 0.320                               | 20.3                              | 0.494                            | 5.9               | 1.6                    | 36.4              |                   |      |                   |      |                |             |                  |
| 140                          | Ghana                              | 0.592                          | 0.420 | 28.9             | -5                                    | 28.8                            | 26.2                          | 0.489                                     | 34.9                                 | 0.363                               | 25.3                              | 0.419                            | 8.9               | 2.1                    | 42.4              |                   |      |                   |      |                |             |                  |
| 141                          | Equatorial Guinea                  | 0.591                          | ..    | ..               | ..                                    | ..                              | 35.0                          | 0.379                                     | ..                                   | ..                                  | ..                                | ..                               | ..                | ..                     | ..                |                   |      |                   |      |                |             |                  |
| 142                          | Kenya                              | 0.590                          | 0.434 | 26.4             | -1                                    | 26.3                            | 22.8                          | 0.562                                     | 22.9                                 | 0.425                               | 33.1                              | 0.342                            | 11.5 <sup>f</sup> | 2.9 <sup>f</sup>       | 48.5 <sup>f</sup> |                   |      |                   |      |                |             |                  |
| 143                          | Sao Tome and Principe              | 0.589                          | 0.473 | 19.8             | 12                                    | 19.7                            | 25.9                          | 0.533                                     | 18.3                                 | 0.455                               | 14.9                              | 0.435                            | 4.7               | 1.2                    | 30.8              |                   |      |                   |      |                |             |                  |
| 144                          | Eswatini (Kingdom of)              | 0.588                          | 0.414 | 29.7             | -3                                    | 29.4                            | 26.2                          | 0.434                                     | 24.1                                 | 0.401                               | 37.9                              | 0.406                            | 14.2 <sup>f</sup> | 3.5 <sup>f</sup>       | 51.5 <sup>f</sup> |                   |      |                   |      |                |             |                  |
| 144                          | Zambia                             | 0.588                          | 0.388 | 34.1             | -6                                    | 33.0                            | 28.8                          | 0.463                                     | 21.7                                 | 0.454                               | 48.6                              | 0.278                            | 21.1              | 5.0                    | 57.1              |                   |      |                   |      |                |             |                  |
| 146                          | Cambodia                           | 0.582                          | 0.469 | 19.4             | 14                                    | 19.2                            | 16.0                          | 0.638                                     | 27.3                                 | 0.354                               | 14.3                              | 0.457                            | ..                | ..                     | ..                |                   |      |                   |      |                |             |                  |
| 147                          | Angola                             | 0.581                          | 0.393 | 32.4             | -2                                    | 32.3                            | 33.8                          | 0.426                                     | 34.3                                 | 0.327                               | 28.9                              | 0.436                            | 9.0 <sup>f</sup>  | 2.2 <sup>f</sup>       | 42.7 <sup>f</sup> |                   |      |                   |      |                |             |                  |
| 148                          | Myanmar                            | 0.578                          | 0.466 | 19.4             | 11                                    | 18.9                            | 24.0                          | 0.547                                     | 26.9                                 | 0.324                               | 5.8                               | 0.572                            | 6.3               | 1.7                    | 38.1              |                   |      |                   |      |                |             |                  |
| 149                          | Nepal                              | 0.574                          | 0.427 | 25.6             | 5                                     | 24.6                            | 16.6                          | 0.649                                     | 40.9                                 | 0.296                               | 16.3                              | 0.405                            | 5.0               | 1.3                    | 32.8              |                   |      |                   |      |                |             |                  |
| 150                          | Pakistan                           | 0.562                          | 0.387 | 31.0             | -1                                    | 29.6                            | 31.0                          | 0.495                                     | 46.2                                 | 0.221                               | 11.6                              | 0.531                            | 4.4               | 1.2                    | 30.7              |                   |      |                   |      |                |             |                  |
| 151                          | Cameroon                           | 0.556                          | 0.366 | 34.2             | -4                                    | 34.2                            | 33.7                          | 0.393                                     | 33.0                                 | 0.367                               | 35.9                              | 0.339                            | 11.5              | 2.7                    | 46.6              |                   |      |                   |      |                |             |                  |
| <b>LOW HUMAN DEVELOPMENT</b> |                                    |                                |       |                  |                                       |                                 |                               |   |                                      |                                     |                                   |                                  |                   |                        |                   |                   |      |                   |      |                |             |                  |
| 152                          | Solomon Islands                    | 0.546                          | ..    | ..               | ..                                    | ..                              | 15.9                          | 0.660                                     | ..                                   | ..                                  | ..                                | ..                               | 6.4               | 1.6                    | 37.1              |                   |      |                   |      |                |             |                  |
| 153                          | Papua New Guinea                   | 0.544                          | ..    | ..               | ..                                    | ..                              | 25.3                          | 0.525                                     | 11.5                                 | 0.381                               | ..                                | ..                               | 9.3 <sup>f</sup>  | 2.1 <sup>f</sup>       | 41.9 <sup>f</sup> |                   |      |                   |      |                |             |                  |
| 154                          | Tanzania (United Republic of)      | 0.538                          | 0.404 | 24.8             | 4                                     | 24.8                            | 24.9                          | 0.535                                     | 27.0                                 | 0.322                               | 22.4                              | 0.384                            | 6.2               | 1.7                    | 37.8              |                   |      |                   |      |                |             |                  |
| 155                          | Syrian Arab Republic               | 0.536                          | ..    | ..               | ..                                    | ..                              | 13.0                          | 0.682                                     | ..                                   | ..                                  | ..                                | ..                               | ..                | ..                     | ..                |                   |      |                   |      |                |             |                  |
| 156                          | Zimbabwe                           | 0.535                          | ..    | ..               | ..                                    | ..                              | 26.6                          | 0.471                                     | 16.8                                 | 0.464                               | ..                                | ..                               | 8.6               | 2.2                    | 43.2              |                   |      |                   |      |                |             |                  |
| 157                          | Nigeria                            | 0.532                          | 0.347 | 34.7             | -6                                    | 34.6                            | 37.4                          | 0.326                                     | 38.1                                 | 0.299                               | 28.2                              | 0.429                            | 9.1 <sup>f</sup>  | 2.2 <sup>f</sup>       | 43.0 <sup>f</sup> |                   |      |                   |      |                |             |                  |
| 158                          | Rwanda                             | 0.524                          | 0.367 | 30.0             | 0                                     | 29.8                            | 23.8                          | 0.557                                     | 29.3                                 | 0.318                               | 36.4                              | 0.278                            | 11.0              | 3.2                    | 50.4              |                   |      |                   |      |                |             |                  |
| 159                          | Lesotho                            | 0.520                          | 0.359 | 31.0             | -1                                    | 30.5                            | 28.5                          | 0.380                                     | 21.9                                 | 0.392                               | 41.1                              | 0.310                            | 20.8              | 4.3                    | 54.2              |                   |      |                   |      |                |             |                  |
| 159                          | Mauritania                         | 0.520                          | 0.348 | 33.0             | -3                                    | 32.7                            | 32.6                          | 0.450                                     | 40.8                                 | 0.230                               | 24.6                              | 0.408                            | 5.4               | 1.3                    | 32.6              |                   |      |                   |      |                |             |                  |
| 161                          | Madagascar                         | 0.519                          | 0.385 | 25.9             | 5                                     | 25.6                            | 21.3                          | 0.561                                     | 35.0                                 | 0.324                               | 20.4                              | 0.313                            | 8.7               | 2.1                    | 42.6              |                   |      |                   |      |                |             |                  |
| 162                          | Uganda                             | 0.516                          | 0.370 | 28.3             | 5                                     | 28.2                            | 32.5                          | 0.417                                     | 27.9                                 | 0.378                               | 24.2                              | 0.321                            | 7.6               | 2.0                    | 41.0              |                   |      |                   |      |                |             |                  |
| 163                          | Benin                              | 0.515                          | 0.326 | 36.6             | -6                                    | 36.3                            | 35.0                          | 0.412                                     | 43.7                                 | 0.265                               | 30.3                              | 0.319                            | 16.3              | 2.9                    | 47.8              |                   |      |                   |      |                |             |                  |
| 164                          | Senegal                            | 0.505                          | 0.340 | 32.6             | -1                                    | 31.7                            | 21.1                          | 0.576                                     | 46.5                                 | 0.197                               | 27.7                              | 0.347                            | 7.7               | 1.9                    | 40.3              |                   |      |                   |      |                |             |                  |
| 165                          | Comoros                            | 0.503                          | 0.275 | 45.3             | -18                                   | 44.2                            | 28.9                          | 0.480                                     | 47.6                                 | 0.248                               | 56.0                              | 0.175                            | 11.2              | 2.5                    | 45.3              |                   |      |                   |      |                |             |                  |
| 165                          | Togo                               | 0.503                          | 0.344 | 31.7             | 1                                     | 31.5                            | 30.5                          | 0.433                                     | 38.9                                 | 0.309                               | 25.1                              | 0.303                            | 9.7               | 2.2                    | 43.1              |                   |      |                   |      |                |             |                  |
| 167                          | Sudan                              | 0.502                          | 0.328 | 34.7             | -1                                    | 34.5                            | 27.9                          | 0.496                                     | 42.5                                 | 0.189                               | 33.0                              | 0.376                            | 6.2 <sup>f</sup>  | 1.4 <sup>f</sup>       | 35.4 <sup>f</sup> |                   |      |                   |      |                |             |                  |
| 168                          | Afghanistan                        | 0.498                          | 0.350 | 29.6             | 7                                     | 28.2                            | 28.4                          | 0.485                                     | 45.4                                 | 0.227                               | 10.8                              | 0.391                            | ..                | ..                     | ..                |                   |      |                   |      |                |             |                  |
| 168                          | Haiti                              | 0.498                          | 0.304 | 39.0             | -7                                    | 38.4                            | 28.6                          | 0.479                                     | 38.3                                 | 0.267                               | 48.4                              | 0.219                            | 8.6               | 2.0                    | 41.1              |                   |      |                   |      |                |             |                  |
| 170                          | Côte d'Ivoire                      | 0.492                          | 0.311 | 36.9             | -1                                    | 36.3                            | 34.2                          | 0.345                                     | 47.4                                 | 0.223                               | 27.4                              | 0.389                            | 8.4               | 2.0                    | 41.5              |                   |      |                   |      |                |             |                  |
| 171                          | Malawi                             | 0.477                          | 0.332 | 30.4             | 5                                     | 30.4                            | 30.3                          | 0.468                                     | 28.4                                 | 0.323                               | 32.4                              | 0.242                            | 9.4               | 2.5                    | 45.5              |                   |      |                   |      |                |             |                  |
| 172                          | Djibouti                           | 0.476                          | 0.306 | 35.8             | -1                                    | 35.2                            | 30.8                          | 0.454                                     | 47.0                                 | 0.164                               | 27.7                              | 0.385                            | 10.2              | 2.3                    | 44.1              |                   |      |                   |      |                |             |                  |
| 173                          | Ethiopia                           | 0.463                          | 0.331 | 28.4             | 6                                     | 27.3                            | 24.9                          | 0.530                                     | 43.5                                 | 0.185                               | 13.4                              | 0.372                            | 7.1               | 1.8                    | 39.1              |                   |      |                   |      |                |             |                  |
| 174                          | Gambia                             | 0.460                          | 0.289 | 37.2             | -4                                    | 36.4                            | 28.5                          | 0.456                                     | 49.3                                 | 0.189                               | 31.5                              | 0.281                            | 5.9               | 1.5                    | 35.9              |                   |      |                   |      |                |             |                  |
| 175                          | Guinea                             | 0.459                          | 0.306 | 33.4             | 2                                     | 32.2                            | 31.2                          | 0.430                                     | 48.3                                 | 0.175                               | 17.1                              | 0.379                            | 5.5               | 1.3                    | 33.7              |                   |      |                   |      |                |             |                  |
| 176                          | Congo (Democratic Republic of the) | 0.457                          | 0.319 | 30.3             | 6                                     | 30.2                            | 36.1                          | 0.394                                     | 26.3                                 | 0.365                               | 28.2                              | 0.225                            | 8.8               | 2.1                    | 42.1              |                   |      |                   |      |                |             |                  |
| 177                          | Guinea-Bissau                      | 0.455                          | 0.276 | 39.4             | -5                                    | 39.4                            | 38.4                          | 0.358                                     | 41.9                                 | 0.228                               | 37.9                              | 0.257                            | 12.6              | 3.3                    | 50.7              |                   |      |                   |      |                |             |                  |

|   | Human Development Index (HDI) |              | Inequality-adjusted HDI (IHDI) |                                       | Coefficient of human inequality | Inequality in life expectancy | Inequality-adjusted life expectancy index | Inequality in education <sup>a</sup> | Inequality-adjusted education index | Inequality in income <sup>b</sup> | Inequality-adjusted income index | Income inequality      |                        |                        |
|---|-------------------------------|--------------|--------------------------------|---------------------------------------|---------------------------------|-------------------------------|---|--------------------------------------|-------------------------------------|-----------------------------------|----------------------------------|------------------------|------------------------|------------------------|
|   | Value                         | Value        | Overall loss (%)               | Difference from HDI rank <sup>c</sup> |                                 |                               |   |                                      |                                     |                                   |                                  | Quintile ratio         | Palma ratio            | Gini coefficient       |
| HDI rank  | 2017                          | 2017         | 2017                           | 2017                                  | 2017                            | 2015–2020 <sup>e</sup>        | 2017                                      | 2017 <sup>d</sup>                    | 2017                                | 2017 <sup>d</sup>                 | 2017                             | 2010–2017 <sup>e</sup> | 2010–2017 <sup>e</sup> | 2010–2017 <sup>e</sup> |
| 178 Yemen   | 0.452                         | 0.308        | 31.9                           | 6                                     | 30.9                            | 24.9                          | 0.522                                     | 46.1                                 | 0.188                               | 21.8                              | 0.297                            | 6.1                    | 1.6                    | 36.7                   |
| 179 Eritrea   | 0.440                         | ..           | ..                             | ..                                    | ..                              | 21.4                          | 0.551                                     | ..                                   | ..                                  | ..                                | ..                               | ..                     | ..                     | ..                     |
| 180 Mozambique  | 0.437                         | 0.294        | 32.7                           | 2                                     | 32.6                            | 35.6                          | 0.385                                     | 33.8                                 | 0.255                               | 28.4                              | 0.259                            | 14.2                   | 3.9                    | 54.0                   |
| 181 Liberia   | 0.435                         | 0.298        | 31.6                           | 4                                     | 31.0                            | 27.5                          | 0.480                                     | 42.9                                 | 0.248                               | 22.7                              | 0.221                            | 5.4                    | 1.3                    | 33.2                   |
| 182 Mali  | 0.427                         | 0.282        | 34.0                           | 1                                     | 32.8                            | 36.8                          | 0.374                                     | 46.2                                 | 0.158                               | 15.4                              | 0.380                            | 5.2 <sup>f</sup>       | 1.3 <sup>f</sup>       | 33.0 <sup>f</sup>      |
| 183 Burkina Faso  | 0.423                         | 0.288        | 32.1                           | 3                                     | 31.8                            | 32.0                          | 0.427                                     | 39.2                                 | 0.174                               | 24.2                              | 0.321                            | 5.3                    | 1.5                    | 35.3                   |
| 184 Sierra Leone  | 0.419                         | 0.266        | 36.5                           | -1                                    | 35.4                            | 39.8                          | 0.298                                     | 47.3                                 | 0.206                               | 19.2                              | 0.307                            | 5.4                    | 1.4                    | 34.0                   |
| 185 Burundi   | 0.417                         | 0.278        | 33.3                           | 3                                     | 32.8                            | 38.1                          | 0.361                                     | 39.5                                 | 0.256                               | 20.9                              | 0.233                            | 6.7                    | 1.7                    | 38.6                   |
| 186 Chad  | 0.404                         | 0.249        | 38.3                           | -1                                    | 37.9                            | 42.4                          | 0.294                                     | 43.0                                 | 0.170                               | 28.4                              | 0.310                            | 10.0                   | 2.2                    | 43.3                   |
| 187 South Sudan   | 0.388                         | 0.247        | 36.3                           | -1                                    | 36.3                            | 37.0                          | 0.361                                     | 39.6                                 | 0.180                               | 32.3                              | 0.232                            | 13.0 <sup>f</sup>      | 2.7 <sup>f</sup>       | 46.3 <sup>f</sup>      |
| 188 Central African Republic                                  | 0.367                         | 0.212        | 42.1                           | -1                                    | 41.8                            | 41.7                          | 0.295                                     | 34.5                                 | 0.223                               | 49.2                              | 0.145                            | 18.5 <sup>f</sup>      | 4.5 <sup>f</sup>       | 56.2 <sup>f</sup>      |
| 189 Niger   | 0.354                         | 0.250        | 29.3                           | 3                                     | 28.8                            | 34.9                          | 0.405                                     | 35.0                                 | 0.139                               | 16.4                              | 0.278                            | 5.4                    | 1.4                    | 34.3                   |
| <b>OTHER COUNTRIES OR TERRITORIES</b>                         |                               |              |                                |                                       |                                 |                               |   |                                      |                                     |                                   |                                  |                        |                        |                        |
| .. Korea (Democratic People's Rep. of)                        | ..                            | ..           | ..                             | ..                                    | ..                              | 11.6                          | 0.706                                     | ..                                   | ..                                  | ..                                | ..                               | ..                     | ..                     | ..                     |
| .. Monaco   | ..                            | ..           | ..                             | ..                                    | ..                              | ..                            | ..  | ..                                   | ..                                  | ..                                | ..                               | ..                     | ..                     | ..                     |
| .. Nauru  | ..                            | ..           | ..                             | ..                                    | ..                              | ..                            | ..  | ..                                   | ..                                  | ..                                | ..                               | ..                     | ..                     | ..                     |
| .. San Marino   | ..                            | ..           | ..                             | ..                                    | ..                              | ..                            | ..  | ..                                   | ..                                  | ..                                | ..                               | ..                     | ..                     | ..                     |
| .. Somalia  | ..                            | ..           | ..                             | ..                                    | ..                              | 38.9                          | 0.345                                     | ..                                   | ..                                  | ..                                | ..                               | ..                     | ..                     | ..                     |
| .. Tuvalu   | ..                            | ..           | ..                             | ..                                    | ..                              | ..                            | ..  | 10.5                                 | ..                                  | 23.4                              | 0.472                            | 7.0                    | 1.8                    | 39.1                   |
| <b>Human development groups</b>                               |                               |              |                                |                                       |                                 |                               |   |                                      |                                     |                                   |                                  |                        |                        |                        |
| Very high human development                                   | 0.894                         | 0.799        | 10.7                           | —                                     | 10.4                            | 5.0                           | 0.870                                     | 6.3                                  | 0.810                               | 20.1                              | 0.723                            | —                      | —                      | —                      |
| High human development  | 0.757                         | 0.636        | 16.0                           | —                                     | 15.7                            | 9.2                           | 0.782                                     | 13.1                                 | 0.579                               | 24.8                              | 0.569                            | —                      | —                      | —                      |
| Medium human development                                      | 0.645                         | 0.483        | 25.1                           | —                                     | 24.9                            | 20.3                          | 0.602                                     | 33.1                                 | 0.372                               | 21.2                              | 0.503                            | —                      | —                      | —                      |
| Low human development   | 0.504                         | 0.347        | 31.1                           | —                                     | 30.9                            | 31.2                          | 0.431                                     | 37.0                                 | 0.263                               | 24.6                              | 0.368                            | —                      | —                      | —                      |
| <b>Developing countries</b>                                   |                               |              |                                |                                       |                                 |                               |   |                                      |                                     |                                   |                                  |                        |                        |                        |
|   | 0.681                         | 0.531        | 22.0                           | —                                     | 21.9                            | 17.4                          | 0.644                                     | 25.3                                 | 0.435                               | 23.1                              | 0.535                            | —                      | —                      | —                      |
| <b>Regions</b>  |                               |              |                                |                                       |                                 |                               |   |                                      |                                     |                                   |                                  |                        |                        |                        |
| Arab States   | 0.699                         | 0.523        | 25.1                           | —                                     | 24.8                            | 15.7                          | 0.668                                     | 32.6                                 | 0.381                               | 26.1                              | 0.564                            | —                      | —                      | —                      |
| East Asia and the Pacific                                     | 0.733                         | 0.619        | 15.6                           | —                                     | 15.4                            | 10.0                          | 0.757                                     | 13.1                                 | 0.548                               | 23.1                              | 0.572                            | —                      | —                      | —                      |
| Europe and Central Asia                                       | 0.771                         | 0.681        | 11.7                           | —                                     | 11.6                            | 10.9                          | 0.732                                     | 7.2                                  | 0.680                               | 16.7                              | 0.633                            | —                      | —                      | —                      |
| Latin America and the Caribbean                               | 0.758                         | 0.593        | 21.8                           | —                                     | 21.2                            | 12.1                          | 0.753                                     | 18.4                                 | 0.558                               | 33.2                              | 0.496                            | —                      | —                      | —                      |
| South Asia  | 0.638                         | 0.471        | 26.1                           | —                                     | 25.6                            | 21.4                          | 0.596                                     | 37.7                                 | 0.338                               | 17.6                              | 0.519                            | —                      | —                      | —                      |
| Sub-Saharan Africa  | 0.537                         | 0.372        | 30.8                           | —                                     | 30.7                            | 30.8                          | 0.434                                     | 33.7                                 | 0.308                               | 27.7                              | 0.385                            | —                      | —                      | —                      |
| <b>Least developed countries</b>                              |                               |              |                                |                                       |                                 |                               |   |                                      |                                     |                                   |                                  |                        |                        |                        |
|   | 0.524                         | 0.375        | 28.5                           | —                                     | 28.2                            | 27.1                          | 0.502                                     | 36.2                                 | 0.274                               | 21.4                              | 0.382                            | —                      | —                      | —                      |
| <b>Small island developing states</b>                         |                               |              |                                |                                       |                                 |                               |   |                                      |                                     |                                   |                                  |                        |                        |                        |
|   | 0.676                         | 0.508        | 24.9                           | —                                     | 24.5                            | 17.8                          | 0.646                                     | 20.9                                 | 0.475                               | 34.9                              | 0.427                            | —                      | —                      | —                      |
| <b>Organisation for Economic Co-operation and Development</b> |                               |              |                                |                                       |                                 |                               |   |                                      |                                     |                                   |                                  |                        |                        |                        |
|   | 0.895                         | 0.788        | 11.9                           | —                                     | 11.6                            | 5.3                           | 0.883                                     | 7.7                                  | 0.785                               | 21.7                              | 0.708                            | —                      | —                      | —                      |
| <b>World</b>  | <b>0.728</b>                  | <b>0.582</b> | <b>20.0</b>                    | <b>—</b>                              | <b>19.9</b>                     | <b>15.2</b>                   | <b>0.681</b>                              | <b>22.0</b>                          | <b>0.493</b>                        | <b>22.6</b>                       | <b>0.588</b>                     | <b>—</b>               | <b>—</b>               | <b>—</b>               |

**NOTES**

- a** See <http://hdr.undp.org/en/composite/IHDI> for the list of surveys used to estimate inequalities.
- b** Based on countries for which an Inequality-adjusted Human Development Index value is calculated.
- c** Calculated by HDRO from the 2015–2020 period life tables from UNDESA (2017a).
- d** Data refer to 2017 or the most recent year available.
- e** Data refer to the most recent year available during the period specified.
- f** Data refer to a year earlier than 2010.

**DEFINITIONS**

**Human Development Index (HDI):** A composite index measuring average achievement in three basic dimensions of human development—a long and healthy life, knowledge and a decent standard of living. See *Technical note 1* at [http://hdr.undp.org/sites/default/files/hdr2018\\_technical\\_notes.pdf](http://hdr.undp.org/sites/default/files/hdr2018_technical_notes.pdf) for details on how the HDI is calculated.

**Inequality-adjusted HDI (IHDI):** HDI value adjusted for inequalities in the three basic dimensions of human development. See *Technical note 2* at [http://hdr.undp.org/sites/default/files/hdr2018\\_technical\\_notes.pdf](http://hdr.undp.org/sites/default/files/hdr2018_technical_notes.pdf) for details on how the IHDI is calculated.

**Overall loss:** Percentage difference between the IHDI value and the HDI value.

**Difference from HDI rank:** Difference in ranks on the IHDI and the HDI, calculated only for countries for which an IHDI value is calculated.

**Coefficient of human inequality:** Average inequality in three basic dimensions of human development.

**Inequality in life expectancy:** Inequality in distribution of expected length of life based on data from life tables estimated using the Atkinson inequality index.

**Inequality-adjusted life expectancy index:** HDI life expectancy index value adjusted for inequality in distribution of expected length of life based on data from life tables listed in *Main data sources*.

**Inequality in education:** Inequality in distribution of years of schooling based on data from household surveys estimated using the Atkinson inequality index.

**Inequality-adjusted education index:** HDI education index value adjusted for inequality in distribution of years of schooling based on data from household surveys listed in *Main data sources*.

**Inequality in income:** Inequality in income distribution based on data from household surveys estimated using the Atkinson inequality index.

**Inequality-adjusted income index:** HDI income index value adjusted for inequality in income distribution based on data from household surveys listed in *Main data sources*.

**Quintile ratio:** Ratio of the average income of the richest 20 percent of the population to the average income of the poorest 20 percent of the population.

**Palma ratio:** Ratio of the richest 10 percent of the population's share of gross national income (GNI) divided by the poorest 40 percent's share. It is based on the work of Palma (2011).

**Gini coefficient:** Measure of the deviation of the distribution of income among individuals or households within a country from a perfectly equal distribution. A value of 0 represents absolute equality, a value of 100 absolute inequality.

**MAIN DATA SOURCES**

**Column 1:** HDRO calculations based on data from UNDESA (2017a), UNESCO Institute for Statistics (2018), United Nations Statistics Division (2018b), World Bank (2018b), Barro and Lee (2016) and IMF (2018).

**Column 2:** Calculated as the geometric mean of the values in inequality-adjusted life expectancy index, inequality-adjusted education index and inequality-adjusted income index using the methodology in *Technical note 2* (available at [http://hdr.undp.org/sites/default/files/hdr2018\\_technical\\_notes.pdf](http://hdr.undp.org/sites/default/files/hdr2018_technical_notes.pdf)).

**Column 3:** Calculated based on data in columns 1 and 2.

**Column 4:** Calculated based on IHDI values and recalculated HDI ranks for countries for which an IHDI value is calculated.

**Column 5:** Calculated as the arithmetic mean of the values in inequality in life expectancy, inequality in education and inequality in income using the methodology in *Technical note 2* (available at [http://hdr.undp.org/sites/default/files/hdr2018\\_technical\\_notes.pdf](http://hdr.undp.org/sites/default/files/hdr2018_technical_notes.pdf)).

**Column 6:** Calculated based on abridged life tables from UNDESA (2017a).

**Column 7:** Calculated based on inequality in life expectancy and the HDI life expectancy index.

**Columns 8 and 10:** Calculated based on data from the Luxembourg Income Study database, Eurostat's European Union Statistics on Income and Living Conditions, the World Bank's International Income Distribution Database, the Center for Distributive, Labor and Social Studies and the World Bank's Socio-Economic Database for Latin America and the Caribbean, ICF Macro Demographic and Health Surveys and United Nations Children's Fund Multiple Indicator Cluster Surveys using the methodology in *Technical note 2* (available at [http://hdr.undp.org/sites/default/files/hdr2018\\_technical\\_notes.pdf](http://hdr.undp.org/sites/default/files/hdr2018_technical_notes.pdf)).

**Column 9:** Calculated based on inequality in education and the HDI education index.

**Column 11:** Calculated based on inequality in income and the HDI income index.

**Columns 12 and 13:** HDRO calculations based on data from World Bank (2018a).

**Column 14:** World Bank (2018a).

## Gender Development Index

| HDI rank                                       | Gender Development Index |                    | Human Development Index (HDI) |       | SDG 3<br>Life expectancy at birth |      | SDG 4.3<br>Expected years of schooling |                   | SDG 4.6<br>Mean years of schooling |                   | SDG 8.5<br>Estimated gross national income per capita <sup>a</sup> |        |                      |
|--|--------------------------|--------------------|-------------------------------|-------|-----------------------------------|------|--|-------------------|------------------------------------|-------------------|--|--------|----------------------|
|  | Value                    | Group <sup>b</sup> | Value                         |       | (years)                           |      | (years)                                |                   | (years)                            |                   | (2011 PPP \$)  |        |                      |
|  |                          |                    | Female                        | Male  | Female                            | Male | Female                                 | Male              | Female                             | Male              | Female   | Male   |                      |
|  | 2017                     | 2017               | 2017                          | 2017  | 2017                              | 2017 | 2017 <sup>c</sup>                      | 2017 <sup>c</sup> | 2017 <sup>e</sup>                  | 2017 <sup>e</sup> | 2017   | 2017   |                      |
| <b>VERY HIGH HUMAN DEVELOPMENT<sup>7</sup></b> |                          |                    |                               |       |                                   |      |  |                   |                                    |                   |  |        |                      |
| 1  | Norway                   | 0.991              | 1                             | 0.945 | 0.953                             | 84.2 | 80.5                                   | 18.6 <sup>d</sup> | 17.2                               | 12.6              | 12.5   | 60,153 | 75,731 <sup>e</sup>  |
| 2  | Switzerland              | 0.987              | 1                             | 0.937 | 0.949                             | 85.3 | 81.5                                   | 16.1              | 16.3                               | 13.9              | 12.9   | 47,938 | 67,490               |
| 3  | Australia                | 0.975              | 2                             | 0.926 | 0.950                             | 85.0 | 81.2                                   | 23.3 <sup>d</sup> | 22.5 <sup>d</sup>                  | 12.9              | 12.8   | 35,323 | 51,857               |
| 4  | Ireland                  | 0.979              | 1                             | 0.926 | 0.946                             | 83.6 | 79.7                                   | 19.7 <sup>d</sup> | 19.5 <sup>d</sup>                  | 12.7 <sup>f</sup> | 12.1 <sup>f</sup>  | 42,771 | 64,916               |
| 5  | Germany                  | 0.967              | 2                             | 0.919 | 0.951                             | 83.5 | 78.9                                   | 16.9              | 17.0                               | 13.6              | 14.5   | 37,689 | 54,843               |
| 6  | Iceland                  | 0.966              | 2                             | 0.920 | 0.952                             | 84.4 | 81.5                                   | 20.5 <sup>d</sup> | 18.2 <sup>d</sup>                  | 12.3 <sup>f</sup> | 12.7 <sup>f</sup>  | 38,004 | 53,562               |
| 7  | Hong Kong, China (SAR)   | 0.965              | 2                             | 0.916 | 0.949                             | 87.1 | 81.2                                   | 16.3              | 16.4                               | 11.6              | 12.5   | 43,813 | 75,577 <sup>e</sup>  |
| 7  | Sweden                   | 0.992              | 1                             | 0.927 | 0.934                             | 84.3 | 80.9                                   | 18.4 <sup>d</sup> | 16.9                               | 12.5              | 12.3   | 41,743 | 53,777               |
| 9  | Singapore                | 0.982              | 1                             | 0.922 | 0.939                             | 85.2 | 81.1                                   | 16.4 <sup>g</sup> | 16.0 <sup>g</sup>                  | 11.0              | 12.1   | 69,508 | 95,809 <sup>e</sup>  |
| 10   | Netherlands              | 0.966              | 2                             | 0.913 | 0.944                             | 83.7 | 80.3                                   | 18.3 <sup>d</sup> | 17.8                               | 11.9              | 12.5   | 38,767 | 57,123               |
| 11   | Denmark                  | 0.980              | 1                             | 0.919 | 0.938                             | 82.8 | 79.0                                   | 19.8 <sup>d</sup> | 18.4 <sup>d</sup>                  | 12.7 <sup>h</sup> | 12.4 <sup>h</sup>  | 40,293 | 55,624               |
| 12   | Canada                   | 0.986              | 1                             | 0.916 | 0.930                             | 84.4 | 80.7                                   | 16.9 <sup>f</sup> | 16.0 <sup>f</sup>                  | 13.3              | 12.9   | 34,928 | 52,070               |
| 13   | United States            | 0.992              | 1                             | 0.919 | 0.926                             | 81.8 | 77.3                                   | 17.2              | 15.7                               | 13.4              | 13.3   | 43,899 | 66,208               |
| 14   | United Kingdom           | 0.960              | 2                             | 0.903 | 0.941                             | 83.4 | 79.9                                   | 17.9              | 17.0                               | 12.8 <sup>h</sup> | 13.5 <sup>h</sup>  | 28,043 | 50,485               |
| 15   | Finland                  | 1.000              | 1                             | 0.917 | 0.917                             | 84.3 | 78.7                                   | 18.4 <sup>d</sup> | 16.9                               | 12.6              | 12.3   | 34,504 | 47,691               |
| 16   | New Zealand              | 0.966              | 2                             | 0.900 | 0.932                             | 83.7 | 80.4                                   | 19.7 <sup>d</sup> | 18.0                               | 12.7              | 12.5   | 25,872 | 42,339               |
| 17   | Belgium                  | 0.971              | 2                             | 0.901 | 0.928                             | 83.6 | 78.9                                   | 20.8 <sup>d</sup> | 18.8 <sup>d</sup>                  | 11.6              | 11.9   | 33,260 | 51,302               |
| 17   | Liechtenstein            | ..                 | ..                            | ..    | ..                                | ..   | ..                                     | 13.4              | 16.1                               | ..                | ..   | ..     | ..                   |
| 19   | Japan                    | 0.975              | 1                             | 0.894 | 0.917                             | 87.1 | 80.7                                   | 15.2              | 15.3                               | 12.9 <sup>i</sup> | 12.5 <sup>i</sup>  | 27,209 | 51,326               |
| 20   | Austria                  | 0.971              | 2                             | 0.893 | 0.920                             | 84.1 | 79.4                                   | 16.4              | 15.8                               | 11.8              | 12.6   | 35,626 | 55,591               |
| 21   | Luxembourg               | 0.969              | 2                             | 0.888 | 0.916                             | 84.1 | 79.8                                   | 14.1              | 13.9                               | 11.7 <sup>h</sup> | 12.4 <sup>h</sup>  | 51,154 | 78,737 <sup>e</sup>  |
| 22   | Israel                   | 0.975              | 2                             | 0.890 | 0.913                             | 84.3 | 80.9                                   | 16.5              | 15.3                               | 13.0              | 13.0   | 24,620 | 40,910               |
| 22   | Korea (Republic of)      | 0.932              | 3                             | 0.866 | 0.929                             | 85.3 | 79.2                                   | 15.9              | 17.1                               | 11.4              | 12.9   | 22,572 | 49,297               |
| 24   | France                   | 0.987              | 1                             | 0.894 | 0.906                             | 85.6 | 79.8                                   | 16.8              | 16.0                               | 11.3              | 11.8   | 32,518 | 46,218               |
| 25   | Slovenia                 | 1.003              | 1                             | 0.898 | 0.895                             | 83.9 | 78.3                                   | 18.0              | 16.5                               | 12.2              | 12.3   | 26,898 | 34,341               |
| 26   | Spain                    | 0.979              | 1                             | 0.879 | 0.898                             | 86.0 | 80.5                                   | 18.2 <sup>d</sup> | 17.5                               | 9.7               | 10.0   | 26,954 | 41,850               |
| 27   | Czechia                  | 0.986              | 1                             | 0.881 | 0.894                             | 81.7 | 76.0                                   | 17.6              | 16.1                               | 12.6              | 13.1   | 23,224 | 38,206               |
| 28   | Italy                    | 0.967              | 2                             | 0.863 | 0.893                             | 85.3 | 80.9                                   | 16.6              | 15.9                               | 10.0 <sup>h</sup> | 10.4 <sup>h</sup>  | 25,767 | 45,326               |
| 29   | Malta                    | 0.960              | 2                             | 0.858 | 0.893                             | 82.6 | 79.4                                   | 16.4              | 15.4                               | 11.0              | 11.6   | 24,255 | 44,446               |
| 30   | Estonia                  | 1.019              | 1                             | 0.876 | 0.860                             | 82.0 | 73.0                                   | 16.9              | 15.3                               | 13.0              | 12.2   | 21,896 | 37,043               |
| 31   | Greece                   | 0.964              | 2                             | 0.853 | 0.885                             | 83.9 | 78.9                                   | 17.0              | 17.5                               | 10.5              | 11.0   | 19,658 | 29,796               |
| 32   | Cyprus                   | 0.984              | 1                             | 0.861 | 0.875                             | 82.8 | 78.5                                   | 15.0              | 14.2                               | 12.0              | 12.2   | 26,580 | 36,543               |
| 33   | Poland                   | 1.006              | 1                             | 0.866 | 0.861                             | 81.6 | 73.9                                   | 17.3              | 15.6                               | 12.3              | 12.3   | 20,367 | 32,343               |
| 34   | United Arab Emirates     | 0.968              | 2                             | 0.832 | 0.859                             | 78.9 | 76.7                                   | 14.3              | 13.4                               | 11.9 <sup>j</sup> | 9.7 <sup>j</sup>   | 24,973 | 84,130 <sup>e</sup>  |
| 35   | Andorra                  | ..                 | ..                            | ..    | ..                                | ..   | ..                                     | ..                | ..                                 | 10.1              | 10.2   | ..     | ..                   |
| 35   | Lithuania                | 1.026              | 2                             | 0.868 | 0.846                             | 80.0 | 69.4                                   | 16.6              | 15.7                               | 13.0              | 13.0   | 24,366 | 32,934               |
| 37   | Qatar                    | 1.031              | 2                             | 0.870 | 0.843                             | 80.0 | 77.6                                   | 14.8              | 12.0                               | 10.8              | 9.5  | 59,164 | 135,961 <sup>e</sup> |
| 38   | Slovakia                 | 0.991              | 1                             | 0.850 | 0.858                             | 80.4 | 73.4                                   | 15.5              | 14.4                               | 12.3              | 12.6   | 22,600 | 36,726               |
| 39   | Brunei Darussalam        | 0.990              | 1                             | 0.846 | 0.854                             | 79.1 | 75.8                                   | 14.8              | 14.1                               | 9.0 <sup>i</sup>  | 9.1 <sup>i</sup>   | 63,939 | 88,204 <sup>e</sup>  |
| 39   | Saudi Arabia             | 0.877              | 5                             | 0.782 | 0.892                             | 76.5 | 73.4                                   | 16.0              | 17.8                               | 8.8 <sup>h</sup>  | 9.9 <sup>h</sup>   | 17,422 | 73,945               |
| 41   | Latvia                   | 1.030              | 2                             | 0.858 | 0.834                             | 79.4 | 69.7                                   | 16.5              | 15.1                               | 13.2 <sup>h</sup> | 12.5 <sup>h</sup>  | 20,822 | 29,924               |
| 41   | Portugal                 | 0.983              | 1                             | 0.839 | 0.853                             | 84.2 | 78.4                                   | 16.2              | 16.4                               | 9.2               | 9.2  | 23,095 | 32,013               |
| 43   | Bahrain                  | 0.931              | 3                             | 0.805 | 0.865                             | 78.1 | 76.2                                   | 16.6              | 15.6                               | 9.3 <sup>j</sup>  | 9.5 <sup>j</sup>   | 18,774 | 55,130               |
| 44   | Chile                    | 0.961              | 2                             | 0.823 | 0.856                             | 82.1 | 77.2                                   | 16.7              | 16.2                               | 10.2              | 10.5   | 15,137 | 28,809               |
| 45   | Hungary                  | 0.985              | 1                             | 0.830 | 0.843                             | 79.4 | 72.5                                   | 15.4              | 14.8                               | 11.7              | 12.1   | 19,931 | 31,413               |
| 46   | Croatia                  | 0.991              | 1                             | 0.828 | 0.835                             | 81.0 | 74.5                                   | 15.7              | 14.3                               | 11.2 <sup>j</sup> | 11.7 <sup>j</sup>  | 17,507 | 27,164               |
| 47   | Argentina                | 0.997              | 1                             | 0.816 | 0.819                             | 80.4 | 73.0                                   | 18.7              | 16.2                               | 10.1 <sup>j</sup> | 9.7 <sup>j</sup>   | 12,395 | 24,789               |
| 48   | Oman                     | 0.942              | 3                             | 0.781 | 0.829                             | 79.7 | 75.6                                   | 14.7              | 13.4                               | 10.4              | 9.2  | 11,246 | 49,282               |
| 49   | Russian Federation       | 1.019              | 1                             | 0.823 | 0.808                             | 76.8 | 65.6                                   | 15.9              | 15.2                               | 12.0 <sup>h</sup> | 12.1 <sup>h</sup>  | 19,510 | 29,671               |
| 50   | Montenegro               | 0.956              | 2                             | 0.794 | 0.831                             | 79.6 | 74.9                                   | 15.2              | 14.7                               | 10.7 <sup>h</sup> | 12.0 <sup>h</sup>  | 12,967 | 20,692               |
| 51   | Bulgaria                 | 0.990              | 1                             | 0.808 | 0.816                             | 78.4 | 71.5                                   | 15.0              | 14.6                               | 11.9              | 11.8   | 14,777 | 22,930               |
| 52   | Romania                  | 0.985              | 1                             | 0.804 | 0.817                             | 79.0 | 72.1                                   | 14.6              | 13.9                               | 10.6              | 11.3   | 18,217 | 27,358               |
| 53   | Belarus                  | 1.020              | 1                             | 0.814 | 0.799                             | 78.5 | 67.5                                   | 15.9              | 15.1                               | 12.2              | 12.4   | 13,479 | 19,592               |
| 54   | Bahamas                  | ..                 | ..                            | ..    | ..                                | 78.8 | 72.7                                   | ..                | ..                                 | 11.5 <sup>h</sup> | 10.5 <sup>h</sup>  | 22,156 | 31,397               |
| 55   | Uruguay                  | 1.014              | 1                             | 0.807 | 0.796                             | 81.0 | 74.0                                   | 16.9              | 15.0                               | 9.0               | 8.4  | 15,282 | 24,905               |
| 56   | Kuwait                   | 0.990              | 1                             | 0.791 | 0.799                             | 76.1 | 73.9                                   | 14.3              | 12.9                               | 8.0               | 6.9  | 39,570 | 93,476 <sup>e</sup>  |
| 57   | Malaysia                 | 0.976              | 1                             | 0.791 | 0.810                             | 77.9 | 73.3                                   | 14.1              | 13.3                               | 10.0 <sup>h</sup> | 10.3 <sup>h</sup>  | 20,004 | 31,826               |
| 58   | Barbados                 | 1.015              | 1                             | 0.805 | 0.792                             | 78.4 | 73.6                                   | 16.7              | 13.9                               | 10.6 <sup>k</sup> | 10.4 <sup>k</sup>  | 13,509 | 18,384               |
| 58   | Kazakhstan               | 1.007              | 1                             | 0.801 | 0.795                             | 74.8 | 65.3                                   | 15.5              | 14.8                               | 11.8 <sup>i</sup> | 11.7 <sup>i</sup>  | 16,814 | 28,815               |

| HDI rank                        | Gender Development Index                  |                    | Human Development Index (HDI) |       | SDG 3<br>Life expectancy at birth |      | SDG 4.3<br>Expected years of schooling |                   | SDG 4.6<br>Mean years of schooling |                   | SDG 8.5<br>Estimated gross national income per capita <sup>a</sup> |        |        |
|---------------------------------|---|--------------------|-------------------------------|-------|-----------------------------------|------|--|-------------------|------------------------------------|-------------------|--|--------|--------|
|                                 | Value                                     | Group <sup>b</sup> | Value                         |       | (years)                           |      | (years)                                |                   | (years)                            |                   | (2011 PPP \$)  |        |        |
|                                 |   |                    | Female                        | Male  | Female                            | Male | Female                                 | Male              | Female                             | Male              | Female   | Male   |        |
|                                 | 2017                                      | 2017               | 2017                          | 2017  | 2017                              | 2017 | 2017 <sup>c</sup>                      | 2017 <sup>c</sup> | 2017 <sup>c</sup>                  | 2017 <sup>c</sup> | 2017   | 2017   |        |
| <b>HIGH HUMAN DEVELOPMENT</b>   |   |                    |                               |       |                                   |      |  |                   |                                    |                   |  |        |        |
| 60                              | Iran (Islamic Republic of)                | 0.871              | 5                             | 0.726 | 0.834                             | 77.3 | 75.1                                   | 14.6              | 15.1                               | 9.7 <sup>i</sup>  | 9.9 <sup>i</sup>   | 6,094  | 32,017 |
| 60                              | Palau                                     | ..                 | ..                            | ..    | ..                                | ..   | ..                                     | 17.8              | 16.5                               | ..                | ..   | ..     | ..     |
| 62                              | Seychelles                                | ..                 | ..                            | ..    | ..                                | 78.6 | 69.5                                   | 15.3              | 14.3                               | ..                | ..   | ..     | ..     |
| 63                              | Costa Rica                                | 0.974              | 2                             | 0.779 | 0.800                             | 82.4 | 77.7                                   | 15.8              | 14.9                               | 8.8               | 8.5  | 10,419 | 18,851 |
| 64                              | Turkey                                    | 0.922              | 4                             | 0.755 | 0.819                             | 79.2 | 72.8                                   | 14.7              | 15.7                               | 7.1               | 8.8  | 15,576 | 34,313 |
| 65                              | Mauritius                                 | 0.968              | 2                             | 0.773 | 0.799                             | 78.4 | 71.4                                   | 15.5              | 14.6                               | 9.1 <sup>i</sup>  | 9.5 <sup>i</sup>   | 12,558 | 27,986 |
| 66                              | Panama                                    | 0.988              | 1                             | 0.782 | 0.791                             | 81.3 | 75.3                                   | 13.3              | 12.1                               | 10.4 <sup>i</sup> | 9.9 <sup>i</sup>   | 13,229 | 25,102 |
| 67                              | Serbia                                    | 0.976              | 1                             | 0.777 | 0.796                             | 78.2 | 72.5                                   | 15.1              | 14.2                               | 10.7              | 11.6   | 10,672 | 15,474 |
| 68                              | Albania                                   | 0.970              | 2                             | 0.772 | 0.796                             | 80.6 | 76.5                                   | 15.0              | 14.4                               | 9.8               | 10.2   | 9,702  | 14,028 |
| 69                              | Trinidad and Tobago                       | 1.013              | 1                             | 0.794 | 0.784                             | 74.4 | 67.4                                   | 14.4 <sup>l</sup> | 12.5 <sup>l</sup>                  | 11.0 <sup>h</sup> | 10.8 <sup>h</sup>  | 22,008 | 35,435 |
| 70                              | Antigua and Barbuda                       | ..                 | ..                            | ..    | ..                                | 78.9 | 74.0                                   | 13.9 <sup>h</sup> | 12.6 <sup>h</sup>                  | ..                | ..   | ..     | ..     |
| 70                              | Georgia                                   | 0.975              | 1                             | 0.766 | 0.786                             | 77.6 | 69.2                                   | 15.3              | 14.8                               | 12.8              | 12.8   | 6,177  | 12,481 |
| 72                              | Saint Kitts and Nevis                     | ..                 | ..                            | ..    | ..                                | ..   | ..                                     | 14.6              | 14.3                               | ..                | ..   | ..     | ..     |
| 73                              | Cuba                                      | 0.942              | 3                             | 0.751 | 0.797                             | 81.9 | 78.0                                   | 14.3              | 13.7                               | 11.6 <sup>h</sup> | 12.1 <sup>h</sup>  | 5,001  | 10,045 |
| 74                              | Mexico                                    | 0.954              | 2                             | 0.752 | 0.789                             | 79.7 | 74.9                                   | 14.4              | 13.8                               | 8.4               | 8.8  | 11,065 | 22,873 |
| 75                              | Grenada                                   | ..                 | ..                            | ..    | ..                                | 76.3 | 71.4                                   | 17.4              | 16.3                               | ..                | ..   | ..     | ..     |
| 76                              | Sri Lanka                                 | 0.935              | 3                             | 0.738 | 0.789                             | 78.8 | 72.1                                   | 14.1              | 13.6                               | 10.3 <sup>h</sup> | 11.4 <sup>h</sup>  | 6,462  | 16,581 |
| 77                              | Bosnia and Herzegovina                    | 0.924              | 4                             | 0.739 | 0.800                             | 79.6 | 74.6                                   | 14.9 <sup>k</sup> | 14.5 <sup>k</sup>                  | 8.6               | 10.9   | 7,723  | 15,856 |
| 78                              | Venezuela (Bolivarian Republic of)        | 1.011              | 1                             | 0.762 | 0.754                             | 78.9 | 70.8                                   | 15.4              | 13.2                               | 10.7              | 10.0   | 7,401  | 13,976 |
| 79                              | Brazil                                    | 0.992              | 1                             | 0.755 | 0.761                             | 79.3 | 72.1                                   | 15.9              | 14.9                               | 8.0 <sup>h</sup>  | 7.7 <sup>h</sup>   | 10,073 | 17,566 |
| 80                              | Azerbaijan                                | 0.949              | 3                             | 0.734 | 0.773                             | 75.2 | 69.1                                   | 12.6 <sup>m</sup> | 12.7 <sup>m</sup>                  | 10.5              | 11.0   | 10,089 | 21,152 |
| 80                              | Lebanon                                   | 0.889              | 5                             | 0.701 | 0.788                             | 81.6 | 78.2                                   | 12.4              | 12.7                               | 8.5 <sup>h</sup>  | 8.9 <sup>h</sup>   | 5,523  | 21,182 |
| 80                              | The former Yugoslav Republic of Macedonia | 0.946              | 3                             | 0.731 | 0.773                             | 77.9 | 73.9                                   | 13.5              | 13.2                               | 8.9 <sup>k</sup>  | 9.9 <sup>k</sup>   | 9,114  | 15,897 |
| 83                              | Armenia                                   | 0.969              | 2                             | 0.740 | 0.764                             | 77.8 | 71.4                                   | 13.4              | 12.6                               | 11.7              | 11.7   | 6,358  | 12,281 |
| 83                              | Thailand                                  | 0.996              | 1                             | 0.753 | 0.756                             | 79.3 | 71.8                                   | 14.8              | 14.5                               | 7.4 <sup>h</sup>  | 7.8 <sup>h</sup>   | 13,793 | 17,327 |
| 85                              | Algeria                                   | 0.861              | 5                             | 0.680 | 0.791                             | 77.6 | 75.1                                   | 14.6              | 14.1                               | 7.6 <sup>h</sup>  | 8.6 <sup>h</sup>   | 4,232  | 23,181 |
| 86                              | China                                     | 0.955              | 2                             | 0.735 | 0.769                             | 78.0 | 74.9                                   | 14.0              | 13.6                               | 7.6 <sup>i</sup>  | 8.3 <sup>i</sup>   | 12,053 | 18,295 |
| 86                              | Ecuador                                   | 0.978              | 1                             | 0.741 | 0.757                             | 79.3 | 73.9                                   | 15.4              | 13.9                               | 8.6               | 8.8  | 7,388  | 13,307 |
| 88                              | Ukraine                                   | 0.993              | 1                             | 0.746 | 0.751                             | 76.9 | 67.1                                   | 15.2              | 14.8                               | 11.3 <sup>j</sup> | 11.3 <sup>j</sup>  | 6,082  | 10,513 |
| 89                              | Peru                                      | 0.950              | 3                             | 0.728 | 0.766                             | 77.9 | 72.6                                   | 13.9              | 13.6                               | 8.7               | 9.7  | 8,446  | 15,140 |
| 90                              | Colombia                                  | 0.997              | 1                             | 0.747 | 0.749                             | 78.2 | 71.0                                   | 14.9              | 14.3                               | 8.5               | 8.1  | 10,271 | 15,692 |
| 90                              | Saint Lucia                               | 0.993              | 1                             | 0.744 | 0.749                             | 78.4 | 73.0                                   | 13.9 <sup>m</sup> | 13.3 <sup>m</sup>                  | 9.4 <sup>h</sup>  | 8.7 <sup>h</sup>   | 9,388  | 14,101 |
| 92                              | Fiji                                      | ..                 | ..                            | ..    | ..                                | 73.6 | 67.5                                   | ..                | ..                                 | 10.9 <sup>i</sup> | 10.7 <sup>i</sup>  | 5,604  | 10,963 |
| 92                              | Mongolia                                  | 1.023              | 1                             | 0.750 | 0.733                             | 73.7 | 65.4                                   | 15.9              | 15.0                               | 10.6              | 9.8  | 8,482  | 11,759 |
| 94                              | Dominican Republic                        | 0.989              | 1                             | 0.728 | 0.736                             | 77.3 | 71.0                                   | 14.5              | 13.0                               | 8.1               | 7.5  | 8,909  | 18,975 |
| 95                              | Jordan                                    | 0.857              | 5                             | 0.658 | 0.767                             | 76.3 | 72.8                                   | 13.4 <sup>h</sup> | 12.9 <sup>h</sup>                  | 10.1 <sup>i</sup> | 10.6 <sup>i</sup>  | 2,459  | 13,971 |
| 95                              | Tunisia                                   | 0.897              | 5                             | 0.684 | 0.762                             | 78.0 | 73.9                                   | 15.8              | 14.4                               | 6.4 <sup>j</sup>  | 7.9 <sup>j</sup>   | 4,537  | 16,152 |
| 97                              | Jamaica                                   | 0.988              | 1                             | 0.731 | 0.739                             | 78.5 | 73.7                                   | 14.4 <sup>h</sup> | 12.8 <sup>h</sup>                  | 10.0 <sup>h</sup> | 9.5 <sup>h</sup>   | 5,898  | 9,812  |
| 98                              | Tonga                                     | 0.960              | 2                             | 0.707 | 0.736                             | 76.2 | 70.2                                   | 14.6 <sup>l</sup> | 14.0 <sup>l</sup>                  | 11.2 <sup>h</sup> | 11.1 <sup>h</sup>  | 3,769  | 7,314  |
| 99                              | Saint Vincent and the Grenadines          | ..                 | ..                            | ..    | ..                                | 75.6 | 71.2                                   | 13.4              | 13.1                               | ..                | ..   | 7,643  | 13,306 |
| 100                             | Suriname                                  | 0.975              | 2                             | 0.705 | 0.723                             | 74.9 | 68.4                                   | 13.0 <sup>m</sup> | 12.0 <sup>m</sup>                  | 8.3 <sup>h</sup>  | 8.6 <sup>h</sup>   | 9,132  | 17,449 |
| 101                             | Botswana                                  | 0.976              | 1                             | 0.707 | 0.725                             | 70.2 | 64.9                                   | 12.8 <sup>h</sup> | 12.5 <sup>h</sup>                  | 9.2 <sup>j</sup>  | 9.5 <sup>j</sup>   | 12,613 | 18,521 |
| 101                             | Maldives                                  | 0.919              | 4                             | 0.679 | 0.739                             | 78.8 | 76.7                                   | 12.7 <sup>m</sup> | 12.6 <sup>m</sup>                  | 6.2 <sup>i</sup>  | 6.4 <sup>i</sup>   | 7,064  | 18,501 |
| 103                             | Dominica                                  | ..                 | ..                            | ..    | ..                                | ..   | ..                                     | ..                | ..                                 | ..                | ..   | ..     | ..     |
| 104                             | Samoa                                     | ..                 | ..                            | ..    | ..                                | 78.5 | 72.3                                   | 12.9 <sup>g</sup> | 12.1 <sup>g</sup>                  | ..                | ..   | 3,778  | 7,909  |
| 105                             | Uzbekistan                                | 0.945              | 3                             | 0.687 | 0.726                             | 74.2 | 68.6                                   | 11.8              | 12.2                               | 11.2              | 11.8   | 4,687  | 8,264  |
| 106                             | Belize                                    | 0.979              | 1                             | 0.699 | 0.714                             | 73.6 | 67.9                                   | 13.0              | 12.7                               | 10.5 <sup>h</sup> | 10.4 <sup>h</sup>  | 5,689  | 8,655  |
| 106                             | Marshall Islands                          | ..                 | ..                            | ..    | ..                                | ..   | ..                                     | ..                | ..                                 | 10.7              | 11.1   | ..     | ..     |
| 108                             | Libya                                     | 0.929              | 3                             | 0.668 | 0.719                             | 75.1 | 69.3                                   | 13.6 <sup>l</sup> | 13.2 <sup>l</sup>                  | 7.7 <sup>j</sup>  | 7.0 <sup>j</sup>   | 4,623  | 17,472 |
| 108                             | Turkmenistan                              | ..                 | ..                            | ..    | ..                                | 71.4 | 64.5                                   | 10.5              | 11.1                               | ..                | ..   | 11,240 | 20,083 |
| 110                             | Gabon                                     | 0.911              | 4                             | 0.670 | 0.735                             | 68.2 | 64.9                                   | 12.5 <sup>m</sup> | 13.4 <sup>m</sup>                  | 7.4 <sup>m</sup>  | 9.1 <sup>m</sup>   | 11,789 | 20,825 |
| 110                             | Paraguay                                  | 0.972              | 2                             | 0.690 | 0.710                             | 75.5 | 71.1                                   | 13.2              | 12.2                               | 8.4               | 8.3  | 6,212  | 10,486 |
| 112                             | Moldova (Republic of)                     | 1.005              | 1                             | 0.701 | 0.698                             | 76.0 | 67.4                                   | 11.9              | 11.4                               | 11.5              | 11.7   | 4,849  | 6,318  |
| <b>MEDIUM HUMAN DEVELOPMENT</b> |   |                    |                               |       |                                   |      |  |                   |                                    |                   |  |        |        |
| 113                             | Philippines                               | 1.000              | 1                             | 0.699 | 0.698                             | 72.8 | 65.9                                   | 12.9              | 12.3                               | 9.5 <sup>h</sup>  | 9.2 <sup>h</sup>   | 7,582  | 10,705 |
| 113                             | South Africa                              | 0.984              | 1                             | 0.692 | 0.704                             | 67.0 | 59.9                                   | 13.7              | 13.1                               | 9.9               | 10.4   | 9,060  | 14,894 |
| 115                             | Egypt                                     | 0.872              | 5                             | 0.636 | 0.729                             | 74.0 | 69.5                                   | 13.1              | 13.1                               | 6.5 <sup>i</sup>  | 7.9 <sup>i</sup>   | 4,081  | 16,489 |
| 116                             | Indonesia                                 | 0.932              | 3                             | 0.666 | 0.715                             | 71.6 | 67.3                                   | 12.8              | 12.8                               | 7.5               | 8.4  | 7,259  | 14,385 |
| 116                             | Viet Nam                                  | 1.005              | 1                             | 0.696 | 0.692                             | 81.0 | 71.8                                   | 12.9 <sup>k</sup> | 12.5 <sup>k</sup>                  | 7.9 <sup>k</sup>  | 8.5 <sup>k</sup>   | 5,345  | 6,383  |

**TABLE 4 GENDER DEVELOPMENT INDEX**

|  | Gender Development Index |                    | Human Development Index (HDI) |       | SDG 3<br>Life expectancy at birth |      | SDG 4.3<br>Expected years of schooling |                   | SDG 4.6<br>Mean years of schooling |                   | SDG 8.5<br>Estimated gross national income per capita <sup>a</sup> |        |
|--|--------------------------|--------------------|-------------------------------|-------|-----------------------------------|------|--|-------------------|------------------------------------|-------------------|--|--------|
|  |                          |                    | Value                         |       | (years)                           |      | (years)                                |                   | (years)                            |                   | (2011 PPP \$)  |        |
|  | Value                    | Group <sup>b</sup> | Female                        | Male  | Female                            | Male | Female                                 | Male              | Female                             | Male              | Female   | Male   |
|  | 2017                     | 2017               | 2017                          | 2017  | 2017                              | 2017 | 2017 <sup>c</sup>                      | 2017 <sup>c</sup> | 2017 <sup>c</sup>                  | 2017 <sup>c</sup> | 2017   | 2017   |
| <b>HDI rank</b>                        |                          |                    |                               |       |                                   |      |  |                   |                                    |                   |  |        |
| 118 Bolivia (Plurinational State of)   | 0.929                    | 3                  | 0.665                         | 0.716 | 72.1                              | 67.0 | 14.0                                   | 14.0              | 8.2                                | 9.7               | 4,686  | 8,737  |
| 119 Palestine, State of                | 0.877                    | 5                  | 0.623                         | 0.710 | 75.6                              | 71.8 | 13.7                                   | 12.0              | 8.9                                | 9.3               | 1,802  | 8,216  |
| 120 Iraq                               | 0.823                    | 5                  | 0.603                         | 0.733 | 72.3                              | 67.8 | 10.1 <sup>m</sup>                      | 12.0 <sup>m</sup> | 5.4 <sup>h</sup>                   | 7.8 <sup>h</sup>  | 6,039  | 29,250 |
| 121 El Salvador                        | 0.969                    | 2                  | 0.663                         | 0.684 | 78.1                              | 69.1 | 12.5                                   | 12.8              | 6.7                                | 7.3               | 5,226  | 8,722  |
| 122 Kyrgyzstan                         | 0.960                    | 2                  | 0.654                         | 0.681 | 75.1                              | 67.1 | 13.7                                   | 13.2              | 10.9 <sup>m</sup>                  | 10.8 <sup>m</sup> | 2,159  | 4,369  |
| 123 Morocco                            | 0.838                    | 5                  | 0.598                         | 0.713 | 77.2                              | 74.9 | 12.0                                   | 12.8              | 4.5 <sup>i</sup>                   | 6.5 <sup>i</sup>  | 3,197  | 11,561 |
| 124 Nicaragua                          | 0.966                    | 2                  | 0.642                         | 0.665 | 78.6                              | 72.6 | 12.3                                   | 11.8              | 6.9 <sup>i</sup>                   | 6.4 <sup>i</sup>  | 3,434  | 6,930  |
| 125 Cabo Verde                         | 0.949                    | 3                  | 0.632                         | 0.666 | 74.9                              | 70.9 | 12.8                                   | 12.1              | 5.9                                | 6.4               | 4,295  | 7,683  |
| 125 Guyana                             | 0.948                    | 3                  | 0.631                         | 0.666 | 69.2                              | 64.5 | 11.7                                   | 11.0              | 8.5 <sup>k</sup>                   | 8.4 <sup>k</sup>  | 4,543  | 10,295 |
| 127 Guatemala                          | 0.948                    | 3                  | 0.630                         | 0.665 | 76.8                              | 70.4 | 10.7                                   | 10.9              | 6.4 <sup>h</sup>                   | 6.5 <sup>h</sup>  | 4,768  | 9,869  |
| 127 Tajikistan                         | 0.933                    | 3                  | 0.624                         | 0.669 | 74.4                              | 68.4 | 10.5                                   | 11.9              | 10.7 <sup>i</sup>                  | 10.2 <sup>i</sup> | 2,233  | 4,392  |
| 129 Namibia                            | 1.014                    | 1                  | 0.651                         | 0.642 | 67.7                              | 61.8 | 12.4 <sup>m</sup>                      | 12.2 <sup>m</sup> | 7.2 <sup>i</sup>                   | 6.6 <sup>i</sup>  | 8,895  | 9,907  |
| 130 India                              | 0.841                    | 5                  | 0.575                         | 0.683 | 70.4                              | 67.3 | 12.9                                   | 11.9              | 4.8 <sup>h</sup>                   | 8.2 <sup>h</sup>  | 2,722  | 9,729  |
| 131 Micronesia (Federated States of)   | ..                       | ..                 | ..                            | ..    | 70.5                              | 68.1 | ..                                     | ..                | ..                                 | ..                | ..   | ..     |
| 132 Timor-Leste                        | 0.855                    | 5                  | 0.567                         | 0.663 | 71.1                              | 67.4 | 12.3                                   | 13.2              | 3.6 <sup>m</sup>                   | 5.3 <sup>m</sup>  | 3,301  | 10,282 |
| 133 Honduras                           | 0.978                    | 1                  | 0.608                         | 0.622 | 76.3                              | 71.2 | 10.7                                   | 9.8               | 6.6                                | 6.5               | 3,277  | 5,159  |
| 134 Bhutan                             | 0.893                    | 5                  | 0.576                         | 0.645 | 70.9                              | 70.3 | 12.4                                   | 12.2              | 2.1 <sup>k</sup>                   | 4.2 <sup>k</sup>  | 6,002  | 9,889  |
| 134 Kiribati                           | ..                       | ..                 | ..                            | ..    | 69.8                              | 63.2 | 13.4                                   | 12.6              | ..                                 | ..                | ..   | ..     |
| 136 Bangladesh                         | 0.881                    | 5                  | 0.567                         | 0.644 | 74.6                              | 71.2 | 11.7 <sup>h</sup>                      | 11.3 <sup>h</sup> | 5.2 <sup>j</sup>                   | 6.7 <sup>j</sup>  | 2,041  | 5,285  |
| 137 Congo                              | 0.934                    | 3                  | 0.583                         | 0.624 | 66.7                              | 63.5 | 11.2                                   | 11.5              | 5.5 <sup>j</sup>                   | 6.7 <sup>j</sup>  | 4,905  | 6,483  |
| 138 Vanuatu                            | ..                       | ..                 | ..                            | ..    | 74.7                              | 70.2 | 10.4 <sup>i</sup>                      | 11.1 <sup>i</sup> | ..                                 | ..                | 2,340  | 3,635  |
| 139 Lao People's Democratic Republic   | 0.934                    | 3                  | 0.579                         | 0.621 | 68.6                              | 65.4 | 10.9                                   | 11.5              | 4.6 <sup>i</sup>                   | 5.7 <sup>i</sup>  | 5,354  | 6,789  |
| 140 Ghana                              | 0.910                    | 4                  | 0.563                         | 0.619 | 64.1                              | 62.0 | 11.5                                   | 11.8              | 6.3 <sup>j</sup>                   | 7.9 <sup>j</sup>  | 3,349  | 4,849  |
| 141 Equatorial Guinea                  | ..                       | ..                 | ..                            | ..    | 59.4                              | 56.7 | ..                                     | ..                | 4.0 <sup>m</sup>                   | 7.3 <sup>m</sup>  | 14,869   | 23,258 |
| 142 Kenya                              | 0.931                    | 3                  | 0.568                         | 0.610 | 69.7                              | 64.9 | 11.7 <sup>m</sup>                      | 12.5 <sup>m</sup> | 5.7 <sup>i</sup>                   | 7.1 <sup>i</sup>  | 2,529  | 3,398  |
| 143 Sao Tome and Principe              | 0.892                    | 5                  | 0.550                         | 0.617 | 68.9                              | 64.6 | 12.6                                   | 12.4              | 5.6 <sup>h</sup>                   | 7.1 <sup>h</sup>  | 1,780  | 4,112  |
| 144 Eswatini (Kingdom of)              | 0.943                    | 3                  | 0.568                         | 0.603 | 61.3                              | 54.9 | 10.8                                   | 11.6              | 6.1 <sup>k</sup>                   | 6.9 <sup>k</sup>  | 5,722  | 9,641  |
| 144 Zambia                             | 0.941                    | 3                  | 0.569                         | 0.605 | 65.0                              | 59.6 | 12.0 <sup>m</sup>                      | 13.0 <sup>m</sup> | 6.5 <sup>m</sup>                   | 7.4 <sup>m</sup>  | 2,986  | 4,138  |
| 146 Cambodia                           | 0.914                    | 4                  | 0.553                         | 0.605 | 71.3                              | 67.1 | 11.2 <sup>h</sup>                      | 12.2 <sup>h</sup> | 3.8 <sup>i</sup>                   | 5.6 <sup>i</sup>  | 2,970  | 3,878  |
| 147 Angola                             | ..                       | ..                 | ..                            | ..    | 64.7                              | 59.0 | 11.0 <sup>m</sup>                      | 12.7 <sup>m</sup> | ..                                 | ..                | 5,063  | 6,546  |
| 148 Myanmar                            | 0.959                    | 2                  | 0.563                         | 0.586 | 69.1                              | 64.4 | 10.3                                   | 9.8               | 4.9 <sup>m</sup>                   | 4.8 <sup>m</sup>  | 3,860  | 7,355  |
| 149 Nepal                              | 0.925                    | 4                  | 0.552                         | 0.598 | 72.2                              | 69.0 | 12.6                                   | 11.8              | 3.6 <sup>i</sup>                   | 6.4 <sup>i</sup>  | 2,219  | 2,738  |
| 150 Pakistan                           | 0.750                    | 5                  | 0.465                         | 0.620 | 67.7                              | 65.6 | 7.8                                    | 9.3               | 3.8                                | 6.5               | 1,642  | 8,786  |
| 151 Cameroon                           | 0.866                    | 5                  | 0.513                         | 0.593 | 59.7                              | 57.5 | 11.3                                   | 13.0              | 4.7 <sup>i</sup>                   | 7.6 <sup>i</sup>  | 2,751  | 3,878  |
| <b>LOW HUMAN DEVELOPMENT</b>           |                          |                    |                               |       |                                   |      |  |                   |                                    |                   |  |        |
| 152 Solomon Islands                    | ..                       | ..                 | ..                            | ..    | 72.6                              | 69.5 | 9.7 <sup>g</sup>                       | 10.7 <sup>g</sup> | ..                                 | ..                | 1,450  | 2,281  |
| 153 Papua New Guinea                   | ..                       | ..                 | ..                            | ..    | 68.3                              | 63.3 | ..                                     | ..                | 3.8 <sup>i</sup>                   | 5.3 <sup>i</sup>  | 3,002  | 3,789  |
| 154 Tanzania (United Republic of)      | 0.928                    | 3                  | 0.517                         | 0.557 | 68.1                              | 64.6 | 8.6 <sup>m</sup>                       | 9.3 <sup>m</sup>  | 5.4 <sup>i</sup>                   | 6.2 <sup>i</sup>  | 2,282  | 3,037  |
| 155 Syrian Arab Republic               | 0.788                    | 5                  | 0.443                         | 0.563 | 77.4                              | 65.4 | 8.7                                    | 8.8               | 4.6 <sup>n</sup>                   | 5.6 <sup>n</sup>  | 561  | 4,077  |
| 156 Zimbabwe                           | 0.924                    | 4                  | 0.513                         | 0.555 | 63.5                              | 59.8 | 10.2                                   | 10.5              | 7.5                                | 8.9               | 1,431  | 1,948  |
| 157 Nigeria                            | 0.868                    | 5                  | 0.494                         | 0.569 | 54.7                              | 53.1 | 9.2 <sup>m</sup>                       | 10.8 <sup>m</sup> | 5.0 <sup>m</sup>                   | 7.3 <sup>m</sup>  | 4,433  | 6,008  |
| 158 Rwanda                             | 0.941                    | 3                  | 0.508                         | 0.540 | 69.6                              | 65.3 | 11.2                                   | 11.2              | 3.7 <sup>h</sup>                   | 4.7 <sup>h</sup>  | 1,568  | 2,064  |
| 159 Lesotho                            | 1.004                    | 1                  | 0.519                         | 0.516 | 56.7                              | 52.2 | 11.0                                   | 10.2              | 7.0 <sup>i</sup>                   | 5.5 <sup>i</sup>  | 2,608  | 3,940  |
| 159 Mauritania                         | 0.845                    | 5                  | 0.470                         | 0.556 | 64.9                              | 61.9 | 8.5                                    | 8.6               | 3.5 <sup>i</sup>                   | 5.5 <sup>i</sup>  | 1,936  | 5,221  |
| 161 Madagascar                         | 0.962                    | 2                  | 0.511                         | 0.531 | 67.9                              | 64.7 | 10.5                                   | 10.6              | 6.7 <sup>m</sup>                   | 6.1 <sup>m</sup>  | 1,173  | 1,544  |
| 162 Uganda                             | 0.865                    | 5                  | 0.475                         | 0.550 | 62.4                              | 58.0 | 11.0 <sup>m</sup>                      | 12.2 <sup>m</sup> | 4.7 <sup>m</sup>                   | 7.2 <sup>m</sup>  | 1,212  | 2,109  |
| 163 Benin                              | 0.875                    | 5                  | 0.479                         | 0.547 | 62.7                              | 59.6 | 11.1                                   | 14.0              | 3.0 <sup>k</sup>                   | 4.3 <sup>k</sup>  | 1,795  | 2,329  |
| 164 Senegal                            | 0.911                    | 4                  | 0.481                         | 0.528 | 69.4                              | 65.4 | 10.0                                   | 9.3               | 2.4                                | 3.8               | 1,691  | 3,101  |
| 165 Comoros                            | 0.876                    | 5                  | 0.465                         | 0.531 | 65.7                              | 62.2 | 11.1                                   | 11.4              | 3.7 <sup>m</sup>                   | 5.6 <sup>m</sup>  | 1,027  | 1,764  |
| 165 Togo                               | 0.822                    | 5                  | 0.446                         | 0.542 | 61.3                              | 59.6 | 10.0 <sup>m</sup>                      | 13.2 <sup>m</sup> | 3.3 <sup>m</sup>                   | 6.5 <sup>m</sup>  | 1,265  | 1,643  |
| 167 Sudan                              | 0.831                    | 5                  | 0.446                         | 0.537 | 66.3                              | 63.1 | 7.2                                    | 7.7               | 3.1 <sup>i</sup>                   | 4.1 <sup>i</sup>  | 1,785  | 6,455  |
| 168 Afghanistan                        | 0.625                    | 5                  | 0.364                         | 0.583 | 65.4                              | 62.8 | 8.0                                    | 12.7              | 1.9 <sup>i</sup>                   | 6.0 <sup>i</sup>  | 541  | 3,030  |
| 168 Haiti                              | ..                       | ..                 | ..                            | ..    | 65.8                              | 61.4 | ..                                     | ..                | 4.3 <sup>m</sup>                   | 6.6 <sup>m</sup>  | 1,400  | 1,937  |
| 170 Côte d'Ivoire                      | 0.841                    | 5                  | 0.446                         | 0.531 | 55.7                              | 52.7 | 8.1                                    | 10.0              | 4.0 <sup>i</sup>                   | 6.2 <sup>i</sup>  | 2,529  | 4,409  |
| 171 Malawi                             | 0.936                    | 3                  | 0.460                         | 0.492 | 66.2                              | 61.0 | 10.9                                   | 10.8              | 4.0 <sup>i</sup>                   | 5.1 <sup>i</sup>  | 897  | 1,235  |
| 172 Djibouti                           | ..                       | ..                 | ..                            | ..    | 64.4                              | 61.0 | 5.8                                    | 6.7               | ..                                 | ..                | 2,491  | 4,286  |
| 173 Ethiopia                           | 0.846                    | 5                  | 0.424                         | 0.501 | 67.8                              | 64.0 | 8.2 <sup>h</sup>                       | 9.1 <sup>h</sup>  | 1.6 <sup>m</sup>                   | 3.8 <sup>m</sup>  | 1,304  | 2,136  |
| 174 Gambia                             | 0.890                    | 5                  | 0.434                         | 0.487 | 62.8                              | 60.1 | 9.3                                    | 9.2               | 2.9 <sup>i</sup>                   | 4.3 <sup>i</sup>  | 1,168  | 1,870  |
| 175 Guinea                             | 0.810                    | 5                  | 0.411                         | 0.507 | 61.2                              | 60.1 | 7.8                                    | 10.4              | 1.5 <sup>m</sup>                   | 3.9 <sup>m</sup>  | 1,804  | 2,328  |
| 176 Congo (Democratic Republic of the) | 0.852                    | 5                  | 0.420                         | 0.493 | 61.5                              | 58.5 | 8.7                                    | 10.6              | 5.3 <sup>h</sup>                   | 8.4 <sup>h</sup>  | 703  | 889    |
| 177 Guinea-Bissau                      | ..                       | ..                 | ..                            | ..    | 59.5                              | 56.0 | ..                                     | ..                | ..                                 | ..                | 1,269  | 1,843  |

TABLE 4

|   | Gender Development Index |                    | Human Development Index (HDI) |              | SDG 3                    |             | SDG 4.3                     |                   | SDG 4.6                 |                   | SDG 8.5   |               |
|---|--------------------------|--------------------|-------------------------------|--------------|--------------------------|-------------|-----------------------------|-------------------|-------------------------|-------------------|---|---------------|
|   |                          |                    |                               |              | Life expectancy at birth |             | Expected years of schooling |                   | Mean years of schooling |                   | Estimated gross national income per capita <sup>a</sup> |               |
|   | Value                    | Group <sup>b</sup> | Female                        | Male         | Female                   | Male        | Female                      | Male              | Female                  | Male              | Female  | Male          |
| <b>HDI rank</b>   | 2017                     | 2017               | 2017                          | 2017         | 2017                     | 2017        | 2017 <sup>c</sup>           | 2017 <sup>c</sup> | 2017 <sup>c</sup>       | 2017 <sup>c</sup> | 2017  | 2017          |
| 178 Yemen   | 0.425                    | 5                  | 0.223                         | 0.524        | 66.6                     | 63.7        | 7.6 <sup>h</sup>            | 10.3 <sup>h</sup> | 1.9 <sup>i</sup>        | 4.2 <sup>i</sup>  | 149   | 2,308         |
| 179 Eritrea   | ..                       | ..                 | ..                            | ..           | 67.7                     | 63.4        | 4.9                         | 5.8               | ..                      | ..                | 1,451   | 2,048         |
| 180 Mozambique  | 0.904                    | 4                  | 0.414                         | 0.458        | 61.0                     | 56.7        | 9.2                         | 10.2              | 2.5 <sup>h</sup>        | 4.6 <sup>h</sup>  | 1,052   | 1,135         |
| 181 Liberia   | 0.846                    | 5                  | 0.398                         | 0.470        | 64.0                     | 62.0        | 9.3 <sup>m</sup>            | 10.6 <sup>m</sup> | 3.5 <sup>i</sup>        | 6.1 <sup>i</sup>  | 577   | 755           |
| 182 Mali  | 0.811                    | 5                  | 0.380                         | 0.469        | 59.2                     | 57.7        | 6.8                         | 8.6               | 1.7 <sup>h</sup>        | 3.0 <sup>h</sup>  | 1,345   | 2,560         |
| 183 Burkina Faso  | 0.870                    | 5                  | 0.393                         | 0.452        | 61.4                     | 60.0        | 8.3                         | 8.8               | 1.0 <sup>m</sup>        | 2.0 <sup>m</sup>  | 1,289   | 2,014         |
| 184 Sierra Leone  | 0.872                    | 5                  | 0.389                         | 0.446        | 52.8                     | 51.6        | 9.3 <sup>m</sup>            | 10.2 <sup>m</sup> | 2.7 <sup>i</sup>        | 4.3 <sup>i</sup>  | 1,096   | 1,387         |
| 185 Burundi   | 1.002                    | 1                  | 0.419                         | 0.418        | 59.9                     | 55.9        | 11.3                        | 12.1              | 2.7 <sup>m</sup>        | 3.7 <sup>m</sup>  | 807   | 594           |
| 186 Chad  | 0.775                    | 5                  | 0.350                         | 0.452        | 54.5                     | 52.0        | 6.4                         | 9.5               | 1.2 <sup>m</sup>        | 3.4 <sup>m</sup>  | 1,412   | 2,088         |
| 187 South Sudan   | 0.826                    | 5                  | 0.348                         | 0.422        | 58.3                     | 56.3        | 3.8 <sup>m</sup>            | 6.3 <sup>m</sup>  | 4.0                     | 5.3               | 843   | 1,083         |
| 188 Central African Republic                                  | 0.780                    | 5                  | 0.319                         | 0.409        | 54.8                     | 51.0        | 5.9 <sup>h</sup>            | 8.5 <sup>h</sup>  | 3.0 <sup>i</sup>        | 5.6 <sup>i</sup>  | 521   | 809           |
| 189 Niger   | 0.812                    | 5                  | 0.317                         | 0.391        | 61.5                     | 59.4        | 4.7                         | 6.0               | 1.5 <sup>i</sup>        | 2.6 <sup>i</sup>  | 691   | 1,119         |
| <b>OTHER COUNTRIES OR TERRITORIES</b>                         |                          |                    |                               |              |                          |             |                             |                   |                         |                   |   |               |
| .. Korea (Democratic People's Rep. of)                        | ..                       | ..                 | ..                            | ..           | 75.3                     | 68.3        | ..                          | ..                | ..                      | ..                | ..  | ..            |
| .. Monaco   | ..                       | ..                 | ..                            | ..           | ..                       | ..          | ..                          | ..                | ..                      | ..                | ..  | ..            |
| .. Nauru  | ..                       | ..                 | ..                            | ..           | ..                       | ..          | 10.8                        | 9.9               | ..                      | ..                | ..  | ..            |
| .. San Marino   | ..                       | ..                 | ..                            | ..           | ..                       | ..          | 15.6                        | 14.6              | ..                      | ..                | ..  | ..            |
| .. Somalia  | ..                       | ..                 | ..                            | ..           | 58.4                     | 55.1        | ..                          | ..                | ..                      | ..                | ..  | ..            |
| .. Tuvalu   | ..                       | ..                 | ..                            | ..           | ..                       | ..          | ..                          | ..                | ..                      | ..                | ..  | ..            |
| <b>Human development groups</b>                               |                          |                    |                               |              |                          |             |                             |                   |                         |                   |   |               |
| Very high human development                                   | 0.983                    | —                  | 0.884                         | 0.899        | 82.4                     | 76.7        | 16.9                        | 16.0              | 12.2                    | 12.3              | 30,276  | 50,033        |
| High human development  | 0.957                    | —                  | 0.740                         | 0.773        | 78.2                     | 74.0        | 14.3                        | 13.9              | 8.0                     | 8.6               | 10,945  | 18,948        |
| Medium human development                                      | 0.878                    | —                  | 0.598                         | 0.680        | 71.1                     | 67.2        | 12.2                        | 11.8              | 5.6                     | 7.9               | 3,673   | 9,906         |
| Low human development   | 0.862                    | —                  | 0.465                         | 0.540        | 62.3                     | 59.2        | 8.7                         | 10.1              | 3.8                     | 5.7               | 1,915   | 3,126         |
| <b>Developing countries</b>                                   | 0.917                    | —                  | 0.649                         | 0.708        | 72.7                     | 68.8        | 12.2                        | 12.2              | 6.7                     | 8.1               | 6,562   | 13,441        |
| <b>Regions</b>  |                          |                    |                               |              |                          |             |                             |                   |                         |                   |   |               |
| Arab States   | 0.855                    | —                  | 0.630                         | 0.736        | 73.4                     | 69.8        | 11.6                        | 12.2              | 6.2                     | 7.7               | 5,380   | 25,533        |
| East Asia and the Pacific                                     | 0.957                    | —                  | 0.717                         | 0.750        | 76.7                     | 72.8        | 13.5                        | 13.2              | 7.6                     | 8.3               | 10,689  | 16,568        |
| Europe and Central Asia                                       | 0.956                    | —                  | 0.751                         | 0.785        | 77.0                     | 69.7        | 13.9                        | 14.2              | 9.9                     | 10.6              | 10,413  | 20,529        |
| Latin America and the Caribbean                               | 0.977                    | —                  | 0.748                         | 0.765        | 78.9                     | 72.6        | 15.0                        | 14.1              | 8.5                     | 8.5               | 9,622   | 17,809        |
| South Asia  | 0.837                    | —                  | 0.571                         | 0.682        | 70.9                     | 67.8        | 12.1                        | 11.7              | 5.0                     | 8.0               | 2,694   | 10,035        |
| Sub-Saharan Africa  | 0.893                    | —                  | 0.506                         | 0.567        | 62.4                     | 59.0        | 9.5                         | 10.6              | 4.7                     | 6.5               | 2,763   | 4,034         |
| <b>Least developed countries</b>                              | 0.868                    | —                  | 0.486                         | 0.559        | 66.5                     | 63.1        | 9.4                         | 10.4              | 3.9                     | 5.6               | 1,744   | 3,272         |
| <b>Small island developing states</b>                         | 0.953                    | —                  | 0.675                         | 0.708        | 73.5                     | 68.6        | ..                          | ..                | 8.1                     | 8.7               | 5,298   | 10,012        |
| <b>Organisation for Economic Co-operation and Development</b> |                          |                    |                               |              |                          |             |                             |                   |                         |                   |   |               |
| <b>World</b>  | <b>0.941</b>             | —                  | <b>0.705</b>                  | <b>0.749</b> | <b>74.4</b>              | <b>70.1</b> | <b>12.8</b>                 | <b>12.7</b>       | <b>7.9</b>              | <b>9.0</b>        | <b>10,986</b>   | <b>19,525</b> |

**NOTES**

- a Because disaggregated income data are not available, data are crudely estimated. See *Definitions and Technical note 3* at [http://hdr.undp.org/sites/default/files/hdr2018\\_technical\\_notes.pdf](http://hdr.undp.org/sites/default/files/hdr2018_technical_notes.pdf) for details on how the Gender Development Index is calculated.
- b Countries are divided into five groups by absolute deviation from gender parity in HDI values.
- c Data refer to 2017 or the most recent year available.
- d In calculating the HDI value, expected years of schooling is capped at 18 years.
- e In calculating the male HDI value, estimated gross national income per capita is capped at \$75,000.
- f Based on data from OECD (2017a).
- g Based on data from national statistical office.
- h Updated by HDRO based on data from UNESCO Institute for Statistics (2018).
- i Based on Barro and Lee (2016).
- j Updated by HDRO using Barro and Lee (2016) estimates.
- k Based on data from United Nations Children's Fund (UNICEF) Multiple Indicator Cluster Surveys for 2006–2017.
- l Based on cross-country regression.

m Updated by HDRO based on data from ICF Macro Demographic and Health Surveys for 2006–2017.

n Updated by HDRO based on Syrian Center for Policy Research (2017).

**DEFINITIONS**

**Gender Development Index:** Ratio of female to male HDI values. See *Technical note 3* at [http://hdr.undp.org/sites/default/files/hdr2018\\_technical\\_notes.pdf](http://hdr.undp.org/sites/default/files/hdr2018_technical_notes.pdf) for details on how the Gender Development Index is calculated.

**Gender Development Index groups:** Countries are divided into five groups by absolute deviation from gender parity in HDI values. Group 1 comprises countries with high equality in HDI achievements between women and men (absolute deviation of less than 2.5 percent), group 2 comprises countries with medium to high equality in HDI achievements between women and men (absolute deviation of 2.5–5 percent), group 3 comprises countries with medium equality in HDI achievements between women and men (absolute deviation of 5–7.5 percent), group 4 comprises countries with medium to low equality in HDI achievements between women and men (absolute deviation of 7.5–10 percent) and group 5 comprises countries with low equality in HDI

achievements between women and men (absolute deviation from gender parity of more than 10 percent).

**Human Development Index (HDI):** A composite index measuring average achievement in three basic dimensions of human development—a long and healthy life, knowledge and a decent standard of living. See *Technical note 1* at [http://hdr.undp.org/sites/default/files/hdr2018\\_technical\\_notes.pdf](http://hdr.undp.org/sites/default/files/hdr2018_technical_notes.pdf) for details on how the HDI is calculated.

**Life expectancy at birth:** Number of years a newborn infant could expect to live if prevailing patterns of age-specific mortality rates at the time of birth stay the same throughout the infant's life.

**Expected years of schooling:** Number of years of schooling that a child of school entrance age can expect to receive if prevailing patterns of age-specific enrolment rates persist throughout the child's life.

**Mean years of schooling:** Average number of years of education received by people ages 25 and older, converted from educational attainment levels using official durations of each level.

**Estimated gross national income per capita:** Derived from the ratio of female to male wages, female and male shares of economically active population and gross national income (in 2011

purchasing power parity terms). See *Technical note 3* at [http://hdr.undp.org/sites/default/files/hdr2018\\_technical\\_notes.pdf](http://hdr.undp.org/sites/default/files/hdr2018_technical_notes.pdf) for details.

**MAIN DATA SOURCES**

**Column 1:** Calculated based on data in columns 3 and 4.

**Column 2:** Calculated based on data in column 1.

**Columns 3 and 4:** HDRO calculations based on data from UNDESA (2017a), UNESCO Institute for Statistics (2018), Barro and Lee (2016), World Bank (2018b), ILO (2018a) and IMF (2018).

**Columns 5 and 6:** UNDESA (2017a).

**Columns 7 and 8:** UNESCO Institute for Statistics (2018), ICF Macro Demographic and Health Surveys, UNICEF Multiple Indicator Cluster Surveys and OECD (2017a).

**Columns 9 and 10:** UNESCO Institute for Statistics (2018), Barro and Lee (2016), ICF Macro Demographic and Health Surveys, UNICEF Multiple Indicator Cluster Surveys and OECD (2017a).

**Columns 11 and 12:** HDRO calculations based on ILO (2018a), UNDESA (2017a), World Bank (2018b) and IMF (2018).

## Gender Inequality Index

| HDI rank                           | Gender Inequality Index |       | SDG 3.1                          | SDG 3.7                             | SDG 5.5                      | SDG 4.6   |                        | Labour force participation rate <sup>a</sup> |      |      |
|------------------------------------|-------------------------|-------|----------------------------------|-------------------------------------|------------------------------|---|------------------------|--|------|------|
|                                    | Value                   | Rank  | Maternal mortality ratio         | Adolescent birth rate               | Share of seats in parliament | Population with at least some secondary education |                        | Labour force participation rate <sup>a</sup> |      |      |
|                                    |                         |       | (deaths per 100,000 live births) | (births per 1,000 women ages 15–19) | (% held by women)            | (% ages 25 and older)                             |                        | (% ages 15 and older)                        |      |      |
|                                    | 2017                    | 2017  | 2015                             | 2015–2020 <sup>b</sup>              | 2017                         | 2010–2017 <sup>c</sup>                            | 2010–2017 <sup>c</sup> | 2017   | 2017 |      |
| <b>VERY HIGH HUMAN DEVELOPMENT</b> |                         |       |                                  |                                     |                              |   |                        |  |      |      |
| 1                                  | Norway                  | 0.048 | 5                                | 5                                   | 5.6                          | 41.4  | 96.3                   | 95.1   | 60.8 | 67.6 |
| 2                                  | Switzerland             | 0.039 | 1                                | 5                                   | 3.0                          | 29.3  | 96.4                   | 97.2   | 62.9 | 74.1 |
| 3                                  | Australia               | 0.109 | 23                               | 6                                   | 12.9                         | 32.7  | 90.0                   | 89.9   | 59.2 | 70.5 |
| 4                                  | Ireland                 | 0.109 | 23                               | 8                                   | 9.7                          | 24.3  | 90.2                   | 86.3   | 53.0 | 67.3 |
| 5                                  | Germany                 | 0.072 | 14                               | 6                                   | 6.5                          | 31.5  | 96.2                   | 96.8   | 55.0 | 66.2 |
| 6                                  | Iceland                 | 0.062 | 9                                | 3                                   | 6.8                          | 38.1  | 100.0                  | 100.0  | 72.8 | 81.8 |
| 7                                  | Hong Kong, China (SAR)  | ..    | ..                               | ..                                  | 2.7                          | ..  | 75.7                   | 81.8   | 54.0 | 68.1 |
| 7                                  | Sweden                  | 0.044 | 3                                | 4                                   | 5.2                          | 43.6  | 88.4                   | 88.7   | 60.8 | 67.4 |
| 9                                  | Singapore               | 0.067 | 12                               | 10                                  | 3.7                          | 23.0  | 76.1                   | 82.9   | 60.5 | 76.8 |
| 10                                 | Netherlands             | 0.044 | 3                                | 7                                   | 4.0                          | 35.6  | 86.4                   | 90.4   | 58.0 | 69.2 |
| 11                                 | Denmark                 | 0.040 | 2                                | 6                                   | 4.1                          | 37.4  | 90.1                   | 91.3   | 59.2 | 67.2 |
| 12                                 | Canada                  | 0.092 | 20                               | 7                                   | 9.4                          | 30.1  | 100.0                  | 100.0  | 60.7 | 69.8 |
| 13                                 | United States           | 0.189 | 41                               | 14                                  | 18.8                         | 19.7  | 95.5                   | 95.2   | 55.7 | 68.3 |
| 14                                 | United Kingdom          | 0.116 | 25                               | 9                                   | 12.5                         | 28.5  | 82.4                   | 85.2   | 56.8 | 68.1 |
| 15                                 | Finland                 | 0.058 | 8                                | 3                                   | 6.8                          | 42.0  | 100.0                  | 100.0  | 54.8 | 61.9 |
| 16                                 | New Zealand             | 0.136 | 34                               | 11                                  | 20.0                         | 38.3  | 99.0                   | 98.8   | 63.9 | 74.9 |
| 17                                 | Belgium                 | 0.048 | 5                                | 7                                   | 4.9                          | 41.4  | 82.2                   | 86.7   | 47.8 | 58.7 |
| 17                                 | Liechtenstein           | ..    | ..                               | ..                                  | ..                           | 12.0  | ..                     | ..   | ..   | ..   |
| 19                                 | Japan                   | 0.103 | 22                               | 5                                   | 4.1                          | 13.7  | 94.8                   | 91.9   | 50.5 | 70.6 |
| 20                                 | Austria                 | 0.071 | 13                               | 4                                   | 6.9                          | 33.6  | 100.0                  | 100.0  | 55.0 | 66.0 |
| 21                                 | Luxembourg              | 0.066 | 11                               | 10                                  | 5.2                          | 28.3  | 100.0                  | 100.0  | 52.3 | 63.5 |
| 22                                 | Israel                  | 0.098 | 21                               | 5                                   | 9.2                          | 27.5  | 87.8                   | 90.5   | 59.3 | 69.2 |
| 22                                 | Korea (Republic of)     | 0.063 | 10                               | 11                                  | 1.6                          | 17.0  | 89.8                   | 95.6   | 52.2 | 73.2 |
| 24                                 | France                  | 0.083 | 16                               | 8                                   | 8.6                          | 35.4  | 80.6                   | 85.6   | 50.6 | 60.1 |
| 25                                 | Slovenia                | 0.054 | 7                                | 9                                   | 4.2                          | 28.7  | 97.4                   | 98.9   | 51.7 | 60.9 |
| 26                                 | Spain                   | 0.080 | 15                               | 5                                   | 8.6                          | 38.6  | 72.2                   | 77.6   | 52.2 | 63.8 |
| 27                                 | Czechia                 | 0.124 | 29                               | 4                                   | 10.0                         | 21.1  | 99.8                   | 99.8   | 52.0 | 68.3 |
| 28                                 | Italy                   | 0.087 | 18                               | 4                                   | 6.1                          | 30.1  | 75.6                   | 83.0   | 39.5 | 58.3 |
| 29                                 | Malta                   | 0.216 | 45                               | 9                                   | 16.6                         | 11.9  | 73.2                   | 82.0   | 42.3 | 66.6 |
| 30                                 | Estonia                 | 0.122 | 27                               | 9                                   | 12.6                         | 26.7  | 100.0                  | 100.0  | 56.4 | 70.3 |
| 31                                 | Greece                  | 0.120 | 26                               | 3                                   | 7.2                          | 18.3  | 65.4                   | 73.2   | 45.5 | 60.6 |
| 32                                 | Cyprus                  | 0.085 | 17                               | 7                                   | 4.6                          | 17.9  | 76.8                   | 80.7   | 58.1 | 67.5 |
| 33                                 | Poland                  | 0.132 | 32                               | 3                                   | 12.7                         | 25.5  | 81.1                   | 86.9   | 48.8 | 65.1 |
| 34                                 | United Arab Emirates    | 0.232 | 49                               | 6                                   | 28.4                         | 22.5  | 78.8 <sup>d</sup>      | 65.7 <sup>d</sup>                            | 40.9 | 92.0 |
| 35                                 | Andorra                 | ..    | ..                               | ..                                  | ..                           | 32.1  | 71.7                   | 73.3   | ..   | ..   |
| 35                                 | Lithuania               | 0.123 | 28                               | 10                                  | 10.7                         | 21.3  | 91.8                   | 96.4   | 55.9 | 66.2 |
| 37                                 | Qatar                   | 0.206 | 44                               | 13                                  | 9.9                          | 9.8   | 70.9                   | 68.0   | 58.1 | 94.6 |
| 38                                 | Slovakia                | 0.180 | 39                               | 6                                   | 22.0                         | 20.0  | 99.1                   | 100.0  | 52.5 | 67.7 |
| 39                                 | Brunei Darussalam       | 0.236 | 51                               | 23                                  | 10.3                         | 9.1   | 69.1 <sup>d</sup>      | 70.3 <sup>d</sup>                            | 59.0 | 74.7 |
| 39                                 | Saudi Arabia            | 0.234 | 50                               | 12                                  | 7.8                          | 19.9  | 67.8                   | 75.5   | 22.3 | 79.5 |
| 41                                 | Latvia                  | 0.196 | 42                               | 18                                  | 13.5                         | 16.0  | 99.4                   | 99.1   | 55.2 | 67.3 |
| 41                                 | Portugal                | 0.088 | 19                               | 10                                  | 9.4                          | 34.8  | 52.1                   | 53.4   | 53.3 | 63.8 |
| 43                                 | Bahrain                 | 0.222 | 47                               | 15                                  | 13.4                         | 15.0  | 63.7                   | 57.1   | 44.0 | 87.0 |
| 44                                 | Chile                   | 0.319 | 72                               | 22                                  | 45.6                         | 15.8 <sup>e</sup>                                 | 79.0                   | 80.9   | 50.6 | 74.4 |
| 45                                 | Hungary                 | 0.259 | 54                               | 17                                  | 19.7                         | 10.1  | 95.7                   | 98.0   | 47.9 | 64.2 |
| 46                                 | Croatia                 | 0.124 | 29                               | 8                                   | 8.9                          | 18.5  | 94.5                   | 96.9   | 45.5 | 57.7 |
| 47                                 | Argentina               | 0.358 | 81                               | 52                                  | 62.8                         | 38.9  | 65.9 <sup>d</sup>      | 62.8 <sup>d</sup>                            | 47.3 | 73.2 |
| 48                                 | Oman                    | 0.264 | 56                               | 17                                  | 7.1                          | 8.8   | 73.4                   | 63.7   | 30.2 | 87.3 |
| 49                                 | Russian Federation      | 0.257 | 53                               | 25                                  | 21.6                         | 16.1  | 95.8                   | 95.3   | 56.6 | 71.8 |
| 50                                 | Montenegro              | 0.132 | 32                               | 7                                   | 11.8                         | 23.5  | 87.0                   | 96.4   | 42.2 | 55.0 |
| 51                                 | Bulgaria                | 0.217 | 46                               | 11                                  | 39.5                         | 23.8  | 93.7                   | 96.1   | 47.8 | 59.6 |
| 52                                 | Romania                 | 0.311 | 68                               | 31                                  | 33.1                         | 18.7  | 86.5                   | 92.7   | 44.1 | 63.1 |
| 53                                 | Belarus                 | 0.130 | 31                               | 4                                   | 17.2                         | 33.1  | 87.0                   | 92.2   | 58.4 | 70.7 |
| 54                                 | Bahamas                 | 0.340 | 75                               | 80                                  | 26.7                         | 21.8  | 87.4                   | 87.6   | 70.0 | 82.0 |
| 55                                 | Uruguay                 | 0.270 | 57                               | 15                                  | 54.7                         | 22.3  | 55.8                   | 52.1   | 56.1 | 74.4 |
| 56                                 | Kuwait                  | 0.270 | 57                               | 4                                   | 9.0                          | 3.1   | 54.8                   | 49.3   | 47.4 | 84.1 |
| 57                                 | Malaysia                | 0.287 | 62                               | 40                                  | 13.4                         | 13.1  | 78.9                   | 81.3   | 50.8 | 77.4 |
| 58                                 | Barbados                | 0.284 | 60                               | 27                                  | 37.3                         | 19.6  | 94.2 <sup>d</sup>      | 91.6 <sup>d</sup>                            | 62.3 | 70.0 |
| 58                                 | Kazakhstan              | 0.197 | 43                               | 12                                  | 27.5                         | 22.1  | 98.5                   | 99.1   | 65.4 | 77.3 |



| HDI rank                        | Gender Inequality Index                   |       | SDG 3.1<br>Maternal mortality ratio | SDG 3.7<br>Adolescent birth rate    | SDG 5.5<br>Share of seats in parliament | SDG 4.6<br>Population with at least some secondary education |                        | Labour force participation rate <sup>a</sup> |      |      |
|---------------------------------|---|-------|-------------------------------------|-------------------------------------|---|--|------------------------|--|------|------|
|                                 | Value                                     | Rank  | (deaths per 100,000 live births)    | (births per 1,000 women ages 15–19) | (% held by women)                       | (% ages 25 and older)  |                        | (% ages 15 and older)                        |      |      |
|                                 |   |       |                                     |                                     |   | Female   | Male                   | Female                                       | Male |      |
|                                 | 2017                                      | 2017  | 2015                                | 2015–2020 <sup>b</sup>              | 2017                                    | 2010–2017 <sup>c</sup>                                       | 2010–2017 <sup>c</sup> | 2017   | 2017 |      |
| <b>HIGH HUMAN DEVELOPMENT</b>   |   |       |                                     |                                     |   |  |                        |  |      |      |
| 60                              | Iran (Islamic Republic of)                | 0.461 | 109                                 | 25                                  | 25.0                                    | 5.9  | 65.8                   | 70.9   | 16.8 | 71.4 |
| 60                              | Palau                                     | ..    | ..                                  | ..                                  | ..                                      | 13.8   | 96.9                   | 97.3   | ..   | ..   |
| 62                              | Seychelles                                | ..    | ..                                  | ..                                  | 56.9                                    | 21.2   | ..                     | ..   | ..   | ..   |
| 63                              | Costa Rica                                | 0.300 | 64                                  | 25                                  | 53.5                                    | 35.1   | 53.8                   | 51.9   | 45.3 | 73.9 |
| 64                              | Turkey                                    | 0.317 | 69                                  | 16                                  | 25.8                                    | 14.6   | 44.9                   | 66.0   | 32.4 | 71.9 |
| 65                              | Mauritius                                 | 0.373 | 84                                  | 53                                  | 26.6                                    | 11.6   | 64.3                   | 67.3   | 45.1 | 72.7 |
| 66                              | Panama                                    | 0.461 | 109                                 | 94                                  | 81.8                                    | 18.3   | 72.7                   | 68.4   | 52.8 | 81.2 |
| 67                              | Serbia                                    | 0.181 | 40                                  | 17                                  | 18.9                                    | 34.4   | 84.6                   | 93.0   | 45.9 | 61.7 |
| 68                              | Albania                                   | 0.238 | 52                                  | 29                                  | 20.7                                    | 27.9   | 93.1                   | 92.8   | 47.2 | 64.9 |
| 69                              | Trinidad and Tobago                       | 0.324 | 73                                  | 63                                  | 30.1                                    | 30.1   | 74.4                   | 69.1   | 51.0 | 73.7 |
| 70                              | Antigua and Barbuda                       | ..    | ..                                  | ..                                  | 43.5                                    | 20.0   | ..                     | ..   | ..   | ..   |
| 70                              | Georgia                                   | 0.350 | 78                                  | 36                                  | 45.9                                    | 16.0   | 95.1                   | 96.0   | 57.9 | 78.8 |
| 72                              | Saint Kitts and Nevis                     | ..    | ..                                  | ..                                  | ..                                      | 13.3   | ..                     | ..   | ..   | ..   |
| 73                              | Cuba                                      | 0.301 | 65                                  | 39                                  | 43.6                                    | 48.9   | 86.7                   | 88.9   | 41.5 | 67.3 |
| 74                              | Mexico                                    | 0.343 | 76                                  | 38                                  | 60.3                                    | 41.4   | 57.8                   | 61.0   | 44.1 | 79.0 |
| 75                              | Grenada                                   | ..    | ..                                  | 27                                  | 29.2                                    | 25.0   | ..                     | ..   | ..   | ..   |
| 76                              | Sri Lanka                                 | 0.354 | 80                                  | 30                                  | 14.1                                    | 5.8  | 82.6                   | 83.1   | 35.1 | 74.1 |
| 77                              | Bosnia and Herzegovina                    | 0.166 | 37                                  | 11                                  | 10.0                                    | 19.3   | 71.7                   | 88.7   | 35.2 | 58.7 |
| 78                              | Venezuela (Bolivarian Republic of)        | 0.454 | 105                                 | 95                                  | 85.3                                    | 22.2   | 71.7                   | 66.6   | 50.2 | 77.4 |
| 79                              | Brazil                                    | 0.407 | 94                                  | 44                                  | 61.6                                    | 11.3   | 61.0                   | 57.7   | 53.2 | 74.7 |
| 80                              | Azerbaijan                                | 0.318 | 71                                  | 25                                  | 53.5                                    | 16.8   | 93.8                   | 97.5   | 62.9 | 69.5 |
| 80                              | Lebanon                                   | 0.381 | 85                                  | 15                                  | 11.8                                    | 3.1  | 53.0                   | 55.4   | 23.2 | 71.1 |
| 80                              | The former Yugoslav Republic of Macedonia | 0.149 | 35                                  | 8                                   | 16.2                                    | 37.5   | 40.5                   | 56.0   | 42.5 | 67.6 |
| 83                              | Armenia                                   | 0.262 | 55                                  | 25                                  | 23.2                                    | 18.1   | 96.9                   | 97.6   | 51.4 | 70.6 |
| 83                              | Thailand                                  | 0.393 | 93                                  | 20                                  | 51.9                                    | 4.8  | 42.4                   | 47.5   | 60.5 | 77.3 |
| 85                              | Algeria                                   | 0.442 | 100                                 | 140                                 | 10.1                                    | 21.3   | 37.5 <sup>d</sup>      | 37.9 <sup>d</sup>                            | 15.2 | 67.3 |
| 86                              | China                                     | 0.152 | 36                                  | 27                                  | 6.4                                     | 24.2   | 74.0                   | 82.0   | 61.5 | 76.1 |
| 86                              | Ecuador                                   | 0.385 | 88                                  | 64                                  | 73.9                                    | 38.0   | 52.1                   | 52.2   | 55.4 | 81.3 |
| 88                              | Ukraine                                   | 0.285 | 61                                  | 24                                  | 23.8                                    | 12.3   | 94.5 <sup>d</sup>      | 95.6 <sup>d</sup>                            | 46.9 | 63.0 |
| 89                              | Peru                                      | 0.368 | 83                                  | 68                                  | 47.5                                    | 27.7   | 57.1                   | 67.5   | 69.0 | 84.5 |
| 90                              | Colombia                                  | 0.383 | 87                                  | 64                                  | 47.5                                    | 19.8   | 51.1                   | 49.2   | 58.8 | 82.6 |
| 90                              | Saint Lucia                               | 0.333 | 74                                  | 48                                  | 40.5                                    | 20.7   | 48.2                   | 42.0   | 61.2 | 75.9 |
| 92                              | Fiji                                      | 0.352 | 79                                  | 30                                  | 43.9                                    | 16.0   | 77.3 <sup>d</sup>      | 68.3 <sup>d</sup>                            | 40.8 | 75.4 |
| 92                              | Mongolia                                  | 0.301 | 65                                  | 44                                  | 23.6                                    | 17.1   | 91.2                   | 86.3   | 52.7 | 66.2 |
| 94                              | Dominican Republic                        | 0.451 | 103                                 | 92                                  | 95.0                                    | 24.3   | 58.6                   | 54.4   | 54.4 | 79.5 |
| 95                              | Jordan                                    | 0.460 | 108                                 | 58                                  | 22.4                                    | 15.4   | 81.4                   | 85.8   | 14.0 | 63.7 |
| 95                              | Tunisia                                   | 0.298 | 63                                  | 62                                  | 7.7                                     | 31.3   | 41.2                   | 52.7   | 24.3 | 70.6 |
| 97                              | Jamaica                                   | 0.412 | 95                                  | 89                                  | 52.8                                    | 19.0   | 69.9                   | 62.4   | 57.3 | 77.4 |
| 98                              | Tonga                                     | 0.416 | 96                                  | 124                                 | 14.7                                    | 7.7  | 92.7                   | 92.3   | 45.2 | 74.2 |
| 99                              | Saint Vincent and the Grenadines          | ..    | ..                                  | 45                                  | 49.0                                    | 13.0   | ..                     | ..   | 58.6 | 80.3 |
| 100                             | Suriname                                  | 0.441 | 99                                  | 155                                 | 46.0                                    | 25.5   | 58.7                   | 57.8   | 41.8 | 65.3 |
| 101                             | Botswana                                  | 0.434 | 98                                  | 129                                 | 30.0                                    | 9.5  | 88.8 <sup>d</sup>      | 89.6 <sup>d</sup>                            | 65.6 | 78.4 |
| 101                             | Maldives                                  | 0.343 | 76                                  | 68                                  | 5.8                                     | 5.9  | 44.9 <sup>d</sup>      | 49.3 <sup>d</sup>                            | 42.9 | 82.1 |
| 103                             | Dominica                                  | ..    | ..                                  | ..                                  | ..                                      | 25.0   | ..                     | ..   | ..   | ..   |
| 104                             | Samoa                                     | 0.365 | 82                                  | 51                                  | 23.9                                    | 10.0   | 79.1                   | 71.6   | 23.7 | 38.9 |
| 105                             | Uzbekistan                                | 0.274 | 59                                  | 36                                  | 16.5                                    | 16.4   | 99.9                   | 99.9   | 53.8 | 77.9 |
| 106                             | Belize                                    | 0.386 | 89                                  | 28                                  | 63.5                                    | 11.1   | 78.9                   | 78.4   | 53.2 | 81.3 |
| 106                             | Marshall Islands                          | ..    | ..                                  | ..                                  | ..                                      | 9.1  | 91.6                   | 92.5   | ..   | ..   |
| 108                             | Libya                                     | 0.170 | 38                                  | 9                                   | 5.7                                     | 16.0   | 69.4 <sup>d</sup>      | 45.0 <sup>d</sup>                            | 25.8 | 79.0 |
| 108                             | Turkmenistan                              | ..    | ..                                  | 42                                  | 24.4                                    | 25.8   | ..                     | ..   | 53.4 | 78.2 |
| 110                             | Gabon                                     | 0.534 | 128                                 | 291                                 | 95.3                                    | 17.4   | 65.6 <sup>d</sup>      | 49.8 <sup>d</sup>                            | 42.9 | 59.4 |
| 110                             | Paraguay                                  | 0.467 | 113                                 | 132                                 | 55.7                                    | 16.0   | 47.0                   | 49.2   | 56.6 | 83.9 |
| 112                             | Moldova (Republic of)                     | 0.226 | 48                                  | 23                                  | 22.0                                    | 22.8   | 95.5                   | 97.4   | 39.5 | 45.8 |
| <b>MEDIUM HUMAN DEVELOPMENT</b> |   |       |                                     |                                     |   |  |                        |  |      |      |
| 113                             | Philippines                               | 0.427 | 97                                  | 114                                 | 60.5                                    | 29.1   | 76.6                   | 72.4   | 49.6 | 75.1 |
| 113                             | South Africa                              | 0.389 | 90                                  | 138                                 | 42.8                                    | 41.0 <sup>f</sup>  | 74.2                   | 77.4   | 47.9 | 62.0 |
| 115                             | Egypt                                     | 0.449 | 101                                 | 33                                  | 50.0                                    | 14.9   | 58.2 <sup>d</sup>      | 70.7 <sup>d</sup>                            | 22.2 | 73.7 |
| 116                             | Indonesia                                 | 0.453 | 104                                 | 126                                 | 47.4                                    | 19.8   | 44.5                   | 53.2   | 50.7 | 81.8 |
| 116                             | Viet Nam                                  | 0.304 | 67                                  | 54                                  | 27.3                                    | 26.7   | 66.2                   | 77.7   | 73.2 | 83.5 |

**TABLE 5 GENDER INEQUALITY INDEX**

|                                      | Gender Inequality Index |      | SDG 3.1                          | SDG 3.7                             | SDG 5.5                      | SDG 4.6   |                        | Labour force participation rate <sup>a</sup> |      |
|--------------------------------------|-------------------------|------|----------------------------------|-------------------------------------|------------------------------|---|------------------------|--|------|
|                                      | Value                   | Rank | Maternal mortality ratio         | Adolescent birth rate               | Share of seats in parliament | Population with at least some secondary education |                        | Labour force participation rate <sup>a</sup> |      |
|                                      |                         |      | (deaths per 100,000 live births) | (births per 1,000 women ages 15–19) | (% held by women)            | (% ages 25 and older)                             |                        | (% ages 15 and older)                        |      |
| HDI rank                             | 2017                    | 2017 | 2015                             | 2015–2020 <sup>b</sup>              | 2017                         | 2010–2017 <sup>c</sup>                            | 2010–2017 <sup>c</sup> | 2017   | 2017 |
| 118 Bolivia (Plurinational State of) | 0.450                   | 102  | 206                              | 68.1                                | 51.8                         | 50.5  | 59.5                   | 55.2   | 79.9 |
| 119 Palestine, State of              | ..                      | ..   | 45                               | 56.2                                | ..                           | 58.5  | 62.3                   | 19.5   | 71.8 |
| 120 Iraq                             | 0.506                   | 123  | 50                               | 80.1                                | 25.3                         | 38.7  | 56.7                   | 18.7   | 74.1 |
| 121 El Salvador                      | 0.392                   | 91   | 54                               | 69.5                                | 32.1                         | 42.2  | 47.9                   | 47.0   | 78.8 |
| 122 Kyrgyzstan                       | 0.392                   | 91   | 76                               | 38.1                                | 19.2                         | 98.6  | 98.3                   | 48.2   | 75.7 |
| 123 Morocco                          | 0.482                   | 119  | 121                              | 31.1                                | 18.4                         | 28.0 <sup>d</sup>                                 | 34.8 <sup>d</sup>      | 25.0   | 74.1 |
| 124 Nicaragua                        | 0.456                   | 106  | 150                              | 85.4                                | 45.7                         | 48.3 <sup>d</sup>                                 | 46.6 <sup>d</sup>      | 50.3   | 84.0 |
| 125 Cabo Verde                       | ..                      | ..   | 42                               | 73.8                                | 20.8 <sup>g</sup>            | ..  | ..                     | 49.6   | 71.5 |
| 125 Guyana                           | 0.504                   | 122  | 229                              | 85.8                                | 31.9                         | 70.9 <sup>d</sup>                                 | 55.5 <sup>d</sup>      | 40.7   | 74.6 |
| 127 Guatemala                        | 0.493                   | 120  | 88                               | 70.9                                | 12.7                         | 38.4  | 37.2                   | 40.6   | 85.0 |
| 127 Tajikistan                       | 0.317                   | 69   | 32                               | 36.4                                | 20.0                         | 98.9 <sup>d</sup>                                 | 87.0 <sup>d</sup>      | 45.5   | 73.3 |
| 129 Namibia                          | 0.472                   | 115  | 265                              | 73.8                                | 36.3                         | 39.9 <sup>d</sup>                                 | 41.0 <sup>d</sup>      | 58.5   | 65.2 |
| 130 India                            | 0.524                   | 127  | 174                              | 23.1                                | 11.6                         | 39.0  | 63.5                   | 27.2   | 78.8 |
| 131 Micronesia (Federated States of) | ..                      | ..   | 100                              | 13.9                                | 0.0 <sup>h</sup>             | ..  | ..                     | ..   | ..   |
| 132 Timor-Leste                      | ..                      | ..   | 215                              | 44.0                                | 32.3                         | ..  | ..                     | 24.9   | 52.3 |
| 133 Honduras                         | 0.461                   | 109  | 129                              | 70.8                                | 25.8 <sup>e</sup>            | 36.8  | 33.5                   | 50.9   | 85.8 |
| 134 Bhutan                           | 0.476                   | 117  | 148                              | 20.3                                | 8.3                          | 6.0   | 13.7                   | 58.0   | 74.3 |
| 134 Kiribati                         | ..                      | ..   | 90                               | 16.2                                | 6.5                          | ..  | ..                     | ..   | ..   |
| 136 Bangladesh                       | 0.542                   | 134  | 176                              | 83.5                                | 20.3                         | 44.0 <sup>d</sup>                                 | 48.2 <sup>d</sup>      | 33.0   | 79.8 |
| 137 Congo                            | 0.578                   | 143  | 442                              | 111.8                               | 14.0                         | 46.7 <sup>d</sup>                                 | 51.0 <sup>d</sup>      | 67.4   | 72.0 |
| 138 Vanuatu                          | ..                      | ..   | 78                               | 41.9                                | 0.0 <sup>h</sup>             | ..  | ..                     | 61.5   | 79.6 |
| 139 Lao People's Democratic Republic | 0.461                   | 109  | 197                              | 62.6                                | 27.5                         | 33.6 <sup>d</sup>                                 | 45.2 <sup>d</sup>      | 76.9   | 79.7 |
| 140 Ghana                            | 0.538                   | 131  | 319                              | 66.6                                | 12.7                         | 54.6  | 70.4                   | 74.8   | 79.2 |
| 141 Equatorial Guinea                | ..                      | ..   | 342                              | 155.6                               | 19.7 <sup>e</sup>            | ..  | ..                     | 55.7   | 61.8 |
| 142 Kenya                            | 0.549                   | 137  | 510                              | 80.5                                | 23.3                         | 29.2  | 36.6                   | 62.4   | 68.5 |
| 143 Sao Tome and Principe            | 0.538                   | 131  | 156                              | 94.8                                | 18.2                         | 31.1  | 45.2                   | 41.3   | 75.4 |
| 144 Eswatini (Kingdom of)            | 0.569                   | 141  | 389                              | 77.0                                | 14.7                         | 30.0 <sup>d</sup>                                 | 32.7 <sup>d</sup>      | 42.7   | 67.2 |
| 144 Zambia                           | 0.517                   | 125  | 224                              | 82.8                                | 18.0                         | 39.2 <sup>d</sup>                                 | 52.4 <sup>d</sup>      | 70.1   | 79.7 |
| 146 Cambodia                         | 0.473                   | 116  | 161                              | 50.2                                | 18.5                         | 15.1  | 28.1                   | 80.9   | 88.7 |
| 147 Angola                           | ..                      | ..   | 477                              | 151.6                               | 30.5                         | ..  | ..                     | 75.3   | 80.1 |
| 148 Myanmar                          | 0.456                   | 106  | 178                              | 28.7                                | 10.2                         | 28.7 <sup>d</sup>                                 | 22.3                   | 51.3   | 79.9 |
| 149 Nepal                            | 0.480                   | 118  | 258                              | 60.5                                | 29.6                         | 27.3  | 43.1                   | 82.7   | 85.9 |
| 150 Pakistan                         | 0.541                   | 133  | 178                              | 36.9                                | 20.0                         | 27.0  | 47.3                   | 24.9   | 82.7 |
| 151 Cameroon                         | 0.569                   | 141  | 596                              | 105.8                               | 27.1                         | 32.5  | 39.2                   | 71.2   | 81.2 |
| <b>LOW HUMAN DEVELOPMENT</b>         |                         |      |                                  |                                     |                              |   |                        |  |      |
| 152 Solomon Islands                  | ..                      | ..   | 114                              | 46.4                                | 2.0                          | ..  | ..                     | 62.5   | 80.3 |
| 153 Papua New Guinea                 | 0.741                   | 159  | 215                              | 52.7                                | 0.0 <sup>h</sup>             | 9.5 <sup>d</sup>                                  | 15.0 <sup>d</sup>      | 69.0   | 70.8 |
| 154 Tanzania (United Republic of)    | 0.537                   | 130  | 398                              | 115.1                               | 37.2                         | 11.9  | 16.9                   | 79.5   | 87.4 |
| 155 Syrian Arab Republic             | 0.547                   | 136  | 68                               | 38.6                                | 13.2                         | 37.1  | 42.6                   | 11.9   | 70.2 |
| 156 Zimbabwe                         | 0.534                   | 128  | 443                              | 104.1                               | 36.2                         | 55.9  | 66.3                   | 78.5   | 89.1 |
| 157 Nigeria                          | ..                      | ..   | 814                              | 107.3                               | 5.8                          | ..  | ..                     | 50.4   | 59.8 |
| 158 Rwanda                           | 0.381                   | 85   | 290                              | 25.7                                | 55.7                         | 12.6  | 17.0                   | 86.0   | 86.3 |
| 159 Lesotho                          | 0.544                   | 135  | 487                              | 89.5                                | 22.7                         | 31.8 <sup>d</sup>                                 | 24.2 <sup>d</sup>      | 59.3   | 74.4 |
| 159 Mauritania                       | 0.617                   | 147  | 602                              | 79.2                                | 25.2                         | 12.2 <sup>d</sup>                                 | 24.5 <sup>d</sup>      | 31.0   | 67.7 |
| 161 Madagascar                       | ..                      | ..   | 353                              | 109.6                               | 19.6                         | ..  | ..                     | 83.6   | 89.4 |
| 162 Uganda                           | 0.523                   | 126  | 343                              | 106.5                               | 34.3                         | 26.7  | 32.4                   | 66.6   | 74.9 |
| 163 Benin                            | 0.611                   | 146  | 405                              | 86.1                                | 7.2                          | 18.2 <sup>d</sup>                                 | 32.7 <sup>d</sup>      | 68.7   | 73.1 |
| 164 Senegal                          | 0.515                   | 124  | 315                              | 72.7                                | 41.8                         | 11.1  | 20.1                   | 45.5   | 69.9 |
| 165 Comoros                          | ..                      | ..   | 335                              | 65.4                                | 6.1                          | ..  | ..                     | 36.0   | 50.2 |
| 165 Togo                             | 0.567                   | 140  | 368                              | 89.1                                | 17.6                         | 26.3  | 52.5                   | 75.8   | 79.4 |
| 167 Sudan                            | 0.564                   | 139  | 311                              | 64.0                                | 31.0                         | 14.7 <sup>d</sup>                                 | 19.3 <sup>d</sup>      | 23.6   | 69.9 |
| 168 Afghanistan                      | 0.653                   | 153  | 396                              | 64.5                                | 27.4                         | 11.4 <sup>d</sup>                                 | 36.9 <sup>d</sup>      | 19.5   | 86.7 |
| 168 Haiti                            | 0.601                   | 144  | 359                              | 37.5                                | 2.7                          | 26.9 <sup>d</sup>                                 | 39.9 <sup>d</sup>      | 63.8   | 72.6 |
| 170 Côte d'Ivoire                    | 0.663                   | 155  | 645                              | 132.7                               | 9.2 <sup>i</sup>             | 17.8  | 34.1                   | 48.1   | 66.2 |
| 171 Malawi                           | 0.619                   | 148  | 634                              | 140.2                               | 16.7                         | 16.7 <sup>d</sup>                                 | 25.4 <sup>d</sup>      | 72.3   | 81.9 |
| 172 Djibouti                         | ..                      | ..   | 229                              | 18.8                                | 10.8                         | ..  | ..                     | 49.5   | 68.5 |
| 173 Ethiopia                         | 0.502                   | 121  | 353                              | 62.5                                | 37.3                         | 11.2  | 21.4                   | 77.2   | 87.8 |
| 174 Gambia                           | 0.623                   | 149  | 706                              | 79.2                                | 10.3                         | 29.0 <sup>d</sup>                                 | 42.3 <sup>d</sup>      | 51.2   | 67.7 |
| 175 Guinea                           | ..                      | ..   | 679                              | 135.3                               | 21.9                         | ..  | ..                     | 63.0   | 65.4 |

|   | Gender Inequality Index |          | SDG 3.1                          | SDG 3.7                             | SDG 5.5                      | SDG 4.6   |                        | Labour force participation rate <sup>a</sup> |             |
|---|-------------------------|----------|----------------------------------|-------------------------------------|------------------------------|---|------------------------|--|-------------|
|   |                         |          | Maternal mortality ratio         | Adolescent birth rate               | Share of seats in parliament | Population with at least some secondary education |                        |  |             |
|   | Value                   | Rank     | (deaths per 100,000 live births) | (births per 1,000 women ages 15–19) | (% held by women)            | (% ages 25 and older)                             |                        | (% ages 15 and older)                        |             |
|   | 2017                    | 2017     | 2015                             | 2015–2020 <sup>b</sup>              | 2017                         | 2010–2017 <sup>c</sup>                            | 2010–2017 <sup>c</sup> | Female                                       | Male        |
| <b>HDI rank</b>   | 2017                    | 2017     | 2015                             | 2015–2020 <sup>b</sup>              | 2017                         | 2010–2017 <sup>c</sup>                            | 2010–2017 <sup>c</sup> | Female                                       | Male        |
| 176 Congo (Democratic Republic of the)                        | 0.652                   | 152      | 693                              | 124.2                               | 8.2                          | 36.7  | 65.8                   | 71.4   | 73.5        |
| 177 Guinea-Bissau   | ..                      | ..       | 549                              | 84.5                                | 13.7                         | ..  | ..                     | 65.6   | 78.1        |
| 178 Yemen   | 0.834                   | 160      | 385                              | 60.4                                | 0.5                          | 18.7 <sup>d</sup>                                 | 34.8 <sup>d</sup>      | 6.0  | 69.6        |
| 179 Eritrea   | ..                      | ..       | 501                              | 51.6                                | 22.0                         | ..  | ..                     | 75.4   | 87.4        |
| 180 Mozambique  | 0.552                   | 138      | 489                              | 135.2                               | 39.6                         | 16.1  | 27.3                   | 82.5   | 74.6        |
| 181 Liberia   | 0.656                   | 154      | 725                              | 127.5                               | 9.9                          | 18.5 <sup>d</sup>                                 | 39.6 <sup>d</sup>      | 53.9   | 57.4        |
| 182 Mali  | 0.678                   | 157      | 587                              | 169.1                               | 8.8                          | 7.3   | 16.4                   | 60.8   | 82.5        |
| 183 Burkina Faso  | 0.610                   | 145      | 371                              | 104.3                               | 11.0                         | 6.0   | 11.7                   | 58.2   | 75.2        |
| 184 Sierra Leone  | 0.645                   | 150      | 1,360                            | 112.8                               | 12.4                         | 19.2 <sup>d</sup>                                 | 32.3 <sup>d</sup>      | 57.1   | 58.7        |
| 185 Burundi   | 0.471                   | 114      | 712                              | 26.8                                | 37.8                         | 7.5   | 10.5                   | 80.2   | 77.5        |
| 186 Chad  | 0.708                   | 158      | 856                              | 161.1                               | 12.8                         | 1.7   | 10.0                   | 64.8   | 77.6        |
| 187 South Sudan   | ..                      | ..       | 789                              | 62.0                                | 26.6                         | ..  | ..                     | 70.8   | 73.9        |
| 188 Central African Republic                                  | 0.673                   | 156      | 882                              | 103.8                               | 8.6                          | 13.2 <sup>d</sup>                                 | 30.8 <sup>d</sup>      | 63.3   | 80.0        |
| 189 Niger   | 0.649                   | 151      | 553                              | 192.0                               | 17.0                         | 4.3 <sup>d</sup>                                  | 8.9 <sup>d</sup>       | 67.5   | 90.7        |
| <b>OTHER COUNTRIES OR TERRITORIES</b>                         |                         |          |                                  |                                     |                              |   |                        |  |             |
| .. Korea (Democratic People's Rep. of)                        | ..                      | ..       | 82                               | 0.3                                 | 16.3                         | ..  | ..                     | 74.4   | 86.9        |
| .. Monaco   | ..                      | ..       | ..                               | ..                                  | 20.8                         | ..  | ..                     | ..   | ..          |
| .. Nauru  | ..                      | ..       | ..                               | ..                                  | 10.5                         | ..  | ..                     | ..   | ..          |
| .. San Marino   | ..                      | ..       | ..                               | ..                                  | 26.7                         | ..  | ..                     | ..   | ..          |
| .. Somalia  | ..                      | ..       | 732                              | 100.1                               | 24.3                         | ..  | ..                     | 18.6   | 74.3        |
| .. Tuvalu   | ..                      | ..       | ..                               | ..                                  | 6.7                          | ..  | ..                     | ..   | ..          |
| <b>Human development groups</b>                               |                         |          |                                  |                                     |                              |   |                        |  |             |
| Very high human development                                   | 0.170                   | —        | 15                               | 15.9                                | 26.7                         | 88.8  | 89.5                   | 52.9   | 68.9        |
| High human development  | 0.289                   | —        | 38                               | 26.6                                | 22.3                         | 69.5  | 75.7                   | 55.0   | 75.5        |
| Medium human development                                      | 0.489                   | —        | 176                              | 41.3                                | 21.8                         | 42.9  | 59.4                   | 36.8   | 78.9        |
| Low human development   | 0.586                   | —        | 554                              | 98.4                                | 21.7                         | 18.5  | 30.7                   | 59.3   | 74.7        |
| <b>Developing countries</b>                                   | 0.468                   | —        | 232                              | 48.0                                | 21.9                         | 54.6  | 65.5                   | 47.5   | 77.0        |
| <b>Regions</b>  |                         |          |                                  |                                     |                              |   |                        |  |             |
| Arab States   | 0.531                   | —        | 149                              | 46.3                                | 18.0                         | 45.1  | 54.6                   | 20.7   | 74.2        |
| East Asia and the Pacific                                     | 0.312                   | —        | 62                               | 22.4                                | 19.8                         | 67.8  | 75.5                   | 60.1   | 77.3        |
| Europe and Central Asia                                       | 0.270                   | —        | 24                               | 25.5                                | 20.7                         | 78.4  | 85.9                   | 45.5   | 70.3        |
| Latin America and the Caribbean                               | 0.386                   | —        | 67                               | 61.5                                | 28.8                         | 59.5  | 59.1                   | 51.6   | 77.5        |
| South Asia  | 0.515                   | —        | 176                              | 32.1                                | 17.5                         | 39.8  | 60.6                   | 27.9   | 79.1        |
| Sub-Saharan Africa  | 0.569                   | —        | 549                              | 101.3                               | 23.5                         | 28.8  | 39.2                   | 65.2   | 74.0        |
| <b>Least developed countries</b>                              | 0.559                   | —        | 434 <sup>T</sup>                 | 91.0                                | 22.4                         | 25.0  | 34.3                   | 57.4   | 79.6        |
| <b>Small island developing states</b>                         | 0.459                   | —        | 202                              | 56.5                                | 23.4                         | 56.7  | 58.8                   | 53.8   | 72.4        |
| <b>Organisation for Economic Co-operation and Development</b> | 0.186                   | —        | 15                               | 20.7                                | 28.9                         | 84.6  | 87.3                   | 51.3   | 68.6        |
| <b>World</b>  | <b>0.441</b>            | <b>—</b> | <b>216<sup>T</sup></b>           | <b>44.0</b>                         | <b>23.5</b>                  | <b>62.5</b>                                       | <b>70.9</b>            | <b>48.7</b>                                  | <b>75.3</b> |

**NOTES**

- a** Estimates modelled by the International Labour Organization.
- b** Data are the annual average of projected values for 2015–2020.
- c** Data refer to the most recent year available during the period specified.
- d** Based on Barro and Lee (2016).
- e** Refers to 2016.
- f** Excludes the 36 special rotating delegates appointed on an ad hoc basis.
- g** Refers to 2013.
- h** In calculating the Gender Inequality Index, a value of 0.1 percent was used.

**i** Refers to 2015.

**T** From original data source.

**DEFINITIONS**

**Gender Inequality Index:** A composite measure reflecting inequality in achievement between women and men in three dimensions: reproductive health, empowerment and the labour market. See *Technical note 4* at [http://hdr.undp.org/sites/default/files/hdr2018\\_technical\\_notes.pdf](http://hdr.undp.org/sites/default/files/hdr2018_technical_notes.pdf) for details on how the Gender Inequality Index is calculated.

**Maternal mortality ratio:** Number of deaths due to pregnancy-related causes per 100,000 live births.

**Adolescent birth rate:** Number of births to women ages 15–19 per 1,000 women ages 15–19.

**Share of seats in parliament:** Proportion of seats held by women in the national parliament expressed as a percentage of total seats. For countries with a bicameral legislative system, the share of seats is calculated based on both houses.

**Population with at least some secondary education:** Percentage of the population ages 25 and older that has reached (but not necessarily completed) a secondary level of education.

**Labour force participation rate:** Proportion of the working-age population (ages 15 and older) that engages in the labour market, either by working or actively looking for work, expressed as a percentage of the working-age population.

**MAIN DATA SOURCES**

- Column 1:** HDRO calculations based on data in columns 3–9.
- Column 2:** Calculated based on data in column 1.
- Column 3:** UN Maternal Mortality Estimation Group (2017).
- Column 4:** UNDESA (2017a).
- Column 5:** IPU (2018).
- Columns 6 and 7:** UNESCO Institute for Statistics (2018) and Barro and Lee (2016).
- Columns 8 and 9:** ILO (2018a).



# Human development indicators

## Population trends

| HDI rank                           | Population             |                   |                       |                        |                    |                   |                   |                   |            | Dependency ratio            |                        | Total fertility rate |           |     |
|------------------------------------|------------------------|-------------------|-----------------------|------------------------|--------------------|-------------------|-------------------|-------------------|------------|-----------------------------|------------------------|----------------------|-----------|-----|
|                                    | Total                  |                   | Average annual growth |                        | Urban <sup>a</sup> | Under age 5       | Ages 15–64        | Ages 65 and older | Median age | (per 100 people ages 15–64) |                        |                      |           |     |
|                                    | (millions)             |                   | (% )                  |                        | (%)                |                   | (millions)        |                   | (years)    | Young age (0–14)            | Old age (65 and older) | (births per woman)   |           |     |
|                                    | 2017 <sup>a</sup>      | 2030 <sup>b</sup> | 2005/2010             | 2015/2020 <sup>b</sup> | 2017               | 2017 <sup>a</sup> | 2017 <sup>a</sup> | 2017 <sup>a</sup> | 2015       | 2017 <sup>b</sup>           | 2017 <sup>b</sup>      | 2005/2010            | 2015/2020 |     |
| <b>VERY HIGH HUMAN DEVELOPMENT</b> |                        |                   |                       |                        |                    |                   |                   |                   |            |                             |                        |                      |           |     |
| 1                                  | Norway <sup>c</sup>    | 5.3               | 6.0                   | 1.1                    | 0.9                | 81.9              | 0.3               | 3.5               | 0.9        | 39.2                        | 27.2                   | 25.7                 | 1.9       | 1.8 |
| 2                                  | Switzerland            | 8.5               | 9.2                   | 1.1                    | 0.8                | 73.8              | 0.4               | 5.7               | 1.6        | 42.2                        | 22.3                   | 27.6                 | 1.5       | 1.6 |
| 3                                  | Australia <sup>d</sup> | 24.5              | 28.2                  | 1.8                    | 1.3                | 85.9              | 1.6               | 16.0              | 3.8        | 37.4                        | 29.0                   | 23.7                 | 2.0       | 1.8 |
| 4                                  | Ireland                | 4.8               | 5.2                   | 1.9                    | 0.8                | 62.9              | 0.3               | 3.1               | 0.7        | 36.9                        | 33.6                   | 21.6                 | 2.0       | 2.0 |
| 5                                  | Germany                | 82.1              | 82.2                  | -0.2                   | 0.2                | 77.3              | 3.6               | 53.8              | 17.6       | 45.9                        | 20.0                   | 32.8                 | 1.4       | 1.5 |
| 6                                  | Iceland                | 0.3               | 0.4                   | 1.6                    | 0.8                | 93.8              | 0.0               | 0.2               | 0.0        | 36.0                        | 30.7                   | 22.0                 | 2.1       | 1.9 |
| 7                                  | Hong Kong, China (SAR) | 7.4               | 8.0                   | 0.6                    | 0.8                | 100.0             | 0.3               | 5.3               | 1.2        | 43.2                        | 15.9                   | 22.6                 | 1.0       | 1.3 |
| 7                                  | Sweden                 | 9.9               | 10.7                  | 0.8                    | 0.7                | 87.1              | 0.6               | 6.2               | 2.0        | 40.9                        | 28.1                   | 32.0                 | 1.9       | 1.9 |
| 9                                  | Singapore              | 5.7               | 6.3                   | 2.4                    | 1.4                | 100.0             | 0.3               | 4.1               | 0.7        | 40.0                        | 20.8                   | 17.9                 | 1.3       | 1.3 |
| 10                                 | Netherlands            | 17.0              | 17.6                  | 0.4                    | 0.3                | 91.1              | 0.9               | 11.0              | 3.2        | 42.1                        | 25.3                   | 29.0                 | 1.8       | 1.8 |
| 11                                 | Denmark                | 5.7               | 6.0                   | 0.5                    | 0.4                | 87.8              | 0.3               | 3.7               | 1.1        | 41.6                        | 25.8                   | 30.8                 | 1.9       | 1.8 |
| 12                                 | Canada                 | 36.6              | 40.6                  | 1.1                    | 0.9                | 81.4              | 1.9               | 24.5              | 6.2        | 40.5                        | 23.9                   | 25.4                 | 1.6       | 1.6 |
| 13                                 | United States          | 324.5             | 354.7                 | 0.9                    | 0.7                | 82.1              | 19.7              | 213.1             | 50.0       | 37.6                        | 28.8                   | 23.5                 | 2.1       | 1.9 |
| 14                                 | United Kingdom         | 66.2              | 70.6                  | 1.0                    | 0.6                | 83.1              | 4.0               | 42.2              | 12.3       | 40.2                        | 27.8                   | 29.0                 | 1.9       | 1.9 |
| 15                                 | Finland <sup>e</sup>   | 5.5               | 5.7                   | 0.4                    | 0.4                | 85.3              | 0.3               | 3.4               | 1.2        | 42.5                        | 26.3                   | 34.0                 | 1.8       | 1.8 |
| 16                                 | New Zealand            | 4.7               | 5.2                   | 1.1                    | 0.9                | 86.5              | 0.3               | 3.1               | 0.7        | 37.3                        | 30.5                   | 23.6                 | 2.1       | 2.0 |
| 17                                 | Belgium                | 11.4              | 12.0                  | 0.7                    | 0.6                | 98.0              | 0.6               | 7.4               | 2.1        | 41.3                        | 26.6                   | 28.9                 | 1.8       | 1.8 |
| 17                                 | Liechtenstein          | 0.0               | 0.0                   | 0.7                    | 0.7                | 14.3              | ..                | ..                | ..         | ..                          | ..                     | ..                   | ..        | ..  |
| 19                                 | Japan                  | 127.5             | 121.6                 | 0.0                    | -0.2               | 91.5              | 5.3               | 76.6              | 34.5       | 46.3                        | 21.5                   | 45.0                 | 1.3       | 1.5 |
| 20                                 | Austria                | 8.7               | 8.9                   | 0.4                    | 0.2                | 58.1              | 0.4               | 5.8               | 1.7        | 43.2                        | 21.1                   | 28.8                 | 1.4       | 1.5 |
| 21                                 | Luxembourg             | 0.6               | 0.7                   | 2.1                    | 1.3                | 90.7              | 0.0               | 0.4               | 0.1        | 39.3                        | 23.7                   | 20.7                 | 1.6       | 1.6 |
| 22                                 | Israel                 | 8.3               | 10.0                  | 2.3                    | 1.5                | 92.3              | 0.8               | 5.0               | 1.0        | 30.2                        | 46.1                   | 19.4                 | 2.9       | 2.9 |
| 22                                 | Korea (Republic of)    | 51.0              | 52.7                  | 0.3                    | 0.4                | 81.5              | 2.2               | 37.0              | 7.1        | 40.8                        | 18.6                   | 19.2                 | 1.2       | 1.3 |
| 24                                 | France                 | 65.0              | 67.9                  | 0.6                    | 0.4                | 80.2              | 3.8               | 40.4              | 12.8       | 41.2                        | 29.1                   | 31.7                 | 2.0       | 2.0 |
| 25                                 | Slovenia               | 2.1               | 2.1                   | 0.5                    | 0.1                | 54.3              | 0.1               | 1.4               | 0.4        | 43.0                        | 22.7                   | 28.9                 | 1.4       | 1.6 |
| 26                                 | Spain <sup>f</sup>     | 46.4              | 46.1                  | 1.2                    | 0.0                | 80.1              | 2.0               | 30.5              | 9.0        | 43.2                        | 22.3                   | 29.5                 | 1.4       | 1.4 |
| 27                                 | Czechia                | 10.6              | 10.5                  | 0.5                    | 0.1                | 73.7              | 0.5               | 7.0               | 2.0        | 41.4                        | 23.4                   | 29.0                 | 1.4       | 1.6 |
| 28                                 | Italy                  | 59.4              | 58.1                  | 0.3                    | -0.1               | 70.1              | 2.4               | 37.7              | 13.7       | 45.9                        | 21.3                   | 36.3                 | 1.4       | 1.5 |
| 29                                 | Malta                  | 0.4               | 0.4                   | 0.5                    | 0.3                | 94.5              | 0.0               | 0.3               | 0.1        | 40.9                        | 21.8                   | 29.4                 | 1.4       | 1.5 |
| 30                                 | Estonia                | 1.3               | 1.3                   | -0.4                   | -0.2               | 68.7              | 0.1               | 0.8               | 0.3        | 41.6                        | 25.5                   | 30.3                 | 1.7       | 1.7 |
| 31                                 | Greece                 | 11.2              | 10.8                  | 0.3                    | -0.2               | 78.7              | 0.5               | 7.3               | 2.3        | 43.3                        | 21.7                   | 31.2                 | 1.5       | 1.3 |
| 32                                 | Cyprus <sup>g</sup>    | 1.2               | 1.3                   | 1.6                    | 0.8                | 66.8              | 0.1               | 0.8               | 0.2        | 34.9                        | 24.1                   | 19.2                 | 1.5       | 1.3 |
| 33                                 | Poland                 | 38.2              | 36.6                  | 0.0                    | -0.2               | 60.1              | 1.8               | 26.1              | 6.4        | 39.7                        | 21.7                   | 24.5                 | 1.4       | 1.3 |
| 34                                 | United Arab Emirates   | 9.4               | 11.1                  | 11.8                   | 1.4                | 86.2              | 0.5               | 8.0               | 0.1        | 33.4                        | 16.4                   | 1.3                  | 2.0       | 1.7 |
| 35                                 | Andorra                | 0.1               | 0.1                   | 1.4                    | -0.2               | 88.2              | ..                | ..                | ..         | ..                          | ..                     | ..                   | ..        | ..  |
| 35                                 | Lithuania              | 2.9               | 2.7                   | -1.4                   | -0.5               | 67.5              | 0.2               | 1.9               | 0.5        | 42.7                        | 22.4                   | 28.7                 | 1.4       | 1.7 |
| 37                                 | Qatar                  | 2.6               | 3.2                   | 14.4                   | 2.4                | 99.1              | 0.1               | 2.2               | 0.0        | 31.3                        | 16.4                   | 1.5                  | 2.2       | 1.9 |
| 38                                 | Slovakia               | 5.4               | 5.4                   | 0.0                    | 0.0                | 53.8              | 0.3               | 3.8               | 0.8        | 39.2                        | 22.1                   | 21.7                 | 1.3       | 1.5 |
| 39                                 | Brunei Darussalam      | 0.4               | 0.5                   | 1.2                    | 1.3                | 77.3              | 0.0               | 0.3               | 0.0        | 30.0                        | 31.8                   | 6.3                  | 1.8       | 1.9 |
| 39                                 | Saudi Arabia           | 32.9              | 39.5                  | 2.7                    | 1.9                | 83.6              | 3.0               | 23.6              | 1.1        | 29.8                        | 35.2                   | 4.6                  | 3.2       | 2.5 |
| 41                                 | Latvia                 | 1.9               | 1.7                   | -1.2                   | -1.0               | 68.1              | 0.1               | 1.3               | 0.4        | 42.5                        | 23.8                   | 30.5                 | 1.5       | 1.6 |
| 41                                 | Portugal               | 10.3              | 9.9                   | 0.2                    | -0.4               | 64.7              | 0.4               | 6.7               | 2.2        | 43.9                        | 21.0                   | 33.2                 | 1.4       | 1.2 |
| 43                                 | Bahrain                | 1.5               | 2.0                   | 6.7                    | 4.3                | 89.2              | 0.1               | 1.2               | 0.0        | 31.2                        | 25.3                   | 3.0                  | 2.3       | 2.0 |
| 44                                 | Chile                  | 18.1              | 19.6                  | 1.0                    | 0.8                | 87.5              | 1.2               | 12.4              | 2.0        | 33.7                        | 29.6                   | 16.2                 | 1.9       | 1.8 |
| 45                                 | Hungary                | 9.7               | 9.2                   | -0.3                   | -0.3               | 71.1              | 0.4               | 6.5               | 1.8        | 41.7                        | 21.3                   | 27.7                 | 1.3       | 1.4 |
| 46                                 | Croatia                | 4.2               | 3.9                   | -0.2                   | -0.6               | 56.7              | 0.2               | 2.7               | 0.8        | 42.6                        | 22.4                   | 30.1                 | 1.5       | 1.5 |
| 47                                 | Argentina              | 44.3              | 49.3                  | 1.0                    | 0.9                | 91.7              | 3.7               | 28.3              | 5.0        | 30.8                        | 38.9                   | 17.5                 | 2.4       | 2.3 |
| 48                                 | Oman                   | 4.6               | 5.9                   | 3.8                    | 4.1                | 83.6              | 0.4               | 3.5               | 0.1        | 29.0                        | 28.8                   | 3.1                  | 2.9       | 2.5 |
| 49                                 | Russian Federation     | 144.0             | 140.5                 | -0.1                   | 0.0                | 74.3              | 9.5               | 98.2              | 20.4       | 38.7                        | 25.8                   | 20.8                 | 1.4       | 1.8 |
| 50                                 | Montenegro             | 0.6               | 0.6                   | 0.3                    | 0.0                | 66.5              | 0.0               | 0.4               | 0.1        | 37.7                        | 27.0                   | 22.0                 | 1.8       | 1.7 |
| 51                                 | Bulgaria               | 7.1               | 6.4                   | -0.7                   | -0.7               | 74.7              | 0.3               | 4.6               | 1.5        | 43.5                        | 21.9                   | 32.0                 | 1.5       | 1.6 |
| 52                                 | Romania                | 19.7              | 18.5                  | -0.9                   | -0.5               | 53.9              | 0.9               | 13.2              | 3.5        | 41.3                        | 22.8                   | 26.7                 | 1.5       | 1.5 |
| 53                                 | Belarus                | 9.5               | 9.2                   | -0.3                   | -0.1               | 78.1              | 0.6               | 6.5               | 1.4        | 39.6                        | 24.5                   | 21.6                 | 1.4       | 1.7 |
| 54                                 | Bahamas                | 0.4               | 0.4                   | 1.8                    | 1.0                | 82.9              | 0.0               | 0.3               | 0.0        | 32.5                        | 29.0                   | 12.8                 | 1.9       | 1.8 |
| 55                                 | Uruguay                | 3.5               | 3.6                   | 0.3                    | 0.4                | 95.2              | 0.2               | 2.2               | 0.5        | 34.9                        | 32.8                   | 22.8                 | 2.1       | 2.0 |
| 56                                 | Kuwait                 | 4.1               | 4.9                   | 5.5                    | 1.8                | 100.0             | 0.3               | 3.2               | 0.1        | 33.4                        | 27.5                   | 3.1                  | 2.4       | 2.0 |
| 57                                 | Malaysia <sup>h</sup>  | 31.6              | 36.8                  | 1.8                    | 1.4                | 75.4              | 2.6               | 21.9              | 2.0        | 27.7                        | 35.0                   | 9.1                  | 2.2       | 2.0 |
| 58                                 | Barbados               | 0.3               | 0.3                   | 0.4                    | 0.2                | 31.2              | 0.0               | 0.2               | 0.0        | 38.5                        | 28.9                   | 22.7                 | 1.8       | 1.8 |
| 58                                 | Kazakhstan             | 18.2              | 20.3                  | 1.1                    | 1.1                | 57.3              | 2.0               | 11.8              | 1.3        | 29.3                        | 42.9                   | 10.7                 | 2.5       | 2.6 |

| HDI rank                        | Population                                |                   |                       |                        |                    |                   |                   |                   |            | Dependency ratio            |                        |                      |           |     |
|---------------------------------|---|-------------------|-----------------------|------------------------|--------------------|-------------------|-------------------|-------------------|------------|-----------------------------|------------------------|----------------------|-----------|-----|
|                                 | Total                                     |                   | Average annual growth |                        | Urban <sup>a</sup> | Under age 5       | Ages 15–64        | Ages 65 and older | Median age | (per 100 people ages 15–64) |                        | Total fertility rate |           |     |
|                                 | (millions)                                |                   | (% )                  |                        | (%)                |                   | (millions)        |                   | (years)    | Young age (0–14)            | Old age (65 and older) | (births per woman)   |           |     |
|                                 | 2017 <sup>b</sup>                         | 2030 <sup>b</sup> | 2005/2010             | 2015/2020 <sup>b</sup> | 2017               | 2017 <sup>b</sup> | 2017 <sup>b</sup> | 2017 <sup>b</sup> | 2015       | 2017 <sup>b</sup>           | 2017 <sup>b</sup>      | 2005/2010            | 2015/2020 |     |
| <b>HIGH HUMAN DEVELOPMENT</b>   |   |                   |                       |                        |                    |                   |                   |                   |            |                             |                        |                      |           |     |
| 60                              | Iran (Islamic Republic of)                | 81.2              | 88.9                  | 1.1                    | 1.0                | 74.4              | 6.7               | 57.5              | 4.4        | 29.5                        | 33.4                   | 7.7                  | 1.8       | 1.6 |
| 60                              | Palau                                     | 0.0               | 0.0                   | 0.6                    | 1.1                | 79.4              | ..                | ..                | ..         | ..                          | ..                     | ..                   | ..        | ..  |
| 62                              | Seychelles                                | 0.1               | 0.1                   | 0.6                    | 0.5                | 56.3              | 0.0               | 0.1               | 0.0        | 34.6                        | 32.2                   | 12.4                 | 2.3       | 2.3 |
| 63                              | Costa Rica                                | 4.9               | 5.4                   | 1.4                    | 1.0                | 78.6              | 0.3               | 3.4               | 0.5        | 31.4                        | 31.4                   | 13.7                 | 2.0       | 1.8 |
| 64                              | Turkey                                    | 80.7              | 88.4                  | 1.3                    | 1.4                | 74.6              | 6.7               | 54.0              | 6.6        | 29.9                        | 37.3                   | 12.2                 | 2.2       | 2.0 |
| 65                              | Mauritius <sup>i</sup>                    | 1.3               | 1.3                   | 0.4                    | 0.2                | 40.8              | 0.1               | 0.9               | 0.1        | 35.6                        | 26.0                   | 15.5                 | 1.7       | 1.4 |
| 66                              | Panama                                    | 4.1               | 4.9                   | 1.8                    | 1.6                | 67.4              | 0.4               | 2.7               | 0.3        | 28.4                        | 42.3                   | 12.2                 | 2.6       | 2.5 |
| 67                              | Serbia <sup>j</sup>                       | 8.8               | 8.4                   | -0.4                   | -0.3               | 55.9              | 0.5               | 5.8               | 1.5        | 40.0                        | 24.9                   | 26.2                 | 1.6       | 1.6 |
| 68                              | Albania                                   | 2.9               | 2.9                   | -0.9                   | 0.1                | 59.4              | 0.2               | 2.0               | 0.4        | 36.2                        | 25.1                   | 19.0                 | 1.6       | 1.7 |
| 69                              | Trinidad and Tobago                       | 1.4               | 1.4                   | 0.5                    | 0.3                | 53.2              | 0.1               | 0.9               | 0.1        | 33.9                        | 29.8                   | 14.4                 | 1.8       | 1.7 |
| 70                              | Antigua and Barbuda                       | 0.1               | 0.1                   | 1.2                    | 1.0                | 24.7              | 0.0               | 0.1               | 0.0        | 30.7                        | 34.5                   | 10.0                 | 2.2       | 2.0 |
| 70                              | Georgia <sup>k</sup>                      | 3.9               | 3.7                   | -1.2                   | -0.3               | 58.2              | 0.3               | 2.6               | 0.6        | 38.0                        | 29.1                   | 22.5                 | 1.8       | 2.0 |
| 72                              | Saint Kitts and Nevis                     | 0.1               | 0.1                   | 1.1                    | 0.9                | 30.8              | ..                | ..                | ..         | ..                          | ..                     | ..                   | ..        | ..  |
| 73                              | Cuba                                      | 11.5              | 11.5                  | 0.1                    | 0.1                | 77.0              | 0.6               | 8.0               | 1.7        | 41.1                        | 23.2                   | 21.3                 | 1.6       | 1.7 |
| 74                              | Mexico                                    | 129.2             | 147.5                 | 1.6                    | 1.2                | 79.9              | 11.5              | 85.9              | 8.9        | 27.5                        | 40.1                   | 10.3                 | 2.4       | 2.1 |
| 75                              | Grenada                                   | 0.1               | 0.1                   | 0.3                    | 0.5                | 36.2              | 0.0               | 0.1               | 0.0        | 27.2                        | 39.7                   | 11.0                 | 2.3       | 2.1 |
| 76                              | Sri Lanka                                 | 20.9              | 21.5                  | 0.7                    | 0.4                | 18.4              | 1.6               | 13.8              | 2.1        | 32.3                        | 36.4                   | 15.3                 | 2.3       | 2.0 |
| 77                              | Bosnia and Herzegovina                    | 3.5               | 3.4                   | -0.3                   | -0.2               | 47.9              | 0.2               | 2.4               | 0.6        | 41.0                        | 20.4                   | 23.9                 | 1.3       | 1.4 |
| 78                              | Venezuela (Bolivarian Republic of)        | 32.0              | 36.7                  | 1.6                    | 1.3                | 88.2              | 3.0               | 21.0              | 2.1        | 27.4                        | 41.9                   | 10.1                 | 2.6       | 2.3 |
| 79                              | Brazil                                    | 209.3             | 225.5                 | 1.0                    | 0.8                | 86.3              | 14.8              | 145.9             | 17.9       | 31.3                        | 31.2                   | 12.3                 | 1.9       | 1.7 |
| 80                              | Azerbaijan <sup>l</sup>                   | 9.8               | 10.7                  | 1.1                    | 1.0                | 55.3              | 0.9               | 6.9               | 0.6        | 30.3                        | 32.9                   | 8.5                  | 1.8       | 2.0 |
| 80                              | Lebanon                                   | 6.1               | 5.4                   | 1.7                    | 0.6                | 88.4              | 0.5               | 4.2               | 0.5        | 28.5                        | 33.8                   | 12.4                 | 1.6       | 1.7 |
| 80                              | The former Yugoslav Republic of Macedonia | 2.1               | 2.1                   | 0.1                    | 0.1                | 57.7              | 0.1               | 1.5               | 0.3        | 37.4                        | 23.8                   | 18.9                 | 1.5       | 1.6 |
| 83                              | Armenia                                   | 2.9               | 2.9                   | -0.7                   | 0.1                | 63.1              | 0.2               | 2.0               | 0.3        | 33.9                        | 29.1                   | 16.3                 | 1.7       | 1.6 |
| 83                              | Thailand                                  | 69.0              | 69.6                  | 0.5                    | 0.2                | 49.2              | 3.7               | 49.2              | 7.9        | 37.8                        | 24.3                   | 15.9                 | 1.6       | 1.5 |
| 85                              | Algeria                                   | 41.3              | 48.8                  | 1.6                    | 1.7                | 72.1              | 4.7               | 26.7              | 2.6        | 27.5                        | 45.4                   | 9.6                  | 2.7       | 2.7 |
| 86                              | China                                     | 1,409.5           | 1,441.2               | 0.6                    | 0.4                | 58.0              | 85.1              | 1,010.4           | 150.0      | 37.0                        | 24.7                   | 14.8                 | 1.6       | 1.6 |
| 86                              | Ecuador                                   | 16.6              | 19.6                  | 1.7                    | 1.4                | 63.7              | 1.6               | 10.7              | 1.2        | 26.6                        | 44.1                   | 11.0                 | 2.7       | 2.4 |
| 88                              | Ukraine <sup>m</sup>                      | 44.2              | 41.2                  | -0.5                   | -0.5               | 69.2              | 2.3               | 30.1              | 7.3        | 40.3                        | 22.8                   | 24.2                 | 1.4       | 1.6 |
| 89                              | Peru                                      | 32.2              | 36.8                  | 1.2                    | 1.2                | 77.7              | 3.0               | 21.1              | 2.3        | 27.5                        | 41.8                   | 10.9                 | 2.6       | 2.4 |
| 90                              | Colombia                                  | 49.1              | 53.1                  | 1.2                    | 0.8                | 80.4              | 3.7               | 33.8              | 3.8        | 30.1                        | 34.1                   | 11.1                 | 2.1       | 1.8 |
| 90                              | Saint Lucia                               | 0.2               | 0.2                   | 1.1                    | 0.4                | 18.6              | 0.0               | 0.1               | 0.0        | 32.6                        | 26.4                   | 13.6                 | 1.6       | 1.4 |
| 92                              | Fiji                                      | 0.9               | 1.0                   | 0.9                    | 0.7                | 55.7              | 0.1               | 0.6               | 0.1        | 27.6                        | 43.6                   | 9.5                  | 2.8       | 2.5 |
| 92                              | Mongolia                                  | 3.1               | 3.6                   | 1.4                    | 1.5                | 68.4              | 0.4               | 2.0               | 0.1        | 27.1                        | 44.7                   | 6.1                  | 2.4       | 2.7 |
| 94                              | Dominican Republic                        | 10.8              | 12.1                  | 1.4                    | 1.1                | 80.3              | 1.1               | 6.9               | 0.8        | 26.1                        | 46.0                   | 11.0                 | 2.7       | 2.4 |
| 95                              | Jordan                                    | 9.7               | 11.1                  | 4.6                    | 2.2                | 90.7              | 1.2               | 5.9               | 0.4        | 22.1                        | 58.5                   | 6.3                  | 3.7       | 3.3 |
| 95                              | Tunisia                                   | 11.5              | 12.8                  | 1.0                    | 1.1                | 68.6              | 1.1               | 7.8               | 0.9        | 31.1                        | 35.3                   | 11.8                 | 2.0       | 2.2 |
| 97                              | Jamaica                                   | 2.9               | 2.9                   | 0.5                    | 0.3                | 55.4              | 0.2               | 2.0               | 0.3        | 29.4                        | 33.6                   | 14.3                 | 2.3       | 2.0 |
| 98                              | Tonga                                     | 0.1               | 0.1                   | 0.6                    | 0.9                | 23.2              | 0.0               | 0.1               | 0.0        | 21.3                        | 61.4                   | 10.0                 | 4.0       | 3.6 |
| 99                              | Saint Vincent and the Grenadines          | 0.1               | 0.1                   | 0.1                    | 0.2                | 51.8              | 0.0               | 0.1               | 0.0        | 29.8                        | 34.7                   | 11.3                 | 2.1       | 1.9 |
| 100                             | Suriname                                  | 0.6               | 0.6                   | 1.1                    | 0.9                | 66.0              | 0.1               | 0.4               | 0.0        | 28.4                        | 39.7                   | 10.4                 | 2.6       | 2.3 |
| 101                             | Botswana                                  | 2.3               | 2.8                   | 1.6                    | 1.8                | 68.7              | 0.3               | 1.5               | 0.1        | 24.4                        | 48.6                   | 6.1                  | 2.9       | 2.7 |
| 101                             | Maldives                                  | 0.4               | 0.5                   | 2.7                    | 1.8                | 39.4              | 0.0               | 0.3               | 0.0        | 27.9                        | 32.3                   | 5.7                  | 2.3       | 2.0 |
| 103                             | Dominica                                  | 0.1               | 0.1                   | 0.2                    | 0.5                | 70.2              | ..                | ..                | ..         | ..                          | ..                     | ..                   | ..        | ..  |
| 104                             | Samoa                                     | 0.2               | 0.2                   | 0.7                    | 0.6                | 18.5              | 0.0               | 0.1               | 0.0        | 21.2                        | 63.3                   | 9.7                  | 4.5       | 3.9 |
| 105                             | Uzbekistan                                | 31.9              | 36.7                  | 1.5                    | 1.4                | 50.6              | 3.2               | 21.6              | 1.4        | 26.3                        | 41.4                   | 6.6                  | 2.5       | 2.2 |
| 106                             | Belize                                    | 0.4               | 0.5                   | 2.5                    | 2.0                | 45.6              | 0.0               | 0.2               | 0.0        | 23.5                        | 48.5                   | 6.0                  | 2.8       | 2.5 |
| 106                             | Marshall Islands                          | 0.1               | 0.1                   | 0.1                    | 0.1                | 76.6              | ..                | ..                | ..         | ..                          | ..                     | ..                   | ..        | ..  |
| 108                             | Libya                                     | 6.4               | 7.3                   | 1.3                    | 1.3                | 79.8              | 0.6               | 4.3               | 0.3        | 27.2                        | 41.8                   | 6.6                  | 2.4       | 2.2 |
| 108                             | Turkmenistan                              | 5.8               | 6.8                   | 1.4                    | 1.6                | 51.2              | 0.7               | 3.7               | 0.2        | 25.6                        | 47.7                   | 6.6                  | 2.7       | 2.8 |
| 110                             | Gabon                                     | 2.0               | 2.6                   | 3.1                    | 2.2                | 89.0              | 0.3               | 1.2               | 0.1        | 22.6                        | 60.2                   | 7.5                  | 4.2       | 3.7 |
| 110                             | Paraguay                                  | 6.8               | 7.8                   | 1.4                    | 1.2                | 61.3              | 0.7               | 4.4               | 0.4        | 24.9                        | 45.8                   | 9.9                  | 2.9       | 2.5 |
| 112                             | Moldova (Republic of) <sup>n</sup>        | 4.1               | 3.8                   | -0.4                   | -0.2               | 42.6              | 0.2               | 3.0               | 0.4        | 35.6                        | 21.4                   | 14.8                 | 1.3       | 1.2 |
| <b>MEDIUM HUMAN DEVELOPMENT</b> |   |                   |                       |                        |                    |                   |                   |                   |            |                             |                        |                      |           |     |
| 113                             | Philippines                               | 104.9             | 125.4                 | 1.7                    | 1.5                | 46.7              | 11.6              | 66.6              | 5.0        | 24.1                        | 50.0                   | 7.6                  | 3.3       | 2.9 |
| 113                             | South Africa                              | 56.7              | 64.5                  | 1.1                    | 1.2                | 65.8              | 5.7               | 37.2              | 3.0        | 26.1                        | 44.1                   | 8.1                  | 2.6       | 2.4 |
| 115                             | Egypt                                     | 97.6              | 119.7                 | 1.8                    | 1.9                | 42.7              | 12.9              | 59.9              | 5.0        | 24.7                        | 54.5                   | 8.4                  | 3.0       | 3.2 |
| 116                             | Indonesia                                 | 264.0             | 295.6                 | 1.3                    | 1.1                | 54.7              | 24.7              | 177.7             | 14.0       | 28.0                        | 40.6                   | 7.9                  | 2.5       | 2.3 |
| 116                             | Viet Nam                                  | 95.5              | 106.3                 | 1.0                    | 1.0                | 35.2              | 7.7               | 66.7              | 6.8        | 30.4                        | 33.0                   | 10.2                 | 1.9       | 2.0 |

**TABLE 7 POPULATION TRENDS**

| HDI rank                     | Population                                 |                   |                       |                        |                    |                   |                   |                   |            | Dependency ratio            |                        | Total fertility rate |           |     |
|------------------------------|--|-------------------|-----------------------|------------------------|--------------------|-------------------|-------------------|-------------------|------------|-----------------------------|------------------------|----------------------|-----------|-----|
|                              | Total                                      |                   | Average annual growth |                        | Urban <sup>a</sup> | Under age 5       | Ages 15–64        | Ages 65 and older | Median age | (per 100 people ages 15–64) |                        |                      |           |     |
|                              | (millions)                                 |                   | (% )                  |                        | (%)                |                   | (millions)        |                   | (years)    | Young age (0–14)            | Old age (65 and older) | (births per woman)   |           |     |
|                              | 2017 <sup>b</sup>                          | 2030 <sup>b</sup> | 2005/2010             | 2015/2020 <sup>b</sup> | 2017               | 2017 <sup>b</sup> | 2017 <sup>b</sup> | 2017 <sup>b</sup> | 2015       | 2017 <sup>b</sup>           | 2017 <sup>b</sup>      | 2005/2010            | 2015/2020 |     |
| 118                          | Bolivia (Plurinational State of)           | 11.1              | 13.2                  | 1.7                    | 1.5                | 69.1              | 1.2               | 6.8               | 0.7        | 24.1                        | 51.3                   | 10.9                 | 3.4       | 2.8 |
| 119                          | Palestine, State of <sup>c</sup>           | 4.9               | 6.7                   | 2.6                    | 2.6                | 75.9              | 0.7               | 2.8               | 0.1        | 19.3                        | 69.0                   | 5.3                  | 4.6       | 3.9 |
| 120                          | Iraq                                       | 38.3              | 53.3                  | 2.6                    | 2.8                | 70.3              | 5.8               | 21.6              | 1.2        | 19.4                        | 71.6                   | 5.6                  | 4.6       | 4.3 |
| 121                          | El Salvador                                | 6.4               | 6.8                   | 0.4                    | 0.5                | 71.3              | 0.6               | 4.1               | 0.5        | 25.8                        | 42.5                   | 12.9                 | 2.4       | 2.1 |
| 122                          | Kyrgyzstan                                 | 6.0               | 7.0                   | 1.3                    | 1.4                | 36.1              | 0.8               | 3.8               | 0.3        | 25.3                        | 50.0                   | 7.1                  | 2.8       | 2.9 |
| 123                          | Morocco                                    | 35.7              | 40.9                  | 1.2                    | 1.3                | 61.9              | 3.5               | 23.5              | 2.4        | 27.9                        | 41.6                   | 10.3                 | 2.6       | 2.4 |
| 124                          | Nicaragua                                  | 6.2               | 7.0                   | 1.3                    | 1.1                | 58.3              | 0.6               | 4.1               | 0.3        | 25.2                        | 44.3                   | 8.3                  | 2.6       | 2.2 |
| 125                          | Cabo Verde                                 | 0.5               | 0.6                   | 1.1                    | 1.3                | 65.3              | 0.1               | 0.4               | 0.0        | 23.8                        | 46.2                   | 6.8                  | 2.9       | 2.3 |
| 125                          | Guyana                                     | 0.8               | 0.8                   | -0.1                   | 0.6                | 26.5              | 0.1               | 0.5               | 0.0        | 24.6                        | 44.1                   | 8.1                  | 2.7       | 2.5 |
| 127                          | Guatemala                                  | 16.9              | 21.2                  | 2.2                    | 1.9                | 50.7              | 2.0               | 10.2              | 0.8        | 21.3                        | 58.2                   | 7.8                  | 3.6       | 2.9 |
| 127                          | Tajikistan                                 | 8.9               | 11.2                  | 2.2                    | 2.1                | 27.0              | 1.2               | 5.5               | 0.3        | 22.4                        | 57.5                   | 5.7                  | 3.5       | 3.3 |
| 129                          | Namibia                                    | 2.5               | 3.2                   | 1.3                    | 2.1                | 49.0              | 0.3               | 1.5               | 0.1        | 21.0                        | 61.4                   | 5.9                  | 3.6       | 3.3 |
| 130                          | India                                      | 1,339.2           | 1,513.0               | 1.5                    | 1.1                | 33.6              | 119.8             | 886.9             | 80.2       | 26.7                        | 42.0                   | 9.0                  | 2.8       | 2.3 |
| 131                          | Micronesia (Federated States of)           | 0.1               | 0.1                   | -0.5                   | 0.6                | 22.6              | 0.0               | 0.1               | 0.0        | 21.5                        | 53.4                   | 7.7                  | 3.6       | 3.1 |
| 132                          | Timor-Leste                                | 1.3               | 1.7                   | 1.6                    | 2.1                | 30.2              | 0.2               | 0.7               | 0.0        | 17.4                        | 82.5                   | 6.7                  | 6.5       | 5.3 |
| 133                          | Honduras                                   | 9.3               | 11.1                  | 2.1                    | 1.6                | 56.5              | 1.0               | 5.9               | 0.4        | 23.0                        | 49.7                   | 7.3                  | 3.2       | 2.4 |
| 134                          | Bhutan                                     | 0.8               | 0.9                   | 2.1                    | 1.2                | 40.2              | 0.1               | 0.6               | 0.0        | 26.3                        | 38.7                   | 7.1                  | 2.6       | 2.0 |
| 134                          | Kiribati                                   | 0.1               | 0.1                   | 2.1                    | 1.7                | 53.3              | 0.0               | 0.1               | 0.0        | 22.4                        | 57.3                   | 6.4                  | 3.9       | 3.6 |
| 136                          | Bangladesh                                 | 164.7             | 185.6                 | 1.2                    | 1.0                | 35.9              | 15.2              | 109.6             | 8.4        | 25.6                        | 42.6                   | 7.7                  | 2.5       | 2.1 |
| 137                          | Congo                                      | 5.3               | 7.3                   | 3.3                    | 2.6                | 66.5              | 0.8               | 2.9               | 0.2        | 18.9                        | 77.8                   | 6.3                  | 5.0       | 4.6 |
| 138                          | Vanuatu                                    | 0.3               | 0.4                   | 2.4                    | 2.1                | 25.2              | 0.0               | 0.2               | 0.0        | 22.2                        | 60.1                   | 7.4                  | 3.6       | 3.2 |
| 139                          | Lao People's Democratic Republic           | 6.9               | 8.0                   | 1.6                    | 1.4                | 34.4              | 0.8               | 4.3               | 0.3        | 22.7                        | 52.1                   | 6.4                  | 3.4       | 2.6 |
| 140                          | Ghana                                      | 28.8              | 37.3                  | 2.6                    | 2.2                | 55.4              | 4.1               | 16.8              | 1.0        | 20.4                        | 66.3                   | 5.8                  | 4.4       | 3.9 |
| 141                          | Equatorial Guinea                          | 1.3               | 1.9                   | 4.6                    | 3.6                | 71.6              | 0.2               | 0.8               | 0.0        | 22.2                        | 62.0                   | 4.7                  | 5.4       | 4.6 |
| 142                          | Kenya                                      | 49.7              | 67.0                  | 2.7                    | 2.5                | 26.6              | 7.1               | 28.3              | 1.3        | 19.0                        | 71.2                   | 4.7                  | 4.7       | 3.8 |
| 143                          | Sao Tome and Principe                      | 0.2               | 0.3                   | 2.3                    | 2.2                | 72.0              | 0.0               | 0.1               | 0.0        | 18.1                        | 78.9                   | 5.3                  | 4.9       | 4.4 |
| 144                          | Eswatini (Kingdom of)                      | 1.4               | 1.7                   | 1.7                    | 1.7                | 23.6              | 0.2               | 0.8               | 0.0        | 20.4                        | 62.3                   | 5.3                  | 3.8       | 3.0 |
| 144                          | Zambia                                     | 17.1              | 24.9                  | 2.8                    | 3.0                | 43.0              | 2.9               | 9.0               | 0.4        | 17.1                        | 84.9                   | 4.7                  | 5.6       | 4.9 |
| 146                          | Cambodia                                   | 16.0              | 18.8                  | 1.5                    | 1.5                | 23.0              | 1.8               | 10.3              | 0.7        | 24.0                        | 48.6                   | 6.9                  | 3.1       | 2.5 |
| 147                          | Angola                                     | 29.8              | 44.7                  | 3.6                    | 3.3                | 64.8              | 5.4               | 15.1              | 0.7        | 16.4                        | 92.2                   | 4.7                  | 6.4       | 5.6 |
| 148                          | Myanmar                                    | 53.4              | 58.9                  | 0.7                    | 0.9                | 30.3              | 4.5               | 36.0              | 3.1        | 27.7                        | 39.8                   | 8.5                  | 2.6       | 2.2 |
| 149                          | Nepal                                      | 29.3              | 33.2                  | 1.1                    | 1.1                | 19.3              | 2.7               | 18.5              | 1.7        | 23.2                        | 48.8                   | 9.2                  | 3.0       | 2.1 |
| 150                          | Pakistan                                   | 197.0             | 244.2                 | 2.1                    | 1.9                | 36.4              | 25.1              | 119.6             | 8.9        | 22.5                        | 57.3                   | 7.4                  | 4.0       | 3.4 |
| 151                          | Cameroon                                   | 24.1              | 33.0                  | 2.7                    | 2.6                | 55.8              | 3.9               | 13.0              | 0.8        | 18.3                        | 79.0                   | 5.8                  | 5.3       | 4.6 |
| <b>LOW HUMAN DEVELOPMENT</b> |  |                   |                       |                        |                    |                   |                   |                   |            |                             |                        |                      |           |     |
| 152                          | Solomon Islands                            | 0.6               | 0.8                   | 2.3                    | 1.9                | 23.3              | 0.1               | 0.4               | 0.0        | 19.9                        | 67.4                   | 6.1                  | 4.4       | 3.8 |
| 153                          | Papua New Guinea                           | 8.3               | 10.5                  | 2.4                    | 2.0                | 13.1              | 1.0               | 5.0               | 0.3        | 21.7                        | 59.6                   | 6.3                  | 4.1       | 3.6 |
| 154                          | Tanzania (United Republic of) <sup>p</sup> | 57.3              | 83.7                  | 3.1                    | 3.1                | 33.1              | 9.9               | 29.8              | 1.8        | 17.3                        | 86.4                   | 6.0                  | 5.6       | 4.9 |
| 155                          | Syrian Arab Republic                       | 18.3              | 26.6                  | 2.8                    | 0.2                | 53.5              | 2.0               | 10.8              | 0.8        | 20.2                        | 61.9                   | 7.4                  | 3.4       | 2.8 |
| 156                          | Zimbabwe                                   | 16.5              | 21.5                  | 1.7                    | 2.3                | 32.2              | 2.5               | 9.3               | 0.5        | 19.0                        | 73.6                   | 5.0                  | 4.0       | 3.6 |
| 157                          | Nigeria                                    | 190.9             | 264.1                 | 2.6                    | 2.6                | 49.5              | 32.4              | 101.7             | 5.3        | 17.9                        | 82.6                   | 5.2                  | 5.9       | 5.4 |
| 158                          | Rwanda                                     | 12.2              | 16.0                  | 2.6                    | 2.4                | 17.1              | 1.7               | 6.9               | 0.4        | 19.4                        | 70.6                   | 5.2                  | 4.9       | 3.8 |
| 159                          | Lesotho                                    | 2.2               | 2.6                   | 0.9                    | 1.3                | 27.7              | 0.3               | 1.3               | 0.1        | 21.3                        | 58.9                   | 7.5                  | 3.4       | 3.0 |
| 159                          | Mauritania                                 | 4.4               | 6.1                   | 2.8                    | 2.7                | 52.8              | 0.7               | 2.5               | 0.1        | 19.7                        | 70.1                   | 5.5                  | 5.1       | 4.6 |
| 161                          | Madagascar                                 | 25.6              | 35.6                  | 2.9                    | 2.7                | 36.5              | 3.8               | 14.3              | 0.7        | 18.7                        | 73.0                   | 5.2                  | 4.8       | 4.1 |
| 162                          | Uganda                                     | 42.9              | 63.8                  | 3.4                    | 3.2                | 23.2              | 7.9               | 21.5              | 0.9        | 15.8                        | 95.2                   | 4.3                  | 6.4       | 5.5 |
| 163                          | Benin                                      | 11.2              | 15.6                  | 2.8                    | 2.7                | 46.8              | 1.8               | 6.0               | 0.4        | 18.2                        | 78.9                   | 6.0                  | 5.5       | 4.9 |
| 164                          | Senegal                                    | 15.9              | 22.1                  | 2.8                    | 2.8                | 46.7              | 2.6               | 8.6               | 0.5        | 18.3                        | 79.2                   | 5.6                  | 5.1       | 4.7 |
| 165                          | Comoros                                    | 0.8               | 1.1                   | 2.4                    | 2.2                | 28.8              | 0.1               | 0.5               | 0.0        | 19.7                        | 69.5                   | 5.2                  | 4.9       | 4.2 |
| 165                          | Togo                                       | 7.8               | 10.5                  | 2.7                    | 2.5                | 41.2              | 1.2               | 4.3               | 0.2        | 18.9                        | 74.8                   | 5.1                  | 5.0       | 4.4 |
| 167                          | Sudan                                      | 40.5              | 54.8                  | 2.1                    | 2.4                | 34.4              | 6.0               | 22.5              | 1.4        | 18.9                        | 73.4                   | 6.4                  | 5.0       | 4.4 |
| 168                          | Afghanistan                                | 35.5              | 46.7                  | 2.8                    | 2.4                | 25.2              | 5.3               | 19.2              | 0.9        | 17.3                        | 79.8                   | 4.8                  | 6.4       | 4.4 |
| 168                          | Haiti                                      | 11.0              | 12.5                  | 1.5                    | 1.2                | 54.3              | 1.2               | 6.8               | 0.5        | 23.0                        | 53.0                   | 7.7                  | 3.6       | 2.9 |
| 170                          | Côte d'Ivoire                              | 24.3              | 33.3                  | 2.1                    | 2.5                | 50.3              | 3.9               | 13.3              | 0.7        | 18.3                        | 77.7                   | 5.4                  | 5.4       | 4.8 |
| 171                          | Malawi                                     | 18.6              | 26.6                  | 3.0                    | 2.9                | 16.7              | 3.0               | 9.9               | 0.6        | 17.4                        | 82.9                   | 5.6                  | 5.7       | 4.5 |
| 172                          | Djibouti                                   | 1.0               | 1.1                   | 1.7                    | 1.5                | 77.6              | 0.1               | 0.6               | 0.0        | 23.7                        | 48.0                   | 6.5                  | 3.6       | 2.8 |
| 173                          | Ethiopia                                   | 105.0             | 139.6                 | 2.7                    | 2.4                | 20.3              | 15.4              | 58.7              | 3.7        | 18.6                        | 72.5                   | 6.3                  | 5.3       | 4.0 |
| 174                          | Gambia                                     | 2.1               | 3.0                   | 3.2                    | 3.0                | 60.6              | 0.4               | 1.1               | 0.0        | 17.0                        | 86.6                   | 4.5                  | 5.8       | 5.3 |
| 175                          | Guinea                                     | 12.7              | 17.6                  | 2.2                    | 2.6                | 35.8              | 2.0               | 6.9               | 0.4        | 18.4                        | 77.4                   | 5.7                  | 5.5       | 4.7 |
| 176                          | Congo (Democratic Republic of the)         | 81.3              | 120.4                 | 3.3                    | 3.2                | 43.9              | 14.8              | 41.2              | 2.5        | 16.8                        | 91.3                   | 6.0                  | 6.6       | 6.0 |
| 177                          | Guinea-Bissau                              | 1.9               | 2.5                   | 2.4                    | 2.4                | 42.9              | 0.3               | 1.0               | 0.1        | 18.9                        | 74.8                   | 5.4                  | 5.2       | 4.5 |



| HDI rank  | Population                 |                            |                        |                        |                         |                          |                            |                          |                         | Dependency ratio            |                         |                        |                        |
|---|----------------------------|----------------------------|------------------------|------------------------|-------------------------|--------------------------|----------------------------|--------------------------|-------------------------|-----------------------------|-------------------------|------------------------|------------------------|
|   | Total                      |                            | Average annual growth  |                        | Urban <sup>a</sup>      | Under age 5              | Ages 15–64                 | Ages 65 and older        | Median age              | (per 100 people ages 15–64) |                         | Total fertility rate   |                        |
|   | (millions)                 |                            | (% )                   |                        | (%)                     |                          | (millions)                 |                          | (years)                 | Young age (0–14)            | Old age (65 and older)  | (births per woman)     |                        |
|   | 2017 <sup>b</sup>          | 2030 <sup>b</sup>          | 2005/2010              | 2015/2020 <sup>b</sup> | 2017                    | 2017 <sup>b</sup>        | 2017 <sup>b</sup>          | 2017 <sup>b</sup>        | 2015                    | 2017 <sup>b</sup>           | 2017 <sup>b</sup>       | 2005/2010              | 2015/2020              |
| 178 Yemen   | 28.3                       | 36.8                       | 2.7                    | 2.3                    | 36.0                    | 4.1                      | 16.1                       | 0.8                      | 19.2                    | 69.8                        | 5.1                     | 5.0                    | 3.8                    |
| 179 Eritrea   | 5.1                        | 6.7                        | 2.0                    | 2.3                    | 39.5                    | 0.7                      | 2.8                        | 0.2                      | 18.9                    | 76.5                        | 6.6                     | 4.8                    | 4.0                    |
| 180 Mozambique  | 29.7                       | 42.4                       | 2.9                    | 2.9                    | 35.5                    | 5.0                      | 15.4                       | 0.9                      | 17.2                    | 86.1                        | 6.1                     | 5.7                    | 5.1                    |
| 181 Liberia   | 4.7                        | 6.5                        | 3.8                    | 2.5                    | 50.7                    | 0.7                      | 2.6                        | 0.1                      | 18.6                    | 75.8                        | 5.5                     | 5.2                    | 4.5                    |
| 182 Mali  | 18.5                       | 27.1                       | 3.3                    | 3.0                    | 41.6                    | 3.4                      | 9.2                        | 0.5                      | 16.0                    | 95.8                        | 5.1                     | 6.7                    | 5.9                    |
| 183 Burkina Faso  | 19.2                       | 27.4                       | 3.0                    | 2.9                    | 28.7                    | 3.3                      | 10.1                       | 0.5                      | 17.0                    | 86.2                        | 4.6                     | 6.1                    | 5.2                    |
| 184 Sierra Leone  | 7.6                        | 9.7                        | 2.6                    | 2.1                    | 41.6                    | 1.1                      | 4.2                        | 0.2                      | 18.3                    | 76.0                        | 4.6                     | 5.6                    | 4.3                    |
| 185 Burundi   | 10.9                       | 15.8                       | 3.3                    | 3.2                    | 12.7                    | 2.0                      | 5.7                        | 0.3                      | 17.6                    | 85.8                        | 4.9                     | 6.5                    | 5.6                    |
| 186 Chad  | 14.9                       | 21.5                       | 3.3                    | 3.0                    | 22.9                    | 2.7                      | 7.5                        | 0.4                      | 16.1                    | 93.6                        | 4.9                     | 6.9                    | 5.8                    |
| 187 South Sudan   | 12.6                       | 17.3                       | 4.3                    | 2.7                    | 19.3                    | 2.0                      | 6.9                        | 0.4                      | 18.6                    | 75.9                        | 6.3                     | 5.6                    | 4.7                    |
| 188 Central African Republic                                  | 4.7                        | 6.1                        | 1.5                    | 1.6                    | 41.0                    | 0.7                      | 2.5                        | 0.2                      | 17.8                    | 81.3                        | 6.9                     | 5.3                    | 4.8                    |
| 189 Niger   | 21.5                       | 35.0                       | 3.7                    | 3.8                    | 16.4                    | 4.4                      | 10.1                       | 0.5                      | 14.9                    | 106.2                       | 5.4                     | 7.6                    | 7.2                    |
| <b>OTHER COUNTRIES OR TERRITORIES</b>                         |                            |                            |                        |                        |                         |                          |                            |                          |                         |                             |                         |                        |                        |
| .. Korea (Democratic People's Rep. of)                        | 25.5                       | 26.7                       | 0.6                    | 0.5                    | 61.7                    | 1.7                      | 17.8                       | 2.4                      | 34.0                    | 29.5                        | 13.6                    | 2.0                    | 1.9                    |
| .. Monaco   | 0.0                        | 0.0                        | 1.9                    | 0.5                    | 100.0                   | ..                       | ..                         | ..                       | ..                      | ..                          | ..                      | ..                     | ..                     |
| .. Nauru  | 0.0                        | 0.0                        | -0.2                   | -0.1                   | 100.0                   | ..                       | ..                         | ..                       | ..                      | ..                          | ..                      | ..                     | ..                     |
| .. San Marino   | 0.0                        | 0.0                        | 1.2                    | 0.5                    | 97.1                    | ..                       | ..                         | ..                       | ..                      | ..                          | ..                      | ..                     | ..                     |
| .. Somalia  | 14.7                       | 21.5                       | 2.9                    | 2.9                    | 44.4                    | 2.7                      | 7.5                        | 0.4                      | 16.5                    | 91.3                        | 5.4                     | 7.1                    | 6.1                    |
| .. Tuvalu   | 0.0                        | 0.0                        | 1.0                    | 0.9                    | 61.5                    | ..                       | ..                         | ..                       | ..                      | ..                          | ..                      | ..                     | ..                     |
| <b>Human development groups</b>                               |                            |                            |                        |                        |                         |                          |                            |                          |                         |                             |                         |                        |                        |
| Very high human development                                   | 1,439.3                    | 1,503.3                    | 0.7                    | 0.4                    | 80.1                    | 82.9                     | 948.3                      | 242.5                    | 39.7                    | 26.2                        | 25.6                    | 1.7                    | 1.8                    |
| High human development  | 2,378.9                    | 2,497.0                    | 0.8                    | 0.6                    | 64.3                    | 162.9                    | 1,669.6                    | 230.1                    | 34.4                    | 28.7                        | 13.8                    | 1.8                    | 1.8                    |
| Medium human development                                      | 2,732.9                    | 3,177.5                    | 1.5                    | 1.3                    | 39.5                    | 275.4                    | 1,772.4                    | 149.1                    | 25.7                    | 45.8                        | 8.4                     | 3.0                    | 2.6                    |
| Low human development   | 926.2                      | 1,291.2                    | 2.8                    | 2.6                    | 35.9                    | 150.7                    | 497.5                      | 27.9                     | 17.9                    | 80.6                        | 5.6                     | 5.6                    | 4.9                    |
| <b>Developing countries</b>                                   | <b>6,259.9</b>             | <b>7,220.8</b>             | <b>1.4</b>             | <b>1.3</b>             | <b>49.7</b>             | <b>608.2</b>             | <b>4,090.4</b>             | <b>423.7</b>             | <b>28.1</b>             | <b>42.7</b>                 | <b>10.4</b>             | <b>2.8</b>             | <b>2.6</b>             |
| <b>Regions</b>  |                            |                            |                        |                        |                         |                          |                            |                          |                         |                             |                         |                        |                        |
| Arab States   | 409.5                      | 513.6                      | 2.5                    | 1.9                    | 58.6                    | 50.4                     | 255.9                      | 18.4                     | 24.3                    | 52.8                        | 7.2                     | 3.5                    | 3.2                    |
| East Asia and the Pacific                                     | 2,091.4                    | 2,205.9                    | 0.8                    | 0.6                    | 54.7                    | 146.2                    | 1,470.1                    | 192.8                    | 34.3                    | 29.1                        | 13.1                    | 1.8                    | 1.9                    |
| Europe and Central Asia                                       | 243.9                      | 259.3                      | 0.7                    | 0.8                    | 63.0                    | 19.9                     | 163.7                      | 23.6                     | 32.2                    | 34.6                        | 14.4                    | 2.0                    | 2.0                    |
| Latin America and the Caribbean                               | 640.2                      | 713.1                      | 1.3                    | 1.0                    | 80.3                    | 53.1                     | 429.2                      | 51.2                     | 29.2                    | 37.2                        | 11.9                    | 2.3                    | 2.0                    |
| South Asia  | 1,869.0                    | 2,134.4                    | 1.5                    | 1.2                    | 35.3                    | 176.5                    | 1,226.1                    | 106.6                    | 26.1                    | 43.7                        | 8.7                     | 2.9                    | 2.4                    |
| Sub-Saharan Africa  | 1,005.8                    | 1,394.4                    | 2.8                    | 2.7                    | 39.7                    | 162.2                    | 545.4                      | 30.9                     | 18.3                    | 78.7                        | 5.7                     | 5.4                    | 4.7                    |
| <b>Least developed countries</b>                              | <b>1,002.5</b>             | <b>1,334.2</b>             | <b>2.4</b>             | <b>2.3</b>             | <b>33.0</b>             | <b>145.1</b>             | <b>569.4</b>               | <b>36.1</b>              | <b>19.9</b>             | <b>69.7</b>                 | <b>6.3</b>              | <b>4.7</b>             | <b>4.1</b>             |
| <b>Small island developing states</b>                         | <b>57.4</b>                | <b>64.8</b>                | <b>1.2</b>             | <b>1.1</b>             | <b>55.3</b>             | <b>5.6</b>               | <b>36.6</b>                | <b>4.3</b>               | <b>27.9</b>             | <b>44.4</b>                 | <b>11.8</b>             | <b>2.9</b>             | <b>2.7</b>             |
| <b>Organisation for Economic Co-operation and Development</b> | <b>1,292.6</b>             | <b>1,363.4</b>             | <b>0.7</b>             | <b>0.5</b>             | <b>80.4</b>             | <b>75.7</b>              | <b>843.4</b>               | <b>217.2</b>             | <b>39.0</b>             | <b>27.5</b>                 | <b>25.8</b>             | <b>1.8</b>             | <b>1.8</b>             |
| <b>World</b>  | <b>7,550.3<sup>T</sup></b> | <b>8,551.2<sup>T</sup></b> | <b>1.2<sup>T</sup></b> | <b>1.1<sup>T</sup></b> | <b>54.8<sup>T</sup></b> | <b>677.9<sup>T</sup></b> | <b>4,936.6<sup>T</sup></b> | <b>656.8<sup>T</sup></b> | <b>29.6<sup>T</sup></b> | <b>39.6<sup>T</sup></b>     | <b>13.3<sup>T</sup></b> | <b>2.6<sup>T</sup></b> | <b>2.5<sup>T</sup></b> |

**NOTES**

- a** Because data are based on national definitions of what constitutes a city or metropolitan area, cross-country comparison should be made with caution.
- b** Projections based on medium-fertility variant.
- c** Includes Svalbard and Jan Mayen Islands.
- d** Includes Christmas Island, Cocos (Keeling) Islands and Norfolk Island.
- e** Includes Åland Islands.
- f** Includes Canary Islands, Ceuta and Melilla.
- g** Includes Northern Cyprus.
- h** Includes Sabah and Sarawak.
- i** Includes Agalega, Rodrigues and Saint Brandon.
- j** Includes Kosovo.
- k** Includes Abkhazia and South Ossetia.

**l** Includes Nagorno-Karabakh.**m** Includes Crimea.**n** Includes Transnistria.**o** Includes East Jerusalem.**p** Includes Zanzibar.**T** From original data source.**DEFINITIONS****Total population:** De facto population in a country, area or region as of 1 July.**Population average annual growth:** Average annual exponential growth rate for the period specified.**Urban population:** De facto population living in areas classified as urban according to the criteria used by each country or area as of 1 July.**Population under age 5:** De facto population in a country, area or region under age 5 as of 1 July.**Population ages 15–64:** De facto population in a country, area or region ages 15–64 as of 1 July.**Population ages 65 and older:** De facto population in a country, area or region ages 65 and older as of 1 July.**Median age:** Age that divides the population distribution into two equal parts—that is, 50 percent of the population is above that age and 50 percent is below it.**Young age dependency ratio:** Ratio of the population ages 0–14 to the population ages 15–64, expressed as the number of dependants per 100 people of working age (ages 15–64).**Old-age dependency ratio:** Ratio of the population ages 65 and older to the population ages 15–64, expressed as the number of dependants per 100 people of working age (ages 15–64).**Total fertility rate:** Number of children who would be born to a woman if she were to live to the end of her child-bearing years and bear children at each age in accordance with prevailing age-specific fertility rates.**MAIN DATA SOURCES****Columns 1–4 and 6–13:** UNDESA (2017a).**Column 5:** UNDESA (2018a).

## Health outcomes

| HDI rank                           | SDG 3.b                       | SDG 3.b                      | SDG 2.2            | SDG 3.2                       | SDG 3.2                 | SDG 3      | SDG 3                    | SDG 3.3          | SDG 3.3                    | SDG 3.3               | SDG 3.c                          |                            |            |      |
|------------------------------------|-------------------------------|------------------------------|--------------------|-------------------------------|-------------------------|------------|--------------------------|------------------|----------------------------|-----------------------|----------------------------------|----------------------------|------------|------|
|                                    | Infants exclusively breastfed | Infants lacking immunization | Child malnutrition | Mortality rate                |                         |            |                          | Incidence        |                            | HIV prevalence, adult | Healthy life expectancy at birth | Current health expenditure |            |      |
|                                    | (% ages 0–5 months)           | DPT                          | Measles            | Stunting (moderate or severe) | Infant                  | Under-five | Female                   | Male             | Malaria                    | Tuberculosis          | (% ages 15–49)                   | (years)                    | (% of GDP) |      |
|                                    |                               | (% of one-year-olds)         |                    | (% under age 5)               | (per 1,000 live births) |            | Adult (per 1,000 people) |                  | (per 1,000 people at risk) | (per 100,000 people)  |                                  |                            |            |      |
|                                    | 2011–2016 <sup>a</sup>        | 2017                         | 2017               | 2010–2016 <sup>a</sup>        | 2016                    | 2016       | 2016                     | 2016             | 2016                       | 2016                  | 2016                             | 2016                       | 2015       |      |
| <b>VERY HIGH HUMAN DEVELOPMENT</b> |                               |                              |                    |                               |                         |            |                          |                  |                            |                       |                                  |                            |            |      |
| 1                                  | Norway                        | ..                           | 1                  | 4                             | ..                      | 2.1        | 2.6                      | 44 <sup>b</sup>  | 69 <sup>b</sup>            | ..                    | 6.1                              | ..                         | 73.0       | 10.0 |
| 2                                  | Switzerland                   | ..                           | 2                  | 5                             | ..                      | 3.6        | 4.1                      | 37 <sup>b</sup>  | 63 <sup>b</sup>            | ..                    | 7.8                              | ..                         | 73.5       | 12.1 |
| 3                                  | Australia                     | ..                           | 2                  | 5                             | 2.0 <sup>c</sup>        | 3.1        | 3.7                      | 45 <sup>b</sup>  | 76 <sup>b</sup>            | ..                    | 6.1                              | 0.1 <sup>d</sup>           | 73.0       | 9.4  |
| 4                                  | Ireland                       | ..                           | 2                  | 8                             | ..                      | 3.0        | 3.6                      | 47 <sup>b</sup>  | 81 <sup>b</sup>            | ..                    | 7.1                              | 0.2                        | 72.1       | 7.8  |
| 5                                  | Germany                       | ..                           | 1                  | 3                             | ..                      | 3.2        | 3.8                      | 50 <sup>e</sup>  | 92 <sup>e</sup>            | ..                    | 8.1                              | ..                         | 71.6       | 11.2 |
| 6                                  | Iceland                       | ..                           | 3                  | 8                             | ..                      | 1.6        | 2.1                      | ..               | ..                         | ..                    | 2.1                              | ..                         | 73.0       | 8.6  |
| 7                                  | Hong Kong, China (SAR)        | ..                           | ..                 | ..                            | ..                      | ..         | ..                       | 36               | 67                         | ..                    | 69.0                             | ..                         | ..         | ..   |
| 7                                  | Sweden                        | ..                           | 1                  | 3                             | ..                      | 2.4        | 2.9                      | 40               | 64                         | ..                    | 8.2                              | 0.2                        | 72.4       | 11.0 |
| 9                                  | Singapore                     | ..                           | 2                  | 5                             | ..                      | 2.2        | 2.8                      | 39               | 63                         | ..                    | 51.0                             | ..                         | 76.2       | 4.3  |
| 10                                 | Netherlands                   | ..                           | 2                  | 7                             | ..                      | 3.2        | 3.8                      | 50 <sup>b</sup>  | 67 <sup>b</sup>            | ..                    | 5.9                              | 0.2                        | 72.1       | 10.7 |
| 11                                 | Denmark                       | ..                           | 1                  | 3                             | ..                      | 3.7        | 4.4                      | 52 <sup>b</sup>  | 87 <sup>b</sup>            | ..                    | 6.1                              | ..                         | 71.8       | 10.3 |
| 12                                 | Canada                        | ..                           | 4                  | 11                            | ..                      | 4.3        | 4.9                      | ..               | ..                         | ..                    | 5.2                              | ..                         | 73.2       | 10.4 |
| 13                                 | United States                 | 24.4                         | 3                  | 8                             | 2.1                     | 5.6        | 6.5                      | 80 <sup>e</sup>  | 134 <sup>e</sup>           | ..                    | 3.1                              | 0.5 <sup>b</sup>           | 68.5       | 16.8 |
| 14                                 | United Kingdom                | ..                           | 2                  | 8                             | ..                      | 3.7        | 4.3                      | 54 <sup>b</sup>  | 84 <sup>b</sup>            | ..                    | 9.9                              | ..                         | 71.9       | 9.9  |
| 15                                 | Finland                       | ..                           | 2                  | 6                             | ..                      | 1.9        | 2.3                      | 43 <sup>e</sup>  | 94 <sup>e</sup>            | ..                    | 4.7                              | ..                         | 71.7       | 9.4  |
| 16                                 | New Zealand                   | ..                           | 5                  | 7                             | ..                      | 4.5        | 5.4                      | ..               | ..                         | ..                    | 7.3                              | ..                         | 72.8       | 9.3  |
| 17                                 | Belgium                       | ..                           | 1                  | 4                             | ..                      | 3.1        | 3.9                      | 54 <sup>e</sup>  | 89 <sup>e</sup>            | ..                    | 10.0                             | ..                         | 71.6       | 10.5 |
| 17                                 | Liechtenstein                 | ..                           | ..                 | ..                            | ..                      | ..         | ..                       | ..               | ..                         | ..                    | ..                               | ..                         | ..         | ..   |
| 19                                 | Japan                         | ..                           | 1                  | 4                             | 7.1                     | 2.0        | 2.7                      | 39 <sup>b</sup>  | 73 <sup>b</sup>            | ..                    | 16.0                             | ..                         | 74.8       | 10.9 |
| 20                                 | Austria                       | ..                           | 6                  | 4                             | ..                      | 2.9        | 3.5                      | 46 <sup>b</sup>  | 86 <sup>b</sup>            | ..                    | 8.2                              | ..                         | 72.4       | 10.3 |
| 21                                 | Luxembourg                    | ..                           | 1                  | 1                             | ..                      | 2.0        | 2.4                      | 38 <sup>b</sup>  | 79 <sup>b</sup>            | ..                    | 5.8                              | ..                         | 72.6       | 6.0  |
| 22                                 | Israel                        | ..                           | 1                  | 2                             | ..                      | 2.9        | 3.6                      | 41 <sup>b</sup>  | 72 <sup>b</sup>            | ..                    | 3.5                              | ..                         | 72.9       | 7.4  |
| 22                                 | Korea (Republic of)           | ..                           | 2                  | 2                             | 2.5                     | 2.9        | 3.4                      | 37               | 86                         | 0.3                   | 77.0                             | ..                         | 73.0       | 7.4  |
| 24                                 | France                        | ..                           | 1                  | 10                            | ..                      | 3.2        | 3.9                      | 49 <sup>e</sup>  | 101 <sup>e</sup>           | ..                    | 7.7                              | 0.4                        | 73.4       | 11.1 |
| 25                                 | Slovenia                      | ..                           | 2                  | 7                             | ..                      | 1.8        | 2.3                      | 44 <sup>b</sup>  | 95 <sup>b</sup>            | ..                    | 6.5                              | 0.1 <sup>d</sup>           | 70.5       | 8.5  |
| 26                                 | Spain                         | ..                           | 2                  | 4                             | ..                      | 2.7        | 3.3                      | 38 <sup>b</sup>  | 77 <sup>b</sup>            | ..                    | 10.0                             | 0.4                        | 73.8       | 9.2  |
| 27                                 | Czechia                       | ..                           | 2                  | 3                             | ..                      | 2.5        | 3.2                      | 53 <sup>b</sup>  | 115 <sup>b</sup>           | ..                    | 5.0                              | 0.1 <sup>d</sup>           | 69.3       | 7.3  |
| 28                                 | Italy                         | ..                           | 2                  | 8                             | ..                      | 2.8        | 3.3                      | 37 <sup>b</sup>  | 65 <sup>b</sup>            | ..                    | 6.1                              | 0.3                        | 73.2       | 9.0  |
| 29                                 | Malta                         | ..                           | 2                  | 9                             | ..                      | 5.9        | 6.8                      | 40               | 67                         | ..                    | 13.0                             | 0.1 <sup>d</sup>           | 72.2       | 9.6  |
| 30                                 | Estonia                       | ..                           | 6                  | 7                             | ..                      | 2.3        | 2.9                      | 65 <sup>b</sup>  | 181 <sup>b</sup>           | ..                    | 16.0                             | ..                         | 68.2       | 6.5  |
| 31                                 | Greece                        | ..                           | 1                  | 3                             | ..                      | 3.1        | 3.8                      | 41               | 89                         | ..                    | 4.4                              | ..                         | 72.0       | 8.4  |
| 32                                 | Cyprus                        | ..                           | 2                  | 10                            | ..                      | 2.1        | 2.6                      | 34               | 67                         | ..                    | 5.6                              | ..                         | 73.3       | 6.8  |
| 33                                 | Poland                        | ..                           | 1                  | 4                             | ..                      | 4.0        | 4.7                      | 64 <sup>b</sup>  | 163 <sup>b</sup>           | ..                    | 18.0                             | ..                         | 68.5       | 6.3  |
| 34                                 | United Arab Emirates          | ..                           | 3                  | 1                             | ..                      | 6.6        | 7.7                      | 56               | 79                         | ..                    | 0.8                              | ..                         | 66.7       | 3.5  |
| 35                                 | Andorra                       | ..                           | 1                  | 1                             | ..                      | 2.4        | 2.7                      | ..               | ..                         | ..                    | 6.0                              | ..                         | ..         | 12.0 |
| 35                                 | Lithuania                     | ..                           | 3                  | 6                             | ..                      | 4.3        | 5.3                      | 85 <sup>b</sup>  | 250 <sup>b</sup>           | ..                    | 53.0                             | 0.2                        | 66.1       | 6.5  |
| 37                                 | Qatar                         | 29.3                         | 2                  | 1                             | ..                      | 7.3        | 8.5                      | 46               | 65                         | ..                    | 23.0                             | 0.1 <sup>d</sup>           | 68.6       | 3.1  |
| 38                                 | Slovakia                      | ..                           | 1                  | 4                             | ..                      | 4.9        | 5.9                      | 63 <sup>b</sup>  | 154 <sup>b</sup>           | ..                    | 5.9                              | 0.1 <sup>d</sup>           | 68.3       | 6.9  |
| 39                                 | Brunei Darussalam             | ..                           | 1                  | 3                             | 19.7 <sup>c</sup>       | 8.5        | 9.9                      | 72               | 102                        | ..                    | 66.0                             | ..                         | 67.9       | 2.6  |
| 39                                 | Saudi Arabia                  | ..                           | 1                  | 4                             | ..                      | 11.1       | 12.9                     | 77               | 96                         | 0.2                   | 10.0                             | 0.1 <sup>d</sup>           | 65.7       | 5.8  |
| 41                                 | Latvia                        | ..                           | 2                  | 4                             | ..                      | 3.9        | 4.6                      | 89 <sup>b</sup>  | 242 <sup>b</sup>           | ..                    | 37.0                             | 0.7                        | 66.2       | 5.8  |
| 41                                 | Portugal                      | ..                           | 1                  | 2                             | ..                      | 2.9        | 3.5                      | 42 <sup>e</sup>  | 104 <sup>e</sup>           | ..                    | 20.0                             | ..                         | 72.0       | 9.0  |
| 43                                 | Bahrain                       | ..                           | 2                  | 1                             | ..                      | 6.5        | 7.6                      | 58               | 73                         | ..                    | 12.0                             | 0.1 <sup>d</sup>           | 68.1       | 5.2  |
| 44                                 | Chile                         | ..                           | 2                  | 7                             | 1.8                     | 7.2        | 8.3                      | 66               | 108                        | ..                    | 16.0                             | 0.5                        | 69.7       | 8.1  |
| 45                                 | Hungary                       | ..                           | 1                  | 1                             | ..                      | 4.4        | 5.2                      | 84 <sup>b</sup>  | 180 <sup>b</sup>           | ..                    | 8.8                              | ..                         | 66.8       | 7.2  |
| 46                                 | Croatia                       | ..                           | 2                  | 11                            | ..                      | 4.0        | 4.7                      | 55               | 130                        | ..                    | 12.0                             | 0.1 <sup>d</sup>           | 69.0       | 7.4  |
| 47                                 | Argentina                     | 32.7                         | 9                  | 11                            | ..                      | 9.9        | 11.1                     | 74               | 151                        | 0.0                   | 24.0                             | 0.4                        | 68.4       | 6.8  |
| 48                                 | Oman                          | 32.8                         | 1                  | 1                             | 14.1                    | 9.2        | 10.7                     | 68               | 107                        | ..                    | 9.0                              | ..                         | 65.6       | 3.8  |
| 49                                 | Russian Federation            | ..                           | 3                  | 2                             | ..                      | 6.6        | 7.7                      | 120 <sup>b</sup> | 322 <sup>b</sup>           | ..                    | 66.0                             | ..                         | 63.5       | 5.6  |
| 50                                 | Montenegro                    | 16.8                         | 5                  | 42                            | 9.4                     | 3.5        | 3.8                      | 65               | 123                        | ..                    | 16.0                             | 0.1 <sup>d</sup>           | 68.1       | 6.0  |
| 51                                 | Bulgaria                      | ..                           | 4                  | 6                             | ..                      | 6.5        | 7.6                      | ..               | ..                         | ..                    | 27.0                             | 0.1 <sup>d</sup>           | 66.4       | 8.2  |
| 52                                 | Romania                       | 15.8 <sup>f</sup>            | 7                  | 14                            | ..                      | 7.7        | 9.0                      | 79               | 184                        | ..                    | 74.0                             | 0.1 <sup>d</sup>           | 66.6       | 5.0  |
| 53                                 | Belarus                       | 19.0                         | 3                  | 3                             | ..                      | 2.9        | 3.9                      | 90 <sup>b</sup>  | 261 <sup>b</sup>           | ..                    | 52.0                             | 0.4                        | 65.5       | 6.1  |
| 54                                 | Bahamas                       | ..                           | 2                  | 10                            | ..                      | 8.6        | 10.6                     | 118              | 197                        | ..                    | 26.0                             | 3.3                        | 66.8       | 7.4  |
| 55                                 | Uruguay                       | ..                           | 3                  | 5                             | 10.7                    | 7.9        | 9.2                      | 76               | 133                        | ..                    | 29.0                             | 0.6                        | 68.8       | 9.2  |
| 56                                 | Kuwait                        | ..                           | 1                  | 1                             | 4.9                     | 7.2        | 8.4                      | 57               | 93                         | ..                    | 24.0                             | 0.1 <sup>d</sup>           | 66.3       | 4.0  |
| 57                                 | Malaysia                      | ..                           | 1                  | 7                             | 20.7                    | 7.1        | 8.3                      | 84               | 157                        | 0.2                   | 92.0                             | 0.4                        | 66.6       | 4.0  |
| 58                                 | Barbados                      | 19.7 <sup>g</sup>            | 10                 | 8                             | 7.7                     | 11.4       | 12.3                     | 73               | 123                        | ..                    | 1.2                              | 1.3                        | 67.0       | 7.5  |
| 58                                 | Kazakhstan                    | 37.8                         | 1                  | 1                             | 8.0                     | 10.1       | 11.4                     | 117              | 295                        | ..                    | 67.0                             | 0.2                        | 63.4       | 3.9  |

| HDI rank                        | SDG 3.b                                   | SDG 3.b                      | SDG 2.2              | SDG 3.2                       | SDG 3.2                 | SDG 3                   | SDG 3              | SDG 3.3            | SDG 3.3                    | SDG 3.3              | SDG 3.c               |                                  |                            |      |
|---------------------------------|---|------------------------------|----------------------|-------------------------------|-------------------------|-------------------------|--------------------|--------------------|----------------------------|----------------------|-----------------------|----------------------------------|----------------------------|------|
|                                 | Infants exclusively breastfed             | Infants lacking immunization |                      | Child malnutrition            | Mortality rate          |                         |                    |                    | Incidence                  |                      | HIV prevalence, adult | Healthy life expectancy at birth | Current health expenditure |      |
|                                 | (% ages 0–5 months)                       | DPT                          | Measles              | Stunting (moderate or severe) | Infant                  | Under-five              | Female             | Male               | Malaria                    | Tuberculosis         | (% ages 15–49)        | (years)                          | (% of GDP)                 |      |
|                                 | 2011–2016 <sup>a</sup>                    | (% of one-year-olds)         | (% of one-year-olds) | (% under age 5)               | (per 1,000 live births) | (per 1,000 live births) | (per 1,000 people) | (per 1,000 people) | (per 1,000 people at risk) | (per 100,000 people) | 2016                  | 2016                             | 2015                       |      |
| <b>HIGH HUMAN DEVELOPMENT</b>   |   |                              |                      |                               |                         |                         |                    |                    |                            |                      |                       |                                  |                            |      |
| 60                              | Iran (Islamic Republic of)                | 53.1                         | 1                    | 1                             | 6.8                     | 13.0                    | 15.1               | 61                 | 100                        | 0.2                  | 14.0                  | 0.1 <sup>d</sup>                 | 65.4                       | 7.6  |
| 60                              | Palau                                     | ..                           | 1                    | 4                             | ..                      | 13.7                    | 15.9               | ..                 | ..                         | ..                   | 123.0                 | ..                               | ..                         | 10.6 |
| 62                              | Seychelles                                | ..                           | 2                    | 1                             | 7.9                     | 12.3                    | 14.3               | 89                 | 232                        | ..                   | 15.0                  | ..                               | 65.7                       | 3.4  |
| 63                              | Costa Rica                                | 32.5                         | 1                    | 4                             | 5.6 <sup>c</sup>        | 7.7                     | 8.8                | 59                 | 109                        | 0.0                  | 9.5                   | 0.4                              | 70.9                       | 8.1  |
| 64                              | Turkey                                    | 30.1                         | 2                    | 4                             | 9.5                     | 10.9                    | 12.7               | 70                 | 138                        | 0.0                  | 18.0                  | ..                               | 66.0                       | 4.1  |
| 65                              | Mauritius                                 | 21.0 <sup>f</sup>            | 4                    | 11                            | ..                      | 12.2                    | 13.7               | 93                 | 190                        | ..                   | 22.0                  | ..                               | 65.8                       | 5.5  |
| 66                              | Panama                                    | 21.5                         | 4                    | 2                             | 19.1 <sup>c</sup>       | 14.1                    | 16.4               | 79                 | 148                        | 0.4                  | 55.0                  | 0.8                              | 69.4                       | 7.0  |
| 67                              | Serbia                                    | 12.8                         | 2                    | 14                            | 6.0                     | 5.1                     | 5.8                | 77                 | 149                        | ..                   | 19.0                  | 0.1 <sup>d</sup>                 | 67.4                       | 9.4  |
| 68                              | Albania                                   | 38.6 <sup>f</sup>            | 1                    | 4                             | 23.2 <sup>c</sup>       | 12.0                    | 13.5               | 50                 | 79                         | ..                   | 16.0                  | 0.1 <sup>d</sup>                 | 68.1                       | 6.8  |
| 69                              | Trinidad and Tobago                       | 12.8 <sup>f</sup>            | 4                    | 7                             | 11.0                    | 16.5                    | 18.5               | 121                | 214                        | ..                   | 18.0                  | 1.2                              | 63.3                       | 6.0  |
| 70                              | Antigua and Barbuda                       | ..                           | 4                    | 12                            | ..                      | 5.1                     | 8.5                | 106                | 151                        | ..                   | 3.4                   | ..                               | 67.0                       | 4.8  |
| 70                              | Georgia                                   | 54.8 <sup>f</sup>            | 2                    | 5                             | 11.3 <sup>c</sup>       | 9.5                     | 10.7               | 78                 | 224                        | 0.0                  | 92.0                  | 0.5                              | 64.9                       | 7.9  |
| 72                              | Saint Kitts and Nevis                     | ..                           | 1                    | 7                             | ..                      | 7.6                     | 9.3                | ..                 | ..                         | ..                   | 0.0                   | ..                               | ..                         | 5.6  |
| 73                              | Cuba                                      | 33.2                         | 1                    | 1                             | ..                      | 4.2                     | 5.5                | 70                 | 106                        | ..                   | 6.9                   | 0.4                              | 69.9                       | ..   |
| 74                              | Mexico                                    | 30.8                         | 1                    | 4                             | 12.4                    | 12.6                    | 14.6               | 79                 | 140                        | 0.4                  | 22.0                  | 0.3                              | 67.7                       | 5.9  |
| 75                              | Grenada                                   | ..                           | 2                    | 15                            | ..                      | 14.4                    | 16.0               | 96                 | 184                        | ..                   | 6.4                   | ..                               | 64.7                       | 5.0  |
| 76                              | Sri Lanka                                 | 75.8 <sup>f</sup>            | 1                    | 1                             | 17.3                    | 8.0                     | 9.4                | 73                 | 196                        | 0.0                  | 65.0                  | 0.1 <sup>d</sup>                 | 66.8                       | 3.0  |
| 77                              | Bosnia and Herzegovina                    | 18.5                         | 8                    | 31                            | 8.9                     | 5.2                     | 6.0                | 64                 | 125                        | ..                   | 32.0                  | ..                               | 67.2                       | 9.4  |
| 78                              | Venezuela (Bolivarian Republic of)        | ..                           | 5                    | 4                             | 13.4 <sup>c</sup>       | 14.0                    | 16.3               | 89                 | 191                        | 44.7                 | 32.0                  | 0.6                              | 66.1                       | 3.2  |
| 79                              | Brazil                                    | 38.6 <sup>f</sup>            | 1                    | 3                             | 7.1 <sup>c</sup>        | 13.5                    | 15.1               | 94                 | 191                        | 6.7                  | 42.0                  | 0.6                              | 66.0                       | 8.9  |
| 80                              | Azerbaijan                                | 12.1                         | 3                    | 2                             | 18.0                    | 27.2                    | 30.9               | 85                 | 173                        | 0.0                  | 66.0                  | 0.1 <sup>d</sup>                 | 64.9                       | 6.7  |
| 80                              | Lebanon                                   | 26.6 <sup>f</sup>            | 18                   | 21                            | ..                      | 6.9                     | 8.1                | 49                 | 69                         | ..                   | 12.0                  | 0.1 <sup>d</sup>                 | 66.1                       | 7.4  |
| 80                              | The former Yugoslav Republic of Macedonia | 23.0                         | 3                    | 17                            | 4.9                     | 10.7                    | 12.2               | 67                 | 125                        | ..                   | 16.0                  | 0.1 <sup>d</sup>                 | 67.1                       | 6.1  |
| 83                              | Armenia                                   | 44.5                         | 3                    | 4                             | 9.4                     | 11.9                    | 13.4               | 74                 | 174                        | ..                   | 44.0                  | 0.2                              | 66.3                       | 10.1 |
| 83                              | Thailand                                  | 23.1                         | 1                    | 1                             | 10.5                    | 10.5                    | 12.2               | 92                 | 202                        | 1.6                  | 172.0                 | 1.1                              | 66.8                       | 3.8  |
| 85                              | Algeria                                   | 25.7                         | 5                    | 12                            | 11.7                    | 21.6                    | 25.2               | 83                 | 106                        | 0.0                  | 70.0                  | 0.1 <sup>d</sup>                 | 65.5                       | 7.1  |
| 86                              | China                                     | 20.8                         | 1                    | 1                             | 8.1                     | 8.5                     | 9.9                | 67                 | 92                         | 0.0                  | 64.0                  | ..                               | 68.7                       | 5.3  |
| 86                              | Ecuador                                   | 40.0 <sup>f</sup>            | 5                    | 19                            | 23.9                    | 17.8                    | 20.9               | 85                 | 159                        | 3.8                  | 50.0                  | 0.3                              | 67.9                       | 8.5  |
| 88                              | Ukraine                                   | 19.7                         | 35                   | 14                            | ..                      | 7.8                     | 9.1                | ..                 | ..                         | ..                   | 87.0                  | 0.9                              | 64.0                       | 6.1  |
| 89                              | Peru                                      | 68.4                         | 10                   | 17                            | 13.1                    | 11.9                    | 15.3               | 93                 | 152                        | 17.8                 | 117.0                 | 0.3                              | 67.5                       | 5.3  |
| 90                              | Colombia                                  | 42.8 <sup>f</sup>            | 6                    | 7                             | 12.6                    | 13.1                    | 15.3               | 88                 | 189                        | 17.2                 | 32.0                  | 0.4                              | 67.1                       | 6.2  |
| 90                              | Saint Lucia                               | ..                           | 11                   | 13                            | 2.5                     | 11.8                    | 13.3               | 106                | 163                        | ..                   | 1.9                   | ..                               | 66.4                       | 6.0  |
| 92                              | Fiji                                      | 39.8 <sup>f</sup>            | 1                    | 6                             | ..                      | 18.7                    | 22.0               | 135                | 233                        | ..                   | 59.0                  | 0.1 <sup>d</sup>                 | 61.3                       | 3.6  |
| 92                              | Mongolia                                  | 47.1                         | 1                    | 1                             | 10.8                    | 15.4                    | 17.9               | 127                | 294                        | ..                   | 183.0                 | 0.1 <sup>d</sup>                 | 61.9                       | 3.9  |
| 94                              | Dominican Republic                        | 4.7                          | 1                    | 14                            | 7.1                     | 25.5                    | 30.7               | 118                | 202                        | 0.3                  | 60.0                  | 1.0                              | 65.2                       | 6.2  |
| 95                              | Jordan                                    | 22.7                         | 1                    | 7                             | 7.8                     | 15.1                    | 17.6               | 91                 | 126                        | ..                   | 5.6                   | 0.1 <sup>d</sup>                 | 66.4                       | 6.3  |
| 95                              | Tunisia                                   | 8.5                          | 1                    | 2                             | 10.1                    | 11.7                    | 13.6               | 70                 | 110                        | ..                   | 38.0                  | 0.1 <sup>d</sup>                 | 66.3                       | 6.7  |
| 97                              | Jamaica                                   | 23.8                         | 5                    | 5                             | 6.2                     | 13.2                    | 15.3               | 99                 | 163                        | ..                   | 4.5                   | 1.7                              | 66.9                       | 5.9  |
| 98                              | Tonga                                     | 52.2                         | 14                   | 15                            | 8.1                     | 14.1                    | 16.4               | 100                | 165                        | ..                   | 8.6                   | ..                               | 64.3                       | 5.9  |
| 99                              | Saint Vincent and the Grenadines          | ..                           | 1                    | 1                             | ..                      | 15.2                    | 16.6               | 127                | 180                        | ..                   | 6.3                   | ..                               | 63.4                       | 4.2  |
| 100                             | Suriname                                  | 2.8 <sup>f</sup>             | 10                   | 3                             | 8.8                     | 17.8                    | 20.0               | 118                | 220                        | 1.4                  | 26.0                  | 1.4                              | 63.2                       | 6.5  |
| 101                             | Botswana                                  | 20.3 <sup>f</sup>            | 2                    | 3                             | 31.4 <sup>c</sup>       | 32.6                    | 40.6               | 179                | 277                        | 2.4                  | 326.0                 | 21.9                             | 57.5                       | 6.0  |
| 101                             | Maldives                                  | 47.8 <sup>f</sup>            | 1                    | 1                             | 18.6 <sup>c</sup>       | 7.3                     | 8.5                | 55                 | 78                         | ..                   | 49.0                  | ..                               | 69.8                       | 11.5 |
| 103                             | Dominica                                  | ..                           | 2                    | 23                            | ..                      | 31.2                    | 34.0               | ..                 | ..                         | ..                   | 7.8                   | ..                               | ..                         | 5.4  |
| 104                             | Samoa                                     | 51.3 <sup>f</sup>            | 16                   | 42                            | 4.9                     | 14.8                    | 17.3               | 81                 | 138                        | ..                   | 7.7                   | ..                               | 66.0                       | 5.6  |
| 105                             | Uzbekistan                                | 26.4 <sup>f</sup>            | 1                    | 1                             | 19.6 <sup>c</sup>       | 21.4                    | 24.1               | 101                | 180                        | 0.0                  | 76.0                  | ..                               | 64.5                       | 6.2  |
| 106                             | Belize                                    | 33.2                         | 11                   | 10                            | 15.0                    | 12.8                    | 14.9               | 126                | 218                        | 0.0                  | 38.0                  | 1.8                              | 62.5                       | 6.2  |
| 106                             | Marshall Islands                          | 31.3 <sup>f</sup>            | 3                    | 17                            | ..                      | 29.1                    | 35.4               | ..                 | ..                         | ..                   | 422.0                 | ..                               | ..                         | 22.1 |
| 108                             | Libya                                     | ..                           | 1                    | 6                             | 21.0 <sup>c</sup>       | 11.0                    | 12.9               | 96                 | 171                        | ..                   | 40.0                  | ..                               | 62.3                       | ..   |
| 108                             | Turkmenistan                              | 58.9                         | 1                    | 1                             | 11.5                    | 43.4                    | 51.0               | 131                | 246                        | ..                   | 60.0                  | ..                               | 61.4                       | 6.3  |
| 110                             | Gabon                                     | 6.0                          | 19                   | 37                            | 17.0                    | 34.3                    | 47.4               | 212                | 253                        | 206.2                | 485.0                 | 3.6                              | 58.7                       | 2.7  |
| 110                             | Paraguay                                  | 24.4 <sup>f</sup>            | 5                    | 8                             | 5.6                     | 17.0                    | 19.9               | 125                | 165                        | 0.0                  | 42.0                  | 0.5                              | 65.3                       | 7.8  |
| 112                             | Moldova (Republic of)                     | 36.4                         | 9                    | 7                             | 6.4                     | 13.7                    | 15.9               | 98                 | 241                        | ..                   | 101.0                 | 0.6                              | 63.6                       | 10.2 |
| <b>MEDIUM HUMAN DEVELOPMENT</b> |   |                              |                      |                               |                         |                         |                    |                    |                            |                      |                       |                                  |                            |      |
| 113                             | Philippines                               | 34.0 <sup>f</sup>            | 11                   | 11                            | 33.4                    | 21.5                    | 27.1               | 136                | 261                        | 0.5                  | 554.0                 | 0.1 <sup>d</sup>                 | 61.7                       | 4.4  |
| 113                             | South Africa                              | 31.6                         | 26                   | 40                            | 27.4                    | 34.2                    | 43.3               | 274                | 396                        | 1.1                  | 781.0                 | 18.9                             | 55.7                       | 8.2  |
| 115                             | Egypt                                     | 39.7                         | 5                    | 6                             | 22.3                    | 19.4                    | 22.8               | 109                | 186                        | ..                   | 14.0                  | 0.1 <sup>d</sup>                 | 61.1                       | 4.2  |
| 116                             | Indonesia                                 | 41.5                         | 4                    | 25                            | 36.4                    | 22.2                    | 26.4               | 143                | 204                        | 9.2                  | 391.0                 | 0.4                              | 61.7                       | 3.3  |
| 116                             | Viet Nam                                  | 24.3                         | 2                    | 3                             | 24.6                    | 17.3                    | 21.6               | 66                 | 181                        | 0.1                  | 133.0                 | 0.4                              | 67.5                       | 5.7  |

**TABLE 8 HEALTH OUTCOMES**

| HDI rank                             | SDG 3.b                       |                              | SDG 3.b                |                    | SDG 2.2                       | SDG 3.2                 |                    | SDG 3.2            |                            | SDG 3                |                       | SDG 3.3                          |                            | SDG 3.3      |  | SDG 3.c |
|--------------------------------------|-------------------------------|------------------------------|------------------------|--------------------|-------------------------------|-------------------------|--------------------|--------------------|----------------------------|----------------------|-----------------------|----------------------------------|----------------------------|--------------|--|---------|
|                                      | Infants exclusively breastfed | Infants lacking immunization |                        | Child malnutrition | Mortality rate                |                         |                    |                    | Incidence                  |                      | HIV prevalence, adult | Healthy life expectancy at birth | Current health expenditure |              |  |         |
|                                      |                               | DPT                          | Measles                |                    | Stunting (moderate or severe) | Infant                  | Under-five         | Female             | Male                       | Malaria              |                       |                                  |                            | Tuberculosis |  |         |
|                                      | (% ages 0–5 months)           | (% of one-year-olds)         |                        | (% under age 5)    | (per 1,000 live births)       | (per 1,000 live births) | (per 1,000 people) | (per 1,000 people) | (per 1,000 people at risk) | (per 100,000 people) | (% ages 15–49)        | (years)                          | (% of GDP)                 |              |  |         |
| 2011–2016 <sup>a</sup>               | 2017                          | 2017                         | 2010–2016 <sup>a</sup> | 2016               | 2016                          | 2016                    | 2016               | 2016               | 2016                       | 2016                 | 2016                  | 2016                             | 2015                       |              |  |         |
| 118 Bolivia (Plurinational State of) | 64.3                          | 9                            | 17                     | 16.1               | 29.5                          | 36.9                    | 149                | 214                | 2.7                        | 114.0                | 0.3                   | 63.0                             | 6.4                        |              |  |         |
| 119 Palestine, State of              | 38.6                          | 1                            | 1                      | 7.4                | 16.6                          | 19.4                    | 94                 | 135                | ..                         | 1.0                  | ..                    | ..                               | ..                         |              |  |         |
| 120 Iraq                             | 19.6                          | 27                           | 29                     | 22.1               | 25.9                          | 31.2                    | 128                | 195                | 0.0                        | 43.0                 | ..                    | 59.0                             | 3.4                        |              |  |         |
| 121 El Salvador                      | 47.0                          | 5                            | 15                     | 13.6               | 12.9                          | 15.0                    | 101                | 258                | 0.0                        | 60.0                 | 0.6                   | 65.5                             | 6.9                        |              |  |         |
| 122 Kyrgyzstan                       | 41.1                          | 6                            | 5                      | 12.9               | 18.8                          | 21.1                    | 108                | 247                | 0.0                        | 145.0                | 0.2                   | 63.5                             | 8.2                        |              |  |         |
| 123 Morocco                          | 27.8                          | 1                            | 1                      | 14.9               | 23.3                          | 27.1                    | 65                 | 75                 | ..                         | 103.0                | 0.1 <sup>d</sup>      | 65.3                             | 5.5                        |              |  |         |
| 124 Nicaragua                        | 31.7                          | 1                            | 1                      | 17.3               | 16.8                          | 19.7                    | 103                | 190                | 7.8                        | 48.0                 | 0.2                   | 66.9                             | 7.8                        |              |  |         |
| 125 Cabo Verde                       | 59.6 <sup>f</sup>             | 3                            | 4                      | ..                 | 18.2                          | 21.4                    | 100                | 146                | 0.7                        | 137.0                | 0.8                   | 64.5                             | 4.8                        |              |  |         |
| 125 Guyana                           | 23.3                          | 3                            | 1                      | 11.3               | 26.9                          | 32.4                    | 169                | 247                | 77.7                       | 93.0                 | 1.6                   | 58.3                             | 4.5                        |              |  |         |
| 127 Guatemala                        | 53.2                          | 12                           | 14                     | 46.7               | 23.9                          | 28.5                    | 112                | 212                | 0.8                        | 24.0                 | 0.5                   | 64.2                             | 5.7                        |              |  |         |
| 127 Tajikistan                       | 34.3                          | 2                            | 2                      | 26.8               | 37.1                          | 43.1                    | 103                | 164                | 0.0                        | 85.0                 | 0.3                   | 63.5                             | 6.9                        |              |  |         |
| 129 Namibia                          | 48.5                          | 6                            | 20                     | 22.7               | 32.3                          | 45.2                    | 256                | 349                | 29.3                       | 446.0                | 13.8                  | 55.9                             | 8.9                        |              |  |         |
| 130 India                            | 54.9                          | 9                            | 12                     | 37.9               | 34.6                          | 43.0                    | 139                | 212                | 18.8                       | 211.0                | 0.3                   | 59.3                             | 3.9                        |              |  |         |
| 131 Micronesia (Federated States of) | ..                            | 3                            | 24                     | ..                 | 27.5                          | 33.3                    | 147                | 180                | ..                         | 177.0                | ..                    | 61.1                             | 13.1                       |              |  |         |
| 132 Timor-Leste                      | 62.3                          | 20                           | 30                     | 50.2               | 42.4                          | 49.7                    | 122                | 172                | 0.9                        | 498.0                | ..                    | 59.2                             | 3.1                        |              |  |         |
| 133 Honduras                         | 31.2                          | 1                            | 3                      | 22.6               | 16.0                          | 18.7                    | 119                | 172                | 1.7                        | 40.0                 | 0.4                   | 66.8                             | 7.6                        |              |  |         |
| 134 Bhutan                           | 51.4                          | 1                            | 3                      | 33.5               | 26.8                          | 32.4                    | 204                | 204                | 0.0                        | 178.0                | ..                    | 60.7                             | 3.5                        |              |  |         |
| 134 Kiribati                         | 69.0 <sup>f</sup>             | 4                            | 19                     | ..                 | 42.4                          | 54.3                    | 155                | 238                | ..                         | 566.0                | ..                    | 57.8                             | 7.6                        |              |  |         |
| 136 Bangladesh                       | 55.3                          | 1                            | 6                      | 36.2               | 28.2                          | 34.2                    | 107                | 148                | 0.6                        | 221.0                | 0.1 <sup>d</sup>      | 63.3                             | 2.6                        |              |  |         |
| 137 Congo                            | 32.9                          | 25                           | 30                     | 21.2               | 38.5                          | 54.1                    | 237                | 273                | 204.7                      | 378.0                | 3.1                   | 56.7                             | 3.4                        |              |  |         |
| 138 Vanuatu                          | 72.6                          | 9                            | 20                     | 28.5               | 23.1                          | 27.6                    | 103                | 154                | 14.7                       | 56.0                 | ..                    | 62.7                             | 3.5                        |              |  |         |
| 139 Lao People's Democratic Republic | 40.4                          | 11                           | 18                     | 44.2               | 48.9                          | 63.9                    | 170                | 214                | 7.8                        | 175.0                | 0.3                   | 57.9                             | 2.8                        |              |  |         |
| 140 Ghana                            | 52.3                          | 1                            | 5                      | 18.8               | 41.2                          | 58.8                    | 221                | 261                | 285.6                      | 156.0                | 1.6                   | 56.4                             | 5.9                        |              |  |         |
| 141 Equatorial Guinea                | 7.4                           | 56                           | 70                     | 26.2               | 66.2                          | 90.9                    | 311                | 349                | 238.8                      | 181.0                | 6.2                   | 53.8                             | 2.7                        |              |  |         |
| 142 Kenya                            | 61.4                          | 7                            | 11                     | 26.2               | 35.6                          | 49.2                    | 179                | 258                | 85.3                       | 348.0                | 5.4                   | 58.9                             | 5.2                        |              |  |         |
| 143 Sao Tome and Principe            | 73.8                          | 4                            | 10                     | 17.2               | 26.2                          | 33.8                    | 162                | 218                | 11.2                       | 99.0                 | ..                    | 60.7                             | 9.8                        |              |  |         |
| 144 Eswatini (Kingdom of)            | 63.8                          | 4                            | 11                     | 25.5               | 52.4                          | 70.4                    | 356                | 497                | 1.9                        | 398.0                | 27.2                  | 50.2                             | 7.0                        |              |  |         |
| 144 Zambia                           | 72.5                          | 5                            | 4                      | 40.0               | 43.8                          | 63.4                    | 246                | 346                | 189.8                      | 376.0                | 12.4                  | 54.3                             | 5.4                        |              |  |         |
| 146 Cambodia                         | 65.2                          | 6                            | 16                     | 32.4               | 26.3                          | 30.6                    | 139                | 205                | 8.9                        | 345.0                | 0.6                   | 60.8                             | 6.0                        |              |  |         |
| 147 Angola                           | 37.5                          | 39                           | 58                     | 37.6               | 54.6                          | 82.5                    | 203                | 277                | 120.3                      | 370.0                | 1.9                   | 55.8                             | 2.9                        |              |  |         |
| 148 Myanmar                          | 51.2                          | 6                            | 17                     | 29.4               | 40.1                          | 50.8                    | 163                | 225                | 7.2                        | 361.0                | 0.8                   | 58.4                             | 4.9                        |              |  |         |
| 149 Nepal                            | 66.1                          | 5                            | 10                     | 36.0               | 28.4                          | 34.5                    | 130                | 171                | 0.9                        | 154.0                | 0.2                   | 61.3                             | 6.1                        |              |  |         |
| 150 Pakistan                         | 37.7                          | 17                           | 24                     | 45.0               | 64.2                          | 78.8                    | 140                | 178                | 10.6                       | 268.0                | 0.1 <sup>d</sup>      | 57.7                             | 2.7                        |              |  |         |
| 151 Cameroon                         | 28.2                          | 7                            | 23                     | 31.7               | 52.8                          | 79.7                    | 321                | 348                | 271.3                      | 203.0                | 3.8                   | 51.1                             | 5.1                        |              |  |         |
| <b>LOW HUMAN DEVELOPMENT</b>         |                               |                              |                        |                    |                               |                         |                    |                    |                            |                      |                       |                                  |                            |              |  |         |
| 152 Solomon Islands                  | 73.7 <sup>f</sup>             | 1                            | 16                     | 31.6               | 21.8                          | 25.8                    | 125                | 164                | 144.8                      | 84.0                 | ..                    | 61.9                             | 8.0                        |              |  |         |
| 153 Papua New Guinea                 | 56.1 <sup>f</sup>             | 31                           | 38                     | 49.5               | 42.4                          | 54.3                    | 191                | 256                | 179.4                      | 432.0                | 0.9                   | 58.0                             | 3.8                        |              |  |         |
| 154 Tanzania (United Republic of)    | 59.2                          | 1                            | 1                      | 34.5               | 40.3                          | 56.7                    | 199                | 249                | 144.2                      | 287.0                | 4.7                   | 56.5                             | 6.1                        |              |  |         |
| 155 Syrian Arab Republic             | 42.6 <sup>f</sup>             | 37                           | 33                     | 27.5 <sup>c</sup>  | 14.2                          | 17.5                    | 79                 | 270                | ..                         | 21.0                 | ..                    | 55.8                             | ..                         |              |  |         |
| 156 Zimbabwe                         | 47.8                          | 6                            | 10                     | 27.1               | 40.0                          | 56.4                    | 320                | 380                | 77.9                       | 208.0                | 13.5                  | 54.4                             | 10.3                       |              |  |         |
| 157 Nigeria                          | 17.4                          | 51                           | 58                     | 43.6               | 66.9                          | 104.3                   | 333                | 371                | 349.6                      | 219.0                | 2.9                   | 48.9                             | 3.6                        |              |  |         |
| 158 Rwanda                           | 87.3                          | 1                            | 5                      | 36.7               | 29.2                          | 38.5                    | 171                | 225                | 392.7                      | 50.0                 | 3.1                   | 59.9                             | 7.9                        |              |  |         |
| 159 Lesotho                          | 66.9                          | 2                            | 10                     | 33.4               | 72.4                          | 93.5                    | 463                | 555                | ..                         | 724.0                | 25.0                  | 46.6                             | 8.4                        |              |  |         |
| 159 Mauritania                       | 41.4                          | 11                           | 22                     | 27.9               | 54.4                          | 81.4                    | 179                | 225                | 88.5                       | 102.0                | 0.5                   | 56.4                             | 4.6                        |              |  |         |
| 161 Madagascar                       | 41.9                          | 20                           | 42                     | 49.2 <sup>c</sup>  | 34.0                          | 46.4                    | 189                | 239                | 64.4                       | 237.0                | 0.2                   | 58.3                             | 5.2                        |              |  |         |
| 162 Uganda                           | 65.5                          | 5                            | 20                     | 28.9               | 37.7                          | 53.0                    | 268                | 346                | 187.2                      | 201.0                | 6.5                   | 54.9                             | 7.3                        |              |  |         |
| 163 Benin                            | 41.4                          | 14                           | 26                     | 34.0               | 63.1                          | 97.6                    | 217                | 264                | 297.3                      | 59.0                 | 1.0                   | 53.5                             | 4.0                        |              |  |         |
| 164 Senegal                          | 33.3                          | 3                            | 10                     | 17.1               | 33.6                          | 47.1                    | 151                | 222                | 49.0                       | 140.0                | 0.4                   | 58.8                             | 4.0                        |              |  |         |
| 165 Comoros                          | 12.1                          | 4                            | 10                     | 31.1               | 55.0                          | 73.3                    | 199                | 250                | 1.8                        | 35.0                 | 0.1 <sup>d</sup>      | 56.6                             | 8.0                        |              |  |         |
| 165 Togo                             | 57.5                          | 8                            | 9                      | 27.6               | 50.7                          | 75.7                    | 252                | 285                | 360.4                      | 46.0                 | 2.1                   | 53.9                             | 6.6                        |              |  |         |
| 167 Sudan                            | 55.4                          | 2                            | 10                     | 38.2               | 44.8                          | 65.1                    | 192                | 249                | 35.3                       | 82.0                 | 0.2                   | 55.7                             | 6.3                        |              |  |         |
| 168 Afghanistan                      | 43.3                          | 27                           | 38                     | 40.9               | 53.2                          | 70.4                    | 202                | 245                | 30.8                       | 189.0                | 0.1 <sup>d</sup>      | 53.0                             | 10.3                       |              |  |         |
| 168 Haiti                            | 39.7                          | 21                           | 47                     | 22.0               | 50.9                          | 67.0                    | 210                | 272                | 13.9                       | 188.0                | 2.1                   | 55.3                             | 6.9                        |              |  |         |
| 170 Côte d'Ivoire                    | 12.1                          | 1                            | 22                     | 21.6               | 66.0                          | 91.8                    | 371                | 411                | 223.2                      | 153.0                | 2.7                   | 48.3                             | 5.4                        |              |  |         |
| 171 Malawi                           | 61.2                          | 7                            | 17                     | 37.4               | 38.9                          | 55.1                    | 228                | 341                | 249.1                      | 159.0                | 9.2                   | 56.2                             | 9.3                        |              |  |         |
| 172 Djibouti                         | 1.3 <sup>f</sup>              | 26                           | 25                     | 33.5               | 53.5                          | 64.2                    | 226                | 273                | 9.6                        | 335.0                | 1.3                   | 56.6                             | 4.4                        |              |  |         |
| 173 Ethiopia                         | 57.5                          | 15                           | 35                     | 38.4               | 41.0                          | 58.4                    | 194                | 245                | 53.1                       | 177.0                | 1.1                   | 57.5                             | 4.0                        |              |  |         |
| 174 Gambia                           | 46.8                          | 7                            | 10                     | 24.6               | 42.2                          | 65.3                    | 231                | 287                | 129.6                      | 174.0                | 1.7                   | 54.4                             | 6.7                        |              |  |         |
| 175 Guinea                           | 20.5                          | 37                           | 52                     | 32.4               | 58.3                          | 89.0                    | 243                | 270                | 386.5                      | 176.0                | 1.5                   | 52.2                             | 4.5                        |              |  |         |

| HDI rank  | SDG 3.b                       | SDG 3.b                      | SDG 2.2                       | SDG 3.2                 | SDG 3.2     | SDG 3              | SDG 3                      | SDG 3.3              | SDG 3.3      | SDG 3.3               | SDG 3.c                          |                            |            |
|---|-------------------------------|------------------------------|-------------------------------|-------------------------|-------------|--------------------|----------------------------|----------------------|--------------|-----------------------|----------------------------------|----------------------------|------------|
|   | Infants exclusively breastfed | Infants lacking immunization | Child malnutrition            | Mortality rate          |             |                    |                            | Incidence            |              | HIV prevalence, adult | Healthy life expectancy at birth | Current health expenditure |            |
|   | (% ages 0–5 months)           | DPT                          | Stunting (moderate or severe) | Infant                  | Under-five  | Female             | Male                       | Malaria              | Tuberculosis | (% ages 15–49)        | (years)                          | (% of GDP)                 |            |
|   | 2011–2016 <sup>a</sup>        | Measles                      | (% under age 5)               | (per 1,000 live births) | Adult       | (per 1,000 people) | (per 1,000 people at risk) | (per 100,000 people) | 2016         | 2016                  | 2016                             | 2016                       | 2015       |
| 176 Congo (Democratic Republic of the)                        | 47.6                          | 18                           | 20                            | 42.7                    | 72.0        | 94.3               | 232                        | 280                  | 291.9        | 323.0                 | 0.7                              | 52.5                       | 4.3        |
| 177 Guinea-Bissau   | 52.5                          | 5                            | 19                            | 27.6                    | 57.8        | 88.1               | 241                        | 292                  | 73.0         | 374.0                 | 3.1                              | 51.7                       | 6.9        |
| 178 Yemen   | 10.3                          | 24                           | 35                            | 46.4                    | 43.2        | 55.3               | 195                        | 243                  | 30.5         | 48.0                  | 0.1 <sup>d</sup>                 | 55.1                       | 6.0        |
| 179 Eritrea   | 68.7 <sup>f</sup>             | 3                            | 1                             | 50.3                    | 32.9        | 44.5               | 213                        | 287                  | 17.2         | 74.0                  | 0.6                              | 57.4                       | 3.3        |
| 180 Mozambique  | 41.0                          | 10                           | 15                            | 42.9                    | 53.1        | 71.3               | 285                        | 356                  | 307.8        | 551.0                 | 12.3                             | 52.2                       | 5.4        |
| 181 Liberia   | 55.2                          | 1                            | 13                            | 32.1                    | 51.2        | 67.4               | 216                        | 255                  | 237.0        | 308.0                 | 1.6                              | 54.5                       | 15.2       |
| 182 Mali  | 32.6                          | 27                           | 39                            | 30.4                    | 68.0        | 110.6              | 253                        | 272                  | 459.7        | 56.0                  | 1.0                              | 50.7                       | 5.8        |
| 183 Burkina Faso  | 50.1                          | 5                            | 12                            | 27.3                    | 52.7        | 84.6               | 238                        | 269                  | 423.3        | 51.0                  | 0.8                              | 52.9                       | 5.4        |
| 184 Sierra Leone  | 32.0                          | 2                            | 20                            | 37.8                    | 83.3        | 113.5              | 388                        | 399                  | 303.5        | 304.0                 | 1.7                              | 47.6                       | 18.3       |
| 185 Burundi   | 83.1                          | 6                            | 10                            | 55.9                    | 48.4        | 71.7               | 261                        | 319                  | 156.2        | 118.0                 | 1.1                              | 52.6                       | 8.2        |
| 186 Chad  | 0.3                           | 45                           | 63                            | 39.8                    | 75.2        | 127.3              | 338                        | 382                  | 167.6        | 153.0                 | 1.3                              | 47.2                       | 4.6        |
| 187 South Sudan   | 45.1 <sup>f</sup>             | 65                           | 80                            | 31.3                    | 59.2        | 90.7               | 309                        | 335                  | 159.0        | 146.0                 | 2.7                              | 50.6                       | 2.5        |
| 188 Central African Republic                                  | 34.3 <sup>f</sup>             | 31                           | 51                            | 40.7                    | 88.5        | 123.6              | 380                        | 414                  | 311.6        | 407.0                 | 4.0                              | 44.9                       | 4.8        |
| 189 Niger   | 23.3                          | 7                            | 22                            | 42.2                    | 50.9        | 91.3               | 231                        | 259                  | 378.9        | 93.0                  | 0.4                              | 52.5                       | 7.2        |
| <b>OTHER COUNTRIES OR TERRITORIES</b>                         |                               |                              |                               |                         |             |                    |                            |                      |              |                       |                                  |                            |            |
| .. Korea (Democratic People's Rep. of)                        | 68.9                          | 2                            | 1                             | 27.9                    | 15.1        | 20.0               | 99                         | 166                  | 0.5          | 513.0                 | ..                               | 64.6                       | ..         |
| .. Monaco   | ..                            | 1                            | 13                            | ..                      | 2.8         | 3.4                | ..                         | ..                   | ..           | 0.0                   | ..                               | ..                         | 2.0        |
| .. Nauru  | 67.2 <sup>f</sup>             | 1                            | 5                             | 24.0 <sup>c</sup>       | 28.5        | 34.6               | ..                         | ..                   | ..           | 112.0                 | ..                               | ..                         | 4.8        |
| .. San Marino   | ..                            | 12                           | 18                            | ..                      | 2.5         | 2.8                | ..                         | ..                   | ..           | 0.0                   | ..                               | ..                         | 6.8        |
| .. Somalia  | 5.3 <sup>f</sup>              | 48                           | 54                            | 25.3 <sup>c</sup>       | 82.6        | 132.5              | 276                        | 332                  | 60.2         | 270.0                 | 0.4                              | 50.0                       | ..         |
| .. Tuvalu   | 34.7 <sup>f</sup>             | 1                            | 5                             | 10.0 <sup>c</sup>       | 21.4        | 25.3               | ..                         | ..                   | ..           | 207.0                 | ..                               | ..                         | 15.0       |
| <b>Human development groups</b>                               |                               |                              |                               |                         |             |                    |                            |                      |              |                       |                                  |                            |            |
| Very high human development                                   | ..                            | 3                            | 6                             | ..                      | 5.2         | 6.1                | 67                         | 133                  | ..           | 21.3                  | 0.4                              | 69.9                       | 12.1       |
| High human development  | 27.6                          | 2                            | 3                             | 9.5                     | 11.2        | 12.9               | 74                         | 118                  | ..           | 59.3                  | 0.5                              | 67.7                       | 5.8        |
| Medium human development                                      | 47.2                          | 9                            | 15                            | 34.9                    | 34.3        | 43.1               | 139                        | 210                  | 22.3         | 249.1                 | 0.9                              | 60.0                       | 4.2        |
| Low human development   | 40.1                          | 22                           | 32                            | 38.2                    | 53.9        | 78.4               | 248                        | 301                  | 212.8        | 201.4                 | 2.7                              | 53.3                       | 4.8        |
| <b>Developing countries</b>                                   | <b>39.9</b>                   | <b>11</b>                    | <b>16</b>                     | <b>28.6</b>             | <b>32.7</b> | <b>43.1</b>        | <b>125</b>                 | <b>181</b>           | <b>43.0</b>  | <b>164.5</b>          | <b>1.1</b>                       | <b>62.2</b>                | <b>5.4</b> |
| <b>Regions</b>  |                               |                              |                               |                         |             |                    |                            |                      |              |                       |                                  |                            |            |
| Arab States   | 31.0                          | 12                           | 15                            | 24.2                    | 27.5        | 35.9               | 113                        | 160                  | ..           | 49.6                  | 0.1                              | 61.2                       | 4.9        |
| East Asia and the Pacific                                     | 28.3                          | 3                            | 7                             | 17.8                    | 14.2        | 17.0               | 85                         | 128                  | ..           | 154.0                 | 0.5                              | 66.8                       | 5.1        |
| Europe and Central Asia                                       | 29.9                          | 6                            | 5                             | 13.1                    | 15.7        | 17.8               | 86                         | 178                  | ..           | 54.8                  | 0.5                              | 65.0                       | 4.9        |
| Latin America and the Caribbean                               | 38.3                          | 4                            | 8                             | 12.8                    | 14.8        | 17.4               | 91                         | 172                  | 7.8          | 41.4                  | 0.5                              | 66.7                       | 7.4        |
| South Asia  | 52.4                          | 10                           | 13                            | 37.4                    | 37.8        | 46.6               | 132                        | 198                  | 15.3         | 206.3                 | 0.2                              | 59.7                       | 4.2        |
| Sub-Saharan Africa  | 41.1                          | 21                           | 31                            | 36.4                    | 52.9        | 77.3               | 256                        | 313                  | 214.9        | 262.0                 | 4.5                              | 53.7                       | 5.3        |
| <b>Least developed countries</b>                              | <b>48.4</b>                   | <b>14</b>                    | <b>23</b>                     | <b>36.9</b>             | <b>47.9</b> | <b>67.4</b>        | <b>193</b>                 | <b>244</b>           | <b>125.6</b> | <b>222.5</b>          | <b>1.9</b>                       | <b>56.5</b>                | <b>4.8</b> |
| <b>Small island developing states</b>                         | <b>35.7</b>                   | <b>13</b>                    | <b>24</b>                     | <b>25.3</b>             | <b>33.3</b> | <b>42.9</b>        | <b>138</b>                 | <b>200</b>           | <b>..</b>    | <b>142.9</b>          | <b>1.2</b>                       | <b>62.4</b>                | <b>5.9</b> |
| <b>Organisation for Economic Co-operation and Development</b> |                               |                              |                               |                         |             |                    |                            |                      |              |                       |                                  |                            |            |
| <b>World</b>  | <b>39.4</b>                   | <b>10</b>                    | <b>15</b>                     | <b>27.4</b>             | <b>29.9</b> | <b>39.3</b>        | <b>115</b>                 | <b>173</b>           | <b>..</b>    | <b>140.0</b>          | <b>1.1</b>                       | <b>63.5</b>                | <b>9.9</b> |

**NOTES**

- a** Data refer to the most recent year available during the period specified.
- b** Refers to 2014.
- c** Refers to a year between 2006 and 2009.
- d** 0.1 or less.
- e** Refers to 2015.
- f** Refers to a year earlier than that specified.
- g** Based on small denominators (typically 25–50 unweighted cases).

**DEFINITIONS**

**Infants exclusively breastfed:** Percentage of children ages 0–5 months who are fed exclusively with breast milk in the 24 hours prior to the survey.

**Infants lacking immunization against DPT:** Percentage of surviving infants who have not

received their first dose of diphtheria, pertussis and tetanus vaccine.

**Infants lacking immunization against measles:** Percentage of surviving infants who have not received the first dose of measles vaccine.

**Child malnutrition (stunting moderate or severe):** Percentage of children under age 5 who are more than two standard deviations below the median height-for-age of the reference population, according to the 2006 World Health Organization Child Growth Standards.

**Infant mortality rate:** Probability of dying between birth and exactly age 1, expressed per 1,000 live births.

**Under-five mortality rate:** Probability of dying between birth and exactly age 5, expressed per 1,000 live births.

**Adult mortality rate:** Probability that a 15-year-old will die before reaching age 60, expressed per 1,000 people.

**Malaria incidence:** Number of malaria cases, expressed per 1,000 people at risk. People at risk are those who live in an area where malaria transmission occurs.

**Tuberculosis incidence:** The estimated number of new and relapse tuberculosis cases of all forms, including cases in people living with HIV, expressed per 100,000 people.

**HIV prevalence, adult:** Percentage of the population ages 15–49 that is living with HIV.

**Healthy life expectancy at birth:** Average number of years that a person can expect to live in full health by taking into account years lived in less than full health because of disease and injury.

**Current health expenditure:** Spending on healthcare goods and services, expressed as a percentage of GDP. It excludes capital health expenditures such as buildings, machinery, information technology and stocks of vaccines for emergency or outbreaks.

**MAIN DATA SOURCES**

**Column 1:** UNICEF (2017).

**Columns 2 and 3:** WHO and UNICEF (2018).

**Column 4:** UNICEF, WHO and World Bank (2018).

**Columns 5 and 6:** UN Inter-agency Group for Child Mortality Estimation (2017).

**Columns 7, 8 and 11:** World Bank (2018a).

**Columns 9 and 10:** United Nations Statistics Division (2018a).

**Columns 12 and 13:** WHO (2018).

## Education achievements

| HDI rank                           | SDG 4.6<br>Literacy rate          |                        |                          | SDG 4.6<br>Population with<br>at least some<br>secondary<br>education | SDG 4.1<br>Gross enrolment ratio |                        |                        |                        | SDG 4.3<br>Primary<br>school<br>dropout rate | SDG 4.1<br>Survival rate to<br>the last grade of<br>lower secondary<br>general education | SDG 1.a<br>Government<br>expenditure<br>on education |                                     |
|------------------------------------|-----------------------------------|------------------------|--------------------------|---|----------------------------------|------------------------|------------------------|------------------------|--|--|--|-------------------------------------|
|                                    | Adult<br>(% ages 15<br>and older) |                        | Youth<br>(% ages 15–24)  |   | Pre-primary                      | Primary                | Secondary              | Tertiary               |  |  |  |                                     |
|                                    | Female                            | Male                   | (% ages 25<br>and older) |   |                                  |                        |                        |                        |  |  |  | (% of<br>preschool-age<br>children) |
|                                    | 2006–2016 <sup>a</sup>            | 2006–2016 <sup>a</sup> | 2006–2016 <sup>a</sup>   |   | 2006–2017 <sup>a</sup>           | 2012–2017 <sup>a</sup> | 2012–2017 <sup>a</sup> | 2012–2017 <sup>a</sup> |  |  |  | 2012–2017 <sup>a</sup>              |
| <b>VERY HIGH HUMAN DEVELOPMENT</b> |                                   |                        |                          |   |                                  |                        |                        |                        |  |  |  |                                     |
| 1                                  | Norway                            | ..                     | ..                       | ..  | 95.7                             | 96                     | 100                    | 114                    | 81   | 0.4  | 100  | 7.7                                 |
| 2                                  | Switzerland                       | ..                     | ..                       | ..  | 96.8                             | 105                    | 104                    | 102                    | 58   | 0.6  | 99   | 5.1                                 |
| 3                                  | Australia                         | ..                     | ..                       | ..  | 90.0                             | 169                    | 101                    | 154                    | 122  | ..   | ..   | 5.2                                 |
| 4                                  | Ireland                           | ..                     | ..                       | ..  | 88.3                             | 113                    | 101                    | 126                    | 84   | ..   | 99   | 4.9                                 |
| 5                                  | Germany                           | ..                     | ..                       | ..  | 96.5                             | 107                    | 102                    | 101                    | 66   | 3.5  | 54   | 4.9                                 |
| 6                                  | Iceland                           | ..                     | ..                       | ..  | 100.0                            | 97                     | 99                     | 119                    | 76   | 2.1  | 99   | 7.8                                 |
| 7                                  | Hong Kong, China (SAR)            | ..                     | ..                       | ..  | 78.4                             | 108                    | 107                    | 103                    | 72   | 1.8  | 98   | 3.3                                 |
| 7                                  | Sweden                            | ..                     | ..                       | ..  | 88.5                             | 94                     | 123                    | 140                    | 62   | 0.4  | 99   | 7.7                                 |
| 9                                  | Singapore                         | 97.0                   | 99.9                     | 99.9  | 79.4                             | ..                     | 101                    | 108                    | ..   | 1.3  | 100  | 2.9                                 |
| 10                                 | Netherlands                       | ..                     | ..                       | ..  | 88.3                             | 95                     | 103                    | 133                    | 80   | ..   | ..   | 5.5                                 |
| 11                                 | Denmark                           | ..                     | ..                       | ..  | 90.7                             | 96                     | 102                    | 129                    | 81   | 0.2  | 100  | 7.6                                 |
| 12                                 | Canada                            | ..                     | ..                       | ..  | 100.0                            | ..                     | 101                    | 113                    | ..   | ..   | ..   | ..                                  |
| 13                                 | United States                     | ..                     | ..                       | ..  | 95.3                             | 69                     | 99                     | 97                     | ..   | ..   | ..   | 5.0                                 |
| 14                                 | United Kingdom                    | ..                     | ..                       | ..  | 82.9                             | 96                     | 102                    | 125                    | 57   | ..   | ..   | 5.6                                 |
| 15                                 | Finland                           | ..                     | ..                       | ..  | 100.0                            | 83                     | 100                    | 152                    | 87   | 0.2  | 100  | 7.2                                 |
| 16                                 | New Zealand                       | ..                     | ..                       | ..  | 98.9                             | 92                     | 99                     | 114                    | 82   | ..   | ..   | 6.3                                 |
| 17                                 | Belgium                           | ..                     | ..                       | ..  | 84.4                             | 117                    | 103                    | 164                    | 75   | ..   | 96   | 6.6                                 |
| 17                                 | Liechtenstein                     | ..                     | ..                       | ..  | ..                               | 103                    | 105                    | 116                    | 35   | 2.7  | 85   | ..                                  |
| 19                                 | Japan                             | ..                     | ..                       | ..  | 93.3                             | 86                     | 99                     | 102                    | 63   | 0.2  | ..   | 3.6                                 |
| 20                                 | Austria                           | ..                     | ..                       | ..  | 100.0                            | 104                    | 102                    | 101                    | 83   | 0.4  | 100  | 5.4                                 |
| 21                                 | Luxembourg                        | ..                     | ..                       | ..  | 100.0                            | 93                     | 99                     | 102                    | 20   | 17.1   | 99   | 4.0                                 |
| 22                                 | Israel                            | ..                     | ..                       | ..  | 89.1                             | 111                    | 104                    | 104                    | 64   | 0.8  | 98   | 5.7                                 |
| 22                                 | Korea (Republic of)               | ..                     | ..                       | ..  | 95.6                             | 95                     | 98                     | 100                    | 93   | 0.5  | 99   | 5.1                                 |
| 24                                 | France                            | ..                     | ..                       | ..  | 83.2                             | 109                    | 107                    | 111                    | 65   | ..   | 99   | 5.5                                 |
| 25                                 | Slovenia                          | ..                     | ..                       | ..  | 98.1                             | 92                     | 99                     | 110                    | 80   | 1.4  | 99   | 5.3                                 |
| 26                                 | Spain                             | 98.3                   | 99.6                     | 99.6  | 74.8                             | 95                     | 104                    | 128                    | 91   | 0.7  | 92   | 4.3                                 |
| 27                                 | Czechia                           | ..                     | ..                       | ..  | 99.8                             | 105                    | 99                     | 105                    | 64   | 0.5  | 92   | 4.0                                 |
| 28                                 | Italy                             | 98.8                   | 99.9                     | 99.9  | 79.6                             | 99                     | 101                    | 103                    | 63   | 0.8  | 99   | 4.1                                 |
| 29                                 | Malta                             | 93.3                   | 99.4                     | 98.4  | 77.6                             | 112                    | 105                    | 96                     | 49   | 3.4  | 99   | 7.2                                 |
| 30                                 | Estonia                           | 99.9                   | 100.0                    | 99.9  | 100.0                            | 88                     | 97                     | 111                    | 72   | 2.0  | 100  | 5.5                                 |
| 31                                 | Greece                            | 97.1                   | 98.8                     | 98.6  | 69.2                             | 47                     | 95                     | 99                     | 117  | 8.3  | 99   | ..                                  |
| 32                                 | Cyprus                            | 98.7                   | 99.8                     | 99.8  | 78.6                             | 80                     | 99                     | 100                    | 60   | 2.4  | 100  | 6.1                                 |
| 33                                 | Poland                            | ..                     | ..                       | ..  | 86.2                             | 70                     | 110                    | 107                    | 67   | 2.0  | 98   | 4.9                                 |
| 34                                 | United Arab Emirates              | ..                     | ..                       | ..  | 69.0 <sup>b</sup>                | 82                     | 111                    | 96                     | 37   | 8.0  | 97   | ..                                  |
| 35                                 | Andorra                           | 100.0                  | 100.0                    | 100.0   | 72.5                             | ..                     | ..                     | ..                     | ..   | 28.8   | 93   | 3.3                                 |
| 35                                 | Lithuania                         | 99.8                   | 99.9                     | 99.8  | 93.8                             | 90                     | 101                    | 103                    | 66   | 1.8  | 97   | 4.5                                 |
| 37                                 | Qatar                             | 97.7                   | 99.6                     | 98.4  | 68.4                             | 60                     | 104                    | 93                     | 15   | 1.5  | 98   | 3.6                                 |
| 38                                 | Slovakia                          | ..                     | ..                       | ..  | 99.3                             | 93                     | 99                     | 91                     | 53   | 1.0  | 88   | 4.6                                 |
| 39                                 | Brunei Darussalam                 | 96.1                   | 99.5                     | 99.2  | 69.7 <sup>b</sup>                | 70                     | 107                    | 93                     | 31   | 3.6  | 100  | 4.4                                 |
| 39                                 | Saudi Arabia                      | 94.4                   | 99.1                     | 99.3  | 72.8                             | 25                     | 116                    | 117                    | 67   | 25.8   | 86   | ..                                  |
| 41                                 | Latvia                            | 99.9                   | 99.9                     | 99.8  | 99.3                             | 87                     | 98                     | 112                    | 68   | 4.8  | 96   | 5.3                                 |
| 41                                 | Portugal                          | 94.5                   | 99.5                     | 99.4  | 52.7                             | 93                     | 105                    | 118                    | 63   | ..   | ..   | 5.1                                 |
| 43                                 | Bahrain                           | 94.6                   | 97.6                     | 98.6  | 59.2                             | 55                     | 101                    | 104                    | 47   | 1.4  | 99   | 2.7                                 |
| 44                                 | Chile                             | 96.3                   | 99.1                     | 99.0  | 80.6                             | 85                     | 100                    | 100                    | 90   | 0.6  | 99   | 4.9                                 |
| 45                                 | Hungary                           | ..                     | ..                       | ..  | 96.8                             | 82                     | 102                    | 102                    | 48   | 1.6  | 96   | 4.6                                 |
| 46                                 | Croatia                           | 99.1                   | 99.7                     | 99.7  | 95.7                             | 63                     | 95                     | 98                     | 67   | 2.6  | 99   | 4.6                                 |
| 47                                 | Argentina                         | 98.1                   | 99.5                     | 99.1  | 64.8 <sup>b</sup>                | 74                     | 110                    | 107                    | 86   | 4.7  | 85   | 5.9                                 |
| 48                                 | Oman                              | 93.0                   | 99.0                     | 98.5  | 66.4                             | 57                     | 109                    | 107                    | 45   | 0.9  | 98   | 6.2                                 |
| 49                                 | Russian Federation                | 99.7                   | 99.8                     | 99.7  | 95.6                             | 89                     | 102                    | 105                    | 82   | 0.7  | 98   | 3.8                                 |
| 50                                 | Montenegro                        | 98.4                   | 99.1                     | 99.4  | 89.4                             | 56                     | 96                     | 91                     | 57   | 6.8  | 95   | ..                                  |
| 51                                 | Bulgaria                          | 98.4                   | 97.7                     | 98.1  | 94.8                             | 81                     | 95                     | 100                    | 71   | 6.5  | 46   | 4.1                                 |
| 52                                 | Romania                           | 98.6                   | 99.0                     | 99.0  | 89.5                             | 87                     | 89                     | 89                     | 48   | 6.0  | 93   | 3.1                                 |
| 53                                 | Belarus                           | 99.6                   | 99.8                     | 99.8  | 91.9                             | 99                     | 102                    | 104                    | 87   | 1.2  | 99   | 5.0                                 |
| 54                                 | Bahamas                           | ..                     | ..                       | ..  | 87.5                             | 32                     | 95                     | 90                     | ..   | 10.5   | 97   | ..                                  |
| 55                                 | Uruguay                           | 98.5                   | 99.2                     | 98.6  | 54.1                             | 90                     | 107                    | 112                    | 56   | 1.2  | 84   | ..                                  |
| 56                                 | Kuwait                            | 95.7                   | 99.4                     | 99.2  | 51.2                             | 68                     | 101                    | 98                     | 33   | 3.9  | 97   | ..                                  |
| 57                                 | Malaysia                          | 93.1                   | 98.5                     | 98.4  | 80.0                             | 94                     | 103                    | 85                     | 44   | 8.0  | 93   | 4.8                                 |
| 58                                 | Barbados                          | ..                     | ..                       | ..  | 92.9 <sup>b</sup>                | 80                     | 93                     | 107                    | ..   | 6.6  | 96   | 5.1                                 |
| 58                                 | Kazakhstan                        | 99.8                   | 99.9                     | 99.9  | 98.8                             | 54                     | 108                    | 113                    | 50   | 1.7  | 99   | 3.0                                 |

| HDI rank                        | SDG 4.6<br>Literacy rate                  |                         | SDG 4.6                | SDG 4.2  | SDG 4.1<br>Gross enrolment ratio    |  |  | SDG 4.3                                     | Survival rate to<br>the last grade of<br>lower secondary<br>general education | SDG 1.a<br>Government<br>expenditure<br>on education |                                   |      |
|---------------------------------|---|-------------------------|------------------------|--|-------------------------------------|--|--|---|---|--|-----------------------------------|------|
|                                 | Adult<br>(% ages 15<br>and older)         | Youth<br>(% ages 15–24) |                        | Population with<br>at least some<br>secondary<br>education | Pre-primary                         | Primary                                    | Secondary                                    | Tertiary                                    |   |  | Primary<br>school<br>dropout rate |      |
|                                 |   | Female                  | Male                   | (% ages 25<br>and older)                                   | (% of<br>preschool-age<br>children) | (% of primary<br>school-age<br>population) | (% of secondary<br>school-age<br>population) | (% of tertiary<br>school-age<br>population) | (% of primary<br>school cohort)   | (%)  | (% of GDP)                        |      |
|                                 | 2006–2016 <sup>a</sup>                    | 2006–2016 <sup>a</sup>  | 2006–2016 <sup>a</sup> | 2006–2017 <sup>a</sup>                                     | 2012–2017 <sup>a</sup>              | 2012–2017 <sup>a</sup>                     | 2012–2017 <sup>a</sup>                       | 2012–2017 <sup>a</sup>                      | 2007–2016 <sup>a</sup>  | 2006–2016 <sup>a</sup>                               | 2012–2017 <sup>a</sup>            |      |
| <b>HIGH HUMAN DEVELOPMENT</b>   |   |                         |                        |  |                                     |  |  |   |   |  |                                   |      |
| 60                              | Iran (Islamic Republic of)                | 84.7                    | 97.7                   | 98.2   | 68.5                                | 51   | 109  | 89  | 69  | 2.5  | 97                                | 3.4  |
| 60                              | Palau                                     | 96.6                    | 99.2                   | 98.2   | 97.1                                | 75   | 115  | 115   | 64  | ..   | ..                                | ..   |
| 62                              | Seychelles                                | 94.0                    | 99.4                   | 98.6   | ..                                  | 103  | 113  | 93  | 21  | 3.2  | 99                                | ..   |
| 63                              | Costa Rica                                | 97.4                    | 99.3                   | 99.0   | 52.9                                | 78   | 110  | 126   | 54  | 5.6  | 67                                | 7.1  |
| 64                              | Turkey                                    | 95.6                    | 99.2                   | 99.8   | 52.2                                | 29   | 103  | 103   | 95  | 12.0   | 90                                | 4.4  |
| 65                              | Mauritius                                 | 92.7                    | 98.6                   | 97.7   | 65.8                                | 105  | 102  | 93  | 39  | 3.5  | 97                                | 5.1  |
| 66                              | Panama                                    | 94.1                    | 97.3                   | 97.9   | 71.2                                | 50   | 96   | 76  | 47  | 14.0   | 77                                | ..   |
| 67                              | Serbia                                    | 98.8                    | 99.7                   | 99.7   | 88.6                                | 59   | 101  | 96  | 62  | 1.9  | 96                                | 4.0  |
| 68                              | Albania                                   | 97.2                    | 99.0                   | 99.4   | 92.9                                | 88   | 110  | 95  | 61  | 11.2   | 93                                | 3.5  |
| 69                              | Trinidad and Tobago                       | ..                      | ..                     | ..   | 73.4                                | ..   | ..   | ..  | ..  | 10.6   | 86                                | ..   |
| 70                              | Antigua and Barbuda                       | ..                      | ..                     | ..   | ..                                  | 86   | 88   | 94  | 22  | 8.7  | 84                                | ..   |
| 70                              | Georgia                                   | 99.6                    | 99.7                   | 99.7   | 95.5                                | ..   | 103  | 104   | 52  | 0.8  | 99                                | 3.8  |
| 72                              | Saint Kitts and Nevis                     | ..                      | ..                     | ..   | ..                                  | ..   | ..   | ..  | ..  | 4.6  | 93                                | 2.8  |
| 73                              | Cuba                                      | 99.8                    | 99.9                   | 99.9   | 86.9                                | 102  | 101  | 100   | 34  | 5.4  | 96                                | ..   |
| 74                              | Mexico                                    | 94.5                    | 99.0                   | 98.9   | 59.3                                | 71   | 104  | 97  | 37  | 7.8  | 90                                | 5.3  |
| 75                              | Grenada                                   | ..                      | ..                     | ..   | ..                                  | 89   | 101  | 101   | 91  | ..   | 90                                | 10.3 |
| 76                              | Sri Lanka                                 | 91.2                    | 98.6                   | 97.7   | 82.8                                | 94   | 102  | 98  | 19  | 1.6  | 96                                | 3.5  |
| 77                              | Bosnia and Herzegovina                    | 97.0                    | 99.7                   | 99.7   | 79.9                                | ..   | ..   | ..  | ..  | 4.4  | 96                                | ..   |
| 78                              | Venezuela (Bolivarian Republic of)        | 97.1                    | 99.1                   | 98.4   | 69.2                                | 69   | 97   | 86  | ..  | 17.5   | 76                                | ..   |
| 79                              | Brazil                                    | 91.7                    | 99.3                   | 98.4   | 60.0                                | 92   | 115  | 100   | 51  | ..   | 74                                | 5.9  |
| 80                              | Azerbaijan                                | 99.8                    | 99.9                   | 100.0  | 95.6                                | 23   | 106  | ..  | 27  | 1.1  | 96                                | 3.0  |
| 80                              | Lebanon                                   | 91.2                    | 99.3                   | 99.2   | 54.3                                | 86   | 89   | 60  | 38  | 15.9   | 88                                | 2.5  |
| 80                              | The former Yugoslav Republic of Macedonia | ..                      | ..                     | ..   | 47.8                                | 36   | 94   | 82  | 41  | 2.6  | 96                                | ..   |
| 83                              | Armenia                                   | 99.7                    | 99.9                   | 99.8   | 97.2                                | 52   | 94   | 86  | 51  | 5.3  | 97                                | 2.8  |
| 83                              | Thailand                                  | 92.9                    | 98.3                   | 98.0   | 44.8                                | 68   | 101  | 121   | 46  | 15.0   | 91                                | 4.1  |
| 85                              | Algeria                                   | 75.1                    | 91.7                   | 95.7   | 37.7 <sup>b</sup>                   | ..   | 114  | ..  | 43  | 6.4  | 75                                | ..   |
| 86                              | China                                     | 95.1                    | 99.6                   | 99.7   | 77.4                                | 84   | 101  | 95  | 48  | ..   | 92                                | ..   |
| 86                              | Ecuador                                   | 94.4                    | 99.1                   | 99.0   | 52.2                                | 72   | 104  | 107   | 46  | 9.3  | 91                                | 5.0  |
| 88                              | Ukraine                                   | 100.0                   | 100.0                  | 100.0  | 95.1 <sup>b</sup>                   | 84   | 100  | 97  | 83  | 4.5  | 95                                | 5.9  |
| 89                              | Peru                                      | 94.2                    | 98.7                   | 99.1   | 62.2                                | 89   | 103  | 98  | ..  | 9.5  | 96                                | 3.8  |
| 90                              | Colombia                                  | 94.2                    | 98.9                   | 98.2   | 50.2                                | ..   | 114  | 98  | 59  | 10.0   | 71                                | 4.5  |
| 90                              | Saint Lucia                               | ..                      | ..                     | ..   | 45.9                                | 82   | ..   | 88  | 19  | 9.9  | 97                                | 5.7  |
| 92                              | Fiji                                      | ..                      | ..                     | ..   | 76.0 <sup>b</sup>                   | ..   | 106  | 89  | ..  | 2.8  | 87                                | 3.9  |
| 92                              | Mongolia                                  | 98.3                    | 98.9                   | 98.0   | 88.8                                | 176  | 104  | 100   | 65  | 2.1  | 96                                | 5.2  |
| 94                              | Dominican Republic                        | 92.0                    | 98.0                   | 97.2   | 56.6                                | 44   | 102  | 77  | 53  | 16.2   | 86                                | ..   |
| 95                              | Jordan                                    | 97.9                    | 99.2                   | 99.0   | 83.5                                | ..   | ..   | 70  | 36  | 2.1  | 96                                | 3.9  |
| 95                              | Tunisia                                   | 79.0                    | 95.8                   | 96.6   | 51.8                                | 44   | 115  | 93  | 33  | 6.8  | 78                                | 6.6  |
| 97                              | Jamaica                                   | ..                      | ..                     | ..   | 66.3                                | 76   | ..   | 84  | 27  | 5.1  | 97                                | 5.4  |
| 98                              | Tonga                                     | 99.4                    | 99.5                   | 99.4   | 92.6                                | 39   | 108  | 90  | ..  | ..   | ..                                | ..   |
| 99                              | Saint Vincent and the Grenadines          | ..                      | ..                     | ..   | ..                                  | 99   | 103  | 107   | ..  | 8.7  | 92                                | 5.8  |
| 100                             | Suriname                                  | 92.9                    | 97.3                   | 98.1   | 58.2                                | 94   | 121  | 79  | ..  | 8.7  | 75                                | ..   |
| 101                             | Botswana                                  | ..                      | ..                     | ..   | 89.2 <sup>b</sup>                   | 20   | 105  | ..  | 23  | 6.0  | 99                                | ..   |
| 101                             | Maldives                                  | 98.6                    | 99.4                   | 99.1   | 47.1 <sup>b</sup>                   | 99   | 102  | ..  | 14  | 17.8   | 91                                | 4.3  |
| 103                             | Dominica                                  | ..                      | ..                     | ..   | ..                                  | 84   | 112  | 100   | ..  | 20.5   | 88                                | 3.4  |
| 104                             | Samoa                                     | 99.0                    | 99.5                   | 99.0   | 74.5                                | 41   | 108  | 84  | ..  | 6.7  | 98                                | 4.1  |
| 105                             | Uzbekistan                                | 100.0                   | 100.0                  | 100.0  | 99.9                                | 27   | 103  | 93  | 9   | 0.8  | 98                                | ..   |
| 106                             | Belize                                    | ..                      | ..                     | ..   | 78.6                                | 50   | 115  | 87  | 24  | 1.2  | 69                                | 7.4  |
| 106                             | Marshall Islands                          | 98.3                    | 98.8                   | 98.2   | 92.1                                | 40   | 89   | 73  | 43  | 16.5   | 97                                | ..   |
| 108                             | Libya                                     | ..                      | ..                     | ..   | 57.4 <sup>b</sup>                   | ..   | ..   | ..  | ..  | ..   | ..                                | ..   |
| 108                             | Turkmenistan                              | ..                      | ..                     | ..   | ..                                  | 58   | 88   | 86  | 8   | ..   | ..                                | 3.0  |
| 110                             | Gabon                                     | 82.3                    | 89.4                   | 87.4   | 57.6 <sup>b</sup>                   | ..   | ..   | ..  | ..  | ..   | ..                                | 2.7  |
| 110                             | Paraguay                                  | 95.1                    | 98.6                   | 98.0   | 48.0                                | 38   | 106  | 77  | ..  | 15.9   | 84                                | 5.0  |
| 112                             | Moldova (Republic of)                     | 99.1                    | 99.6                   | 99.3   | 96.4                                | 84   | 92   | 86  | 41  | 5.2  | 93                                | 6.7  |
| <b>MEDIUM HUMAN DEVELOPMENT</b> |   |                         |                        |  |                                     |  |  |   |   |  |                                   |      |
| 113                             | Philippines                               | 96.4                    | 98.8                   | 97.4   | 73.2                                | 100  | 113  | 88  | 35  | 24.2   | 86                                | ..   |
| 113                             | South Africa                              | 94.4                    | 99.2                   | 98.7   | 75.7                                | 79   | 103  | 103   | 20  | ..   | ..                                | 5.9  |
| 115                             | Egypt                                     | 75.1                    | 90.3                   | 93.6   | 64.5 <sup>b</sup>                   | 30   | 104  | 86  | 34  | 3.9  | 92                                | ..   |
| 116                             | Indonesia                                 | 95.4                    | 99.7                   | 99.7   | 48.8                                | 60   | 103  | 86  | 28  | 18.1   | 97                                | 3.6  |
| 116                             | Viet Nam                                  | 93.5                    | 96.8                   | 97.4   | 69.4                                | 87   | 110  | ..  | 28  | 4.0  | 91                                | 5.7  |

**TABLE 9 EDUCATION ACHIEVEMENTS**

| HDI rank                     | SDG 4.6<br>Literacy rate           |                        |                         | SDG 4.6<br>Population with<br>at least some<br>secondary<br>education | SDG 4.1<br>Gross enrolment ratio |                        |                        |                        | SDG 4.3<br>Primary<br>school<br>dropout rate | SDG 4.1<br>Survival rate to<br>the last grade of<br>lower secondary<br>general education | SDG 1.a<br>Government<br>expenditure<br>on education |                                     |
|------------------------------|------------------------------------|------------------------|-------------------------|---|----------------------------------|------------------------|------------------------|------------------------|--|--|--|-------------------------------------|
|                              | Adult<br>(% ages 15<br>and older)  |                        | Youth<br>(% ages 15–24) |   | Pre-primary                      | Primary                | Secondary              | Tertiary               |  |  |  |                                     |
|                              | Female                             | Male                   |                         |   |                                  |                        |                        |                        |  |  |  | (% of<br>preschool-age<br>children) |
|                              | 2006–2016 <sup>a</sup>             | 2006–2016 <sup>a</sup> | 2006–2016 <sup>a</sup>  |   | 2006–2017 <sup>a</sup>           | 2012–2017 <sup>a</sup> | 2012–2017 <sup>a</sup> | 2012–2017 <sup>a</sup> |  |  |  | 2012–2017 <sup>a</sup>              |
| 118                          | Bolivia (Plurinational State of)   | 92.5                   | 99.4                    | 99.4  | 58.2                             | 74                     | 98                     | 86                     | ..   | 4.1  | 96   | 7.3                                 |
| 119                          | Palestine, State of                | 96.9                   | 99.3                    | 99.5  | 60.4                             | 54                     | 94                     | 84                     | 43   | 1.7  | 85   | 5.7                                 |
| 120                          | Iraq                               | 43.7                   | 48.6                    | 57.0  | 47.7                             | ..                     | ..                     | ..                     | ..   | ..   | ..   | ..                                  |
| 121                          | El Salvador                        | 88.0                   | 98.4                    | 97.5  | 43.3                             | 66                     | 100                    | 74                     | 28   | 22.0   | 77   | 3.5                                 |
| 122                          | Kyrgyzstan                         | 99.2                   | 99.8                    | 99.7  | 98.4                             | 31                     | 106                    | 98                     | 46   | 1.7  | 97   | 6.0                                 |
| 123                          | Morocco                            | 69.4                   | 87.8                    | 94.6  | 31.3 <sup>b</sup>                | 50                     | 110                    | 70                     | 32   | 7.4  | 84   | ..                                  |
| 124                          | Nicaragua                          | ..                     | ..                      | ..  | 47.5 <sup>b</sup>                | ..                     | ..                     | ..                     | ..   | 51.6   | 64   | ..                                  |
| 125                          | Cabo Verde                         | 86.8                   | 98.7                    | 97.6  | 29.4                             | 72                     | 97                     | 85                     | 22   | 9.9  | 80   | 5.4                                 |
| 125                          | Guyana                             | 85.6                   | 97.0                    | 96.3  | 63.3 <sup>b</sup>                | 92                     | 96                     | 99                     | 12   | 7.8  | 88   | 3.2                                 |
| 127                          | Guatemala                          | 81.3                   | 93.3                    | 95.5  | 37.8                             | 45                     | 101                    | 64                     | 21   | 25.2   | 95   | 2.8                                 |
| 127                          | Tajikistan                         | ..                     | ..                      | ..  | 93.1 <sup>b</sup>                | 10                     | 99                     | 87                     | 31   | 1.0  | 97   | 5.2                                 |
| 129                          | Namibia                            | 88.3                   | 95.3                    | 93.5  | 40.4 <sup>b</sup>                | 22                     | 111                    | ..                     | ..   | 9.4  | 78   | ..                                  |
| 130                          | India                              | 69.3                   | 81.8                    | 90.0  | 51.6                             | 13                     | 115                    | 75                     | 27   | 9.8  | 97   | 3.8                                 |
| 131                          | Micronesia (Federated States of)   | ..                     | ..                      | ..  | ..                               | 33                     | 96                     | ..                     | ..   | ..   | ..   | 12.5                                |
| 132                          | Timor-Leste                        | 58.3                   | 78.6                    | 80.5  | ..                               | 16                     | 109                    | 74                     | ..   | 19.5   | 96   | ..                                  |
| 133                          | Honduras                           | 89.0                   | 97.2                    | 94.9  | 35.5                             | 41                     | 96                     | 65                     | 20   | 17.4   | 85   | 5.9                                 |
| 134                          | Bhutan                             | 57.0                   | 84.5                    | 90.4  | 9.6                              | 25                     | 95                     | 84                     | 11   | 21.1   | 83   | 7.4                                 |
| 134                          | Kiribati                           | ..                     | ..                      | ..  | ..                               | ..                     | 105                    | ..                     | ..   | ..   | 94   | ..                                  |
| 136                          | Bangladesh                         | 72.8                   | 93.5                    | 90.9  | 45.5 <sup>b</sup>                | 34                     | 119                    | 69                     | 17   | 33.8   | 87   | 2.5                                 |
| 137                          | Congo                              | 79.3                   | 76.9                    | 85.7  | 48.4 <sup>b</sup>                | 13                     | 104                    | 52                     | 9  | 29.7   | 81   | ..                                  |
| 138                          | Vanuatu                            | ..                     | ..                      | ..  | ..                               | 102                    | 120                    | 55                     | ..   | 28.5   | 71   | 5.5                                 |
| 139                          | Lao People's Democratic Republic   | 58.3                   | 67.1                    | 77.3  | 39.2 <sup>b</sup>                | 40                     | 110                    | 67                     | 17   | 20.4   | 77   | 2.9                                 |
| 140                          | Ghana                              | 71.5                   | 83.2                    | 88.3  | 62.1                             | 117                    | 105                    | 60                     | 16   | 15.0   | 79   | 6.2                                 |
| 141                          | Equatorial Guinea                  | ..                     | ..                      | ..  | ..                               | 43                     | 62                     | ..                     | ..   | 27.9   | 84   | ..                                  |
| 142                          | Kenya                              | 78.7                   | 86.1                    | 86.9  | 34.6                             | 77                     | 105                    | ..                     | ..   | 7.0  | 81   | 5.3                                 |
| 143                          | Sao Tome and Principe              | 90.1                   | 96.4                    | 97.1  | 38.9                             | 51                     | 110                    | 90                     | 13   | 7.3  | 81   | 3.7                                 |
| 144                          | Eswatini (Kingdom of)              | 83.1                   | 94.7                    | 92.2  | 31.3 <sup>b</sup>                | ..                     | 108                    | 67                     | 5  | 20.9   | 64   | 7.1                                 |
| 144                          | Zambia                             | 83.0                   | 86.5                    | 91.2  | 44.3 <sup>b</sup>                | ..                     | 102                    | ..                     | 4  | 44.5   | 89   | ..                                  |
| 146                          | Cambodia                           | 73.9                   | 85.9                    | 88.4  | 21.3                             | 19                     | 110                    | ..                     | 13   | 26.5   | 67   | 1.9                                 |
| 147                          | Angola                             | 66.0                   | 70.6                    | 84.9  | ..                               | ..                     | ..                     | ..                     | 9  | 68.1   | ..   | ..                                  |
| 148                          | Myanmar                            | 75.6                   | 84.4                    | 85.1  | 25.8 <sup>b</sup>                | 24                     | 112                    | 61                     | 16   | 25.2   | 69   | 2.2                                 |
| 149                          | Nepal                              | 59.6                   | 80.2                    | 89.9  | 34.6                             | 86                     | 134                    | 71                     | 12   | 26.5   | 95   | 3.7                                 |
| 150                          | Pakistan                           | 57.0                   | 65.5                    | 79.8  | 37.3                             | 72                     | 98                     | 46                     | 10   | 22.7   | 94   | 2.8                                 |
| 151                          | Cameroon                           | 71.3                   | 76.4                    | 85.4  | 36.2                             | 40                     | 119                    | 62                     | 17   | 42.9   | 89   | 2.8                                 |
| <b>LOW HUMAN DEVELOPMENT</b> |                                    |                        |                         |   |                                  |                        |                        |                        |  |  |  |                                     |
| 152                          | Solomon Islands                    | ..                     | ..                      | ..  | ..                               | 99                     | 115                    | 48                     | ..   | 36.6   | 85   | ..                                  |
| 153                          | Papua New Guinea                   | ..                     | ..                      | ..  | 12.2 <sup>b</sup>                | ..                     | 112                    | 40                     | ..   | ..   | ..   | ..                                  |
| 154                          | Tanzania (United Republic of)      | 77.9                   | 84.6                    | 87.0  | 14.3                             | 32                     | 81                     | 32                     | 4  | 33.3   | 58   | 3.5                                 |
| 155                          | Syrian Arab Republic               | ..                     | ..                      | ..  | 41.0                             | 6                      | 76                     | 49                     | 39   | 6.8  | 10   | ..                                  |
| 156                          | Zimbabwe                           | 88.7                   | 93.2                    | 87.6  | 58.7                             | 42                     | 99                     | 47                     | 8  | 23.1   | 94   | 7.5                                 |
| 157                          | Nigeria                            | 51.1                   | 58.0                    | 75.6  | ..                               | ..                     | 94                     | 56                     | ..   | 35.6   | ..   | ..                                  |
| 158                          | Rwanda                             | 68.3                   | 83.5                    | 81.1  | 15.8                             | 18                     | 137                    | 37                     | 8  | 41.9   | 78   | 3.5                                 |
| 159                          | Lesotho                            | 76.6                   | 94.0                    | 79.6  | 29.0 <sup>b</sup>                | 33                     | 104                    | 52                     | 9  | 30.7   | 67   | ..                                  |
| 159                          | Mauritania                         | 45.5                   | 47.7                    | 66.4  | 18.4 <sup>b</sup>                | 10                     | 94                     | 32                     | 5  | 62.9   | 71   | 2.6                                 |
| 161                          | Madagascar                         | 71.6                   | 75.3                    | 78.4  | ..                               | 29                     | 144                    | 38                     | 5  | 64.9   | 68   | 2.1                                 |
| 162                          | Uganda                             | 70.2                   | 81.7                    | 85.8  | 31.7                             | 13                     | 100                    | ..                     | 5  | 65.0   | 82   | 2.3                                 |
| 163                          | Benin                              | 32.9                   | 40.9                    | 63.9  | 25.4 <sup>b</sup>                | 24                     | 132                    | 59                     | 13   | 42.7   | 76   | 4.4                                 |
| 164                          | Senegal                            | 42.8                   | 51.0                    | 61.1  | 17.1                             | 16                     | 83                     | 48                     | 11   | 37.6   | 68   | 7.1                                 |
| 165                          | Comoros                            | 49.2                   | 69.6                    | 73.8  | ..                               | 21                     | 105                    | 61                     | 9  | 29.1   | 67   | 4.3                                 |
| 165                          | Togo                               | 63.7                   | 78.4                    | 89.7  | 39.1                             | 17                     | 124                    | ..                     | 12   | 45.9   | 13   | 5.1                                 |
| 167                          | Sudan                              | 53.5                   | 62.7                    | 68.7  | 17.0 <sup>b</sup>                | 48                     | 74                     | 46                     | 17   | 20.6   | 97   | ..                                  |
| 168                          | Afghanistan                        | 31.7                   | 32.1                    | 61.9  | 25.1 <sup>b</sup>                | ..                     | 105                    | 55                     | 8  | ..   | ..   | 3.2                                 |
| 168                          | Haiti                              | 48.7                   | 70.5                    | 74.4  | 33.2 <sup>b</sup>                | ..                     | ..                     | ..                     | ..   | ..   | ..   | ..                                  |
| 170                          | Côte d'Ivoire                      | 43.9                   | 47.0                    | 59.1  | 26.1                             | 8                      | 97                     | 46                     | 9  | 18.0   | 85   | 4.8                                 |
| 171                          | Malawi                             | 62.1                   | 73.4                    | 72.5  | 21.1 <sup>b</sup>                | 81                     | 139                    | 37                     | ..   | 45.9   | 31   | 4.7                                 |
| 172                          | Djibouti                           | ..                     | ..                      | ..  | ..                               | 7                      | 64                     | 44                     | ..   | 15.6   | 93   | ..                                  |
| 173                          | Ethiopia                           | 39.0                   | 47.0                    | 63.0  | 15.8                             | 30                     | 102                    | 35                     | 8  | 61.8   | 68   | 4.5                                 |
| 174                          | Gambia                             | 42.0                   | 56.1                    | 66.0  | 35.3 <sup>b</sup>                | 39                     | 97                     | ..                     | 3  | 24.9   | 96   | 2.8                                 |
| 175                          | Guinea                             | 32.0                   | 37.2                    | 57.0  | 11.7                             | ..                     | 94                     | 40                     | 11   | 34.1   | 76   | 2.4                                 |
| 176                          | Congo (Democratic Republic of the) | 77.0                   | 79.7                    | 91.0  | 50.7                             | 4                      | 108                    | 46                     | 7  | 54.7   | 90   | 2.3                                 |



| HDI rank  | SDG 4.6<br>Literacy rate                               |                        | SDG 4.6   | SDG 4.2                | SDG 4.1<br>Gross enrolment ratio |                               |                                      | SDG 4.3                     | SDG 1.a  |                                     |  |                                       |
|---|--|------------------------|---|------------------------|----------------------------------|-------------------------------|--------------------------------------|-----------------------------|--|-------------------------------------|--|---------------------------------------|
|   | Literacy rate  |                        | Population with at least some secondary education | Pre-primary            | Gross enrolment ratio            |                               |                                      | Primary school dropout rate | Survival rate to the last grade of lower secondary general education | Government expenditure on education |  |                                       |
|   | Adult (% ages 15 and older)                            | Youth (% ages 15–24)   |   |                        | (% ages 25 and older)            | (% of preschool-age children) | (% of primary school-age population) |                             |  |                                     | (% of secondary school-age population) | (% of tertiary school-age population) |
|   |  | Female                 | Male  |                        |                                  |                               |                                      |                             | (%)  | (% of GDP)                          |  |                                       |
|   | 2006–2016 <sup>a</sup>                                 | 2006–2016 <sup>a</sup> | 2006–2016 <sup>a</sup>                            | 2006–2017 <sup>a</sup> | 2012–2017 <sup>a</sup>           | 2012–2017 <sup>a</sup>        | 2012–2017 <sup>a</sup>               | 2012–2017 <sup>a</sup>      | 2007–2016 <sup>a</sup>   | 2006–2016 <sup>a</sup>              | 2012–2017 <sup>a</sup>                 |                                       |
| 177   | Guinea-Bissau  | 45.6                   | 49.8  | 71.3                   | ..                               | ..                            | ..                                   | ..                          | ..   | ..                                  | 2.1                                    |                                       |
| 178   | Yemen  | ..                     | ..  | ..                     | 27.1 <sup>b</sup>                | 2                             | 92                                   | 51                          | ..   | 30.5                                | 85                                     | ..                                    |
| 179   | Eritrea  | 64.7                   | 82.6  | 91.3                   | ..                               | 14                            | 54                                   | 33                          | 2  | 26.9                                | 80                                     | ..                                    |
| 180   | Mozambique   | 50.6                   | 56.5  | 79.8                   | 19.3                             | ..                            | 106                                  | 33                          | 7  | 66.8                                | 75                                     | 6.5                                   |
| 181   | Liberia  | 42.9                   | 37.2  | 63.5                   | 29.0 <sup>b</sup>                | 156                           | 94                                   | 37                          | 12   | 32.2                                | 92                                     | 2.8                                   |
| 182   | Mali   | 33.1                   | 39.2  | 60.5                   | 13.1                             | 4                             | 77                                   | 43                          | 5  | 38.4                                | 66                                     | 3.8                                   |
| 183   | Burkina Faso   | 34.6                   | 44.0  | 57.0                   | 8.5                              | 3                             | 91                                   | 36                          | 6  | 31.2                                | 72                                     | 4.2                                   |
| 184   | Sierra Leone   | 32.4                   | 50.9  | 64.5                   | 25.6 <sup>b</sup>                | 12                            | 115                                  | 40                          | ..   | 48.9                                | 80                                     | 2.9                                   |
| 185   | Burundi  | 61.6                   | 75.0  | 85.3                   | 9.3                              | 14                            | 131                                  | 48                          | 5  | 55.7                                | 72                                     | 5.4                                   |
| 186   | Chad   | 22.3                   | 22.4  | 40.7                   | ..                               | 1                             | 88                                   | 23                          | 3  | 49.0                                | 84                                     | 2.9                                   |
| 187   | South Sudan  | 26.8                   | 29.6  | 44.1                   | 33.2                             | 10                            | 67                                   | 10                          | ..   | ..                                  | ..                                     | 1.8                                   |
| 188   | Central African Republic                               | 36.8                   | 27.0  | 48.9                   | 21.8 <sup>b</sup>                | ..                            | 106                                  | 15                          | 3  | 53.4                                | 40                                     | ..                                    |
| 189   | Niger  | 15.5                   | 15.1  | 34.5                   | 6.6 <sup>b</sup>                 | 8                             | 74                                   | 24                          | 2  | 35.6                                | 57                                     | 6.0                                   |
| <b>OTHER COUNTRIES OR TERRITORIES</b>               |  |                        |   |                        |                                  |                               |                                      |                             |  |                                     |  |                                       |
| ..  | Korea (Democratic People's Rep. of)                    | 100.0                  | 100.0   | 100.0                  | ..                               | 50                            | ..                                   | 93                          | 28   | ..                                  | ..                                     | ..                                    |
| ..  | Monaco   | ..                     | ..  | ..                     | ..                               | ..                            | ..                                   | ..                          | ..   | ..                                  | 97                                     | 1.4                                   |
| ..  | Nauru  | ..                     | ..  | ..                     | ..                               | 69                            | 107                                  | 78                          | ..   | ..                                  | ..                                     | ..                                    |
| ..  | San Marino   | ..                     | ..  | ..                     | ..                               | 107                           | 93                                   | 95                          | 60   | 3.8                                 | 98                                     | ..                                    |
| ..  | Somalia  | ..                     | ..  | ..                     | ..                               | ..                            | ..                                   | ..                          | ..   | ..                                  | ..                                     | ..                                    |
| ..  | Tuvalu   | ..                     | ..  | ..                     | ..                               | 117                           | 119                                  | 96                          | ..   | 9.0                                 | ..                                     | ..                                    |
| <b>Human development groups</b>                     |  |                        |   |                        |                                  |                               |                                      |                             |  |                                     |  |                                       |
| ..  | Very high human development                            | ..                     | ..  | ..                     | 89.3                             | 83                            | 102                                  | 106                         | 71   | ..                                  | ..                                     | 4.9                                   |
| ..  | High human development                                 | 94.2                   | 99.1  | 99.2                   | 72.1                             | 76                            | 103                                  | 96                          | 50   | ..                                  | 88                                     | ..                                    |
| ..  | Medium human development                               | 74.3                   | 84.7  | 90.4                   | 51.1                             | 33                            | 110                                  | 73                          | 24   | 16.3                                | 93                                     | 3.9                                   |
| ..  | Low human development                                  | 52.5                   | 59.1  | 72.1                   | 24.8                             | 20                            | 98                                   | 43                          | 9  | 43.1                                | 69                                     | ..                                    |
| <b>Developing countries</b>                         |  |                        |   |                        |                                  |                               |                                      |                             |  |                                     |  |                                       |
| <b>Regions</b>                                      |  |                        |   |                        |                                  |                               |                                      |                             |  |                                     |  |                                       |
| ..  | Arab States  | 73.4                   | 82.4  | 86.7                   | 50.4                             | 30                            | 98                                   | 74                          | 36   | 12.3                                | 82                                     | ..                                    |
| ..  | East Asia and the Pacific                              | 94.4                   | 98.4  | 98.6                   | 71.0                             | 78                            | 103                                  | 92                          | 41   | ..                                  | 91                                     | ..                                    |
| ..  | Europe and Central Asia                                | 98.2                   | 99.6  | 99.9                   | 81.2                             | 41                            | 102                                  | 99                          | 62   | 5.9                                 | 94                                     | 4.3                                   |
| ..  | Latin America and the Caribbean                        | 92.8                   | 98.3  | 98.0                   | 59.6                             | 75                            | 107                                  | 96                          | 49   | ..                                  | 81                                     | 5.5                                   |
| ..  | South Asia   | 68.7                   | 80.7  | 88.7                   | 50.4                             | 23                            | 112                                  | 71                          | 25   | 13.5                                | 96                                     | 3.6                                   |
| ..  | Sub-Saharan Africa                                     | 59.9                   | 65.6  | 76.5                   | 34.0                             | 29                            | 100                                  | 46                          | 9  | 43.0                                | 74                                     | 4.9                                   |
| <b>Least developed countries</b>                    |  |                        |   |                        |                                  |                               |                                      |                             |  |                                     |  |                                       |
| <b>Small island developing states</b>               |  |                        |   |                        |                                  |                               |                                      |                             |  |                                     |  |                                       |
| ..  | Organisation for Economic Co-operation and Development | ..                     | ..  | ..                     | 86.0                             | 79                            | 102                                  | 105                         | 68   | ..                                  | ..                                     | 5.0                                   |
| <b>World</b>  |  |                        |   |                        |                                  |                               |                                      |                             |  |                                     |  |                                       |
| <b>82.1 85.5 90.7 66.5 50 105 79 36 21.4 89 4.8</b> |  |                        |   |                        |                                  |                               |                                      |                             |  |                                     |  |                                       |

TABLE 9

**NOTES**

- a Data refer to the most recent year available during the period specified.
- b Based on Barro and Lee (2016).

**DEFINITIONS**

**Adult literacy rate:** Percentage of the population ages 15 and older that can, with understanding, both read and write a short simple statement on everyday life.

**Youth literacy rate:** Percentage of the population ages 15–24 that can, with understanding, both read and write a short simple statement on everyday life.

**Population with at least some secondary education:** Percentage of the population ages 25 and older that has reached (but not necessarily completed) a secondary level of education.

**Gross enrolment ratio:** Total enrolment in a given level of education (pre-primary, primary, secondary or tertiary), regardless of age, expressed as a percentage of the official school-age population for the same level of education.

**Primary school dropout rate:** Percentage of students from a given cohort who have enrolled in primary school but who drop out before reaching the last grade of primary education. It is calculated as 100 minus the survival rate to the last grade of primary education and assumes that observed flow rates remain unchanged throughout the cohort life and that dropouts do not re-enter school.

**Survival rate to the last grade of lower secondary general education:** Percentage of a cohort of students enrolled in the first grade of a lower secondary general education in a given school

year who are expected to reach the last grade, regardless of repetition.

**Government expenditure on education:** Current, capital and transfer spending on education, expressed as a percentage of GDP.

**MAIN DATA SOURCES**

**Columns 1–3 and 5–10:** UNESCO Institute for Statistics (2018).

**Column 4:** UNESCO Institute for Statistics (2018) and Barro and Lee (2016).

**Column 11:** World Bank (2018a).

## National income and composition of resources

| HDI rank                           | SDG 8.1                      |               |                        |                               |  |                        | SDG 17.4                 |  |  |                    |                      |                  |
|------------------------------------|------------------------------|---------------|------------------------|-------------------------------|--|------------------------|--------------------------|--|--|--------------------|----------------------|------------------|
|                                    | Gross domestic product (GDP) |               |                        | Gross fixed capital formation | General government final consumption expenditure |                        | Total tax revenue        | Taxes on income, profits and capital gains | Debts  |                    | Prices               |                  |
|                                    | Total                        | Per capita    |                        |                               | Total  | Average annual         |                          |  | Domestic credit provided by financial sector | Total debt service | Consumer price index |                  |
|                                    | (2011 PPP \$ billions)       | (2011 PPP \$) | Annual growth (%)      | (% of GDP)                    | (% of GDP)                                       | (% of GDP)             | (% of total tax revenue) | (% of GDP)                                 | (% of GNI)                                   | (2010=100)         |                      |                  |
| 2017                               | 2017                         | 2017          | 2012–2017 <sup>a</sup> | 2012–2017 <sup>a</sup>        | 2012–2017 <sup>a</sup>                           | 2007–2017 <sup>a</sup> | 2007–2017 <sup>a</sup>   | 2012–2017 <sup>a</sup>                     | 2016   | 2017               |                      |                  |
| <b>VERY HIGH HUMAN DEVELOPMENT</b> |                              |               |                        |                               |  |                        |                          |  |  |                    |                      |                  |
| 1                                  | Norway                       | 342.3         | 64,800                 | 1.0                           | 24.1   | 24.0                   | 2.2                      | 22.0                                       | 21.1   | 150.3              | ..                   | 115              |
| 2                                  | Switzerland                  | 486.0         | 57,410                 | 0.0                           | 24.5   | 12.0                   | 1.0                      | 9.8  | 22.8   | 179.7              | ..                   | 98               |
| 3                                  | Australia                    | 1,098.3       | 44,649                 | 0.3                           | 24.0   | 18.5                   | 4.1                      | 22.3                                       | 64.2   | 177.1              | ..                   | 116              |
| 4                                  | Ireland                      | 324.1         | 67,335                 | 6.5                           | 23.4   | 12.0                   | 1.8                      | 18.8                                       | 40.4   | 84.2               | ..                   | 105              |
| 5                                  | Germany                      | 3,740.2       | 45,229                 | 1.8                           | 20.3   | 19.5                   | 1.5                      | 11.2                                       | 17.4   | 127.3              | ..                   | 109              |
| 6                                  | Iceland                      | 15.9          | 46,483                 | 1.9                           | 22.1   | 23.3                   | 2.6                      | 38.5                                       | 21.0   | 100.2              | ..                   | 122              |
| 7                                  | Hong Kong, China (SAR)       | 414.3         | 56,055                 | 3.0                           | 21.8   | 9.9                    | 3.4                      | ..   | ..   | 210.6              | ..                   | 126 <sup>b</sup> |
| 7                                  | Sweden                       | 472.7         | 46,949                 | 0.8                           | 24.9   | 26.0                   | 0.4                      | 27.7                                       | 16.0   | 165.1              | ..                   | 106              |
| 9                                  | Singapore                    | 480.0         | 85,535                 | 3.5                           | 24.8   | 10.9                   | 4.1                      | 13.7                                       | 32.4   | 140.8              | ..                   | 113              |
| 10                                 | Netherlands                  | 830.5         | 48,473                 | 2.5                           | 20.3   | 24.3                   | 1.2                      | 22.2                                       | 26.9   | 191.9              | ..                   | 111              |
| 11                                 | Denmark                      | 269.3         | 46,683                 | 1.5                           | 20.4   | 25.0                   | 1.2                      | 33.7                                       | 44.4   | 200.7              | ..                   | 109              |
| 12                                 | Canada                       | 1,615.8       | 44,018                 | 1.8                           | 23.0   | 20.8                   | 2.3                      | 12.2                                       | 54.2   | ..                 | ..                   | 112              |
| 13                                 | United States                | 17,662.3      | 54,225                 | 1.5                           | 19.5   | 14.3                   | 1.0                      | 10.9                                       | 53.7   | 241.9              | ..                   | 112              |
| 14                                 | United Kingdom               | 2,624.6       | 39,753                 | 1.1                           | 16.9   | 18.4                   | 0.1                      | 25.6                                       | 33.7   | 167.5              | ..                   | 116              |
| 15                                 | Finland                      | 223.7         | 40,586                 | 2.3                           | 22.6   | 23.1                   | 1.3                      | 21.0                                       | 15.4   | 120.8              | ..                   | 110              |
| 16                                 | New Zealand                  | 173.0         | 36,086                 | 0.9                           | 24.0   | 18.0                   | 2.0                      | 27.2                                       | 51.8   | ..                 | ..                   | 111              |
| 17                                 | Belgium                      | 485.1         | 42,659                 | 1.4                           | 23.3   | 23.4                   | 1.3                      | 23.1                                       | 32.7   | 135.7              | ..                   | 113              |
| 17                                 | Liechtenstein                | ..            | ..                     | ..                            | ..   | ..                     | ..                       | ..   | ..   | ..                 | ..                   | ..               |
| 19                                 | Japan                        | 4,944.9       | 39,002                 | 1.9                           | 23.5   | 19.8                   | 1.3                      | 11.1                                       | 46.5   | 345.1              | ..                   | 104              |
| 20                                 | Austria                      | 400.3         | 45,437                 | 2.2                           | 23.5   | 19.5                   | 0.9                      | 25.7                                       | 26.4   | 126.7              | ..                   | 114              |
| 21                                 | Luxembourg                   | 56.5          | 94,278                 | -0.7                          | 17.0   | 16.4                   | 1.8                      | 25.7                                       | 30.5   | 193.5              | ..                   | 111              |
| 22                                 | Israel                       | 288.7         | 33,132                 | 1.4                           | 20.3   | 22.3                   | 3.9                      | 23.4                                       | 30.1   | 81.1               | ..                   | 106              |
| 22                                 | Korea (Republic of)          | 1,849.6       | 35,938                 | 2.6                           | 31.1   | 15.3                   | 3.4                      | 14.8                                       | 27.2   | 170.1              | ..                   | 113              |
| 24                                 | France                       | 2,591.2       | 38,606                 | 1.4                           | 22.5   | 23.6                   | 1.5                      | 23.1                                       | 25.4   | 157.7              | ..                   | 107              |
| 25                                 | Slovenia                     | 64.9          | 31,401                 | 4.9                           | 18.5   | 18.3                   | 2.3                      | 18.6                                       | 10.9   | 68.1               | ..                   | 107              |
| 26                                 | Spain                        | 1,596.1       | 34,272                 | 2.9                           | 20.6   | 18.5                   | 1.6                      | 13.8                                       | 33.6   | 178.6              | ..                   | 108              |
| 27                                 | Czechia                      | 345.3         | 32,606                 | 4.0                           | 25.2   | 19.1                   | 1.6                      | 14.7                                       | 14.8   | 62.1               | ..                   | 111              |
| 28                                 | Italy                        | 2,132.6       | 35,220                 | 1.6                           | 17.5   | 18.6                   | 0.1                      | 23.7                                       | 31.2   | 166.2              | ..                   | 109              |
| 29                                 | Malta                        | 17.0          | 36,513                 | 4.1                           | 23.2   | 16.5                   | -1.8                     | 26.2                                       | 34.5   | 117.3              | ..                   | 110              |
| 30                                 | Estonia                      | 38.8          | 29,481                 | 4.9                           | 23.7   | 20.3                   | 0.8                      | 1.4  | 20.4   | 4.8                | ..                   | 115              |
| 31                                 | Greece                       | 264.4         | 24,574                 | 1.5                           | 12.6   | 20.0                   | -1.1                     | 26.7                                       | 18.7   | 116.7              | ..                   | 101              |
| 32                                 | Cyprus                       | 27.8          | 32,415                 | 2.6 <sup>b</sup>              | 21.1   | 14.9                   | 2.7                      | 24.3                                       | 23.8   | 241.3              | ..                   | 101              |
| 33                                 | Poland                       | 1,033.6       | 27,216                 | 4.5                           | 18.0   | 17.5                   | 2.7                      | 16.2                                       | 12.3   | 73.7               | ..                   | 110              |
| 34                                 | United Arab Emirates         | 632.6         | 67,293                 | -0.6                          | 23.0   | 12.3                   | 3.4                      | 0.0  | ..   | 100.8              | ..                   | 113              |
| 35                                 | Andorra                      | ..            | ..                     | 2.3                           | ..   | ..                     | ..                       | ..   | ..   | ..                 | ..                   | ..               |
| 35                                 | Lithuania                    | 83.5          | 29,524                 | 5.3                           | 18.8   | 16.5                   | 1.2                      | 4.9  | 17.0   | 13.4               | ..                   | 113              |
| 37                                 | Qatar                        | 308.6         | 116,936                | -1.1                          | ..   | 23.1                   | 1.1                      | 14.7                                       | 40.2   | 147.2              | ..                   | 115 <sup>b</sup> |
| 38                                 | Slovakia                     | 164.0         | 30,155                 | 3.2                           | 21.2   | 19.2                   | 0.2                      | 17.4                                       | 18.8   | 79.2               | ..                   | 110              |
| 39                                 | Brunei Darussalam            | 30.8          | 71,809                 | 0.0                           | 34.6   | 26.5                   | 7.4                      | ..   | ..   | 28.6               | ..                   | 99               |
| 39                                 | Saudi Arabia                 | 1,615.5       | 49,045                 | -2.7                          | 22.7   | 24.9                   | 0.8                      | ..   | ..   | 39.1               | ..                   | 122              |
| 41                                 | Latvia                       | 48.6          | 25,064                 | 5.6                           | 19.9   | 18.1                   | 4.1                      | 23.9                                       | 10.3   | 76.3               | ..                   | 111              |
| 41                                 | Portugal                     | 287.6         | 27,937                 | 3.0                           | 16.2   | 17.6                   | -0.2                     | 22.5                                       | 24.1   | 154.1              | ..                   | 109              |
| 43                                 | Bahrain                      | 64.6          | 43,291                 | -0.8                          | 25.9   | 17.1                   | 0.3                      | 1.1  | 0.5  | 90.9               | ..                   | 115              |
| 44                                 | Chile                        | 411.1         | 22,767                 | 0.7                           | 21.6   | 14.0                   | 4.0                      | 17.4                                       | 33.9   | 128.0              | ..                   | 125              |
| 45                                 | Hungary                      | 261.9         | 26,778                 | 4.3                           | 21.5   | 20.1                   | 0.3                      | 23.4                                       | 17.3   | 58.4               | ..                   | 114              |
| 46                                 | Croatia                      | 93.5          | 22,670                 | 4.0                           | 19.9   | 19.7                   | 2.0                      | 19.1                                       | 6.0  | 77.0               | ..                   | 107              |
| 47                                 | Argentina                    | 838.2         | 18,934                 | 1.9                           | 14.8   | 18.1                   | 2.0                      | 12.2                                       | 12.4   | 39.2               | 4.8                  | ..               |
| 48                                 | Oman                         | 176.0         | 37,961                 | -4.8                          | 34.3   | 27.8                   | 0.8                      | 2.5  | 2.6  | 69.5               | ..                   | 112              |
| 49                                 | Russian Federation           | 3,636.7       | 24,766                 | -0.4 <sup>b</sup>             | 21.7   | 18.0                   | 0.4                      | 9.1  | -1.3   | 52.8               | 5.7                  | 168              |
| 50                                 | Montenegro                   | 10.2          | 16,409                 | 4.3                           | 25.2   | 18.7                   | 1.3                      | ..   | ..   | 60.4               | 11.2                 | 113              |
| 51                                 | Bulgaria                     | 131.4         | 18,563                 | 4.3                           | 19.2   | 16.0                   | 3.2                      | 20.0                                       | 16.1   | 55.3               | 15.3                 | 108              |
| 52                                 | Romania                      | 456.6         | 23,313                 | 7.6                           | 22.6   | 15.1                   | 0.7                      | 16.8                                       | 20.9   | 32.9               | 10.3                 | 114              |
| 53                                 | Belarus                      | 163.2         | 17,168                 | 2.4                           | 25.0   | 14.6                   | -1.3                     | 13.8                                       | 2.4  | 41.9               | 13.0                 | ..               |
| 54                                 | Bahamas                      | 11.0          | 27,718                 | 0.4                           | 26.3   | 13.0                   | 9.6                      | 14.2                                       | ..   | 72.4               | ..                   | 111              |
| 55                                 | Uruguay                      | 71.0          | 20,551                 | 2.3                           | 16.7   | 14.3                   | -1.3                     | 23.7                                       | 31.0   | 35.3               | ..                   | 175              |
| 56                                 | Kuwait                       | 271.1         | 65,531                 | -4.8                          | ..   | 25.9                   | 2.9                      | 1.4  | 0.6  | 92.2               | ..                   | 125              |
| 57                                 | Malaysia                     | 847.8         | 26,808                 | 4.4                           | 25.3   | 12.2                   | 5.4                      | 13.8                                       | 46.9   | 145.3              | 3.6                  | 120              |
| 58                                 | Barbados                     | 4.9           | 16,978                 | 1.4                           | 17.6   | 13.1                   | ..                       | 26.1                                       | 29.7   | ..                 | ..                   | 124              |
| 58                                 | Kazakhstan                   | 433.9         | 24,056                 | 2.6                           | 22.7   | 11.6                   | 2.3                      | 9.9  | 29.1   | 41.9               | 16.3                 | 169              |

| HDI rank                        | SDG 8.1<br>Gross domestic product (GDP)   |                    |                     |                        |   |  | SDG 17.4<br>Debts         |                                 |  |  |                                  | Prices               |
|---------------------------------|---|--------------------|---------------------|------------------------|---|--|---------------------------|---------------------------------|--|--|----------------------------------|----------------------|
|                                 | Total                                     |                    | Per capita          |                        | Gross fixed capital formation<br>(% of GDP) | General government final consumption expenditure |                           | Total tax revenue<br>(% of GDP) | Taxes on income, profits and capital gains<br>(% of total tax revenue) | Domestic credit provided by financial sector<br>(% of GDP) | Total debt service<br>(% of GNI) | Consumer price index |
|                                 | (2011 PPP \$ billions)                    | (2011 PPP \$)      | Annual growth (%)   | (% of GDP)             |   | Total (% of GDP)                                 | Average annual growth (%) |                                 |  |  |                                  | (2010=100)           |
|                                 | 2017                                      | 2017               | 2017                | 2012–2017 <sup>a</sup> | 2012–2017 <sup>a</sup>                      | 2012–2017 <sup>a</sup>                           | 2007–2017 <sup>a</sup>    | 2007–2017 <sup>a</sup>          | 2012–2017 <sup>a</sup>   | 2016   | 2017                             |                      |
| <b>HIGH HUMAN DEVELOPMENT</b>   |   |                    |                     |                        |   |  |                           |                                 |  |  |                                  |                      |
| 60                              | Iran (Islamic Republic of)                | 1,548.8            | 19,083              | 3.2                    | 20.5  | 13.2   | 3.7                       | 7.4                             | 19.3   | 77.6   | 0.5                              | 340                  |
| 60                              | Palau                                     | 0.3                | 13,240              | -4.7                   | 23.3  | 27.9   | 0.8                       | 19.7                            | 8.0  | ..   | ..                               | 118                  |
| 62                              | Seychelles                                | 2.5                | 26,382              | 2.9                    | 35.3  | 27.5   | ..                        | 31.7                            | 29.4   | 44.5   | ..                               | 123                  |
| 63                              | Costa Rica                                | 76.2               | 15,525              | 2.2                    | 17.2  | 17.3   | 2.9                       | 14.0                            | 15.8   | 82.8   | 5.2                              | 123                  |
| 64                              | Turkey                                    | 2,029.1            | 25,129              | 5.8                    | 29.8  | 14.5   | 5.0                       | 18.3                            | 16.3   | 77.9   | 8.9                              | 175                  |
| 65                              | Mauritius                                 | 25.7               | 20,293              | 3.7                    | 17.3  | 15.1   | 2.4                       | 18.1                            | 19.2   | 124.9  | 17.3                             | 125                  |
| 66                              | Panama                                    | 91.3               | 22,267              | 3.7                    | 40.6  | 10.6   | 8.4                       | ..                              | ..   | 83.3   | 12.6                             | 122                  |
| 67                              | Serbia                                    | 98.7               | 14,049              | 2.4                    | 18.5  | 15.9   | 1.0                       | 19.7                            | 7.6  | 54.2   | 16.5                             | 139                  |
| 68                              | Albania                                   | 33.9               | 11,803              | 3.9                    | 25.2  | 11.5   | 2.5                       | 17.6                            | 11.5   | 63.3   | 4.6                              | 115                  |
| 69                              | Trinidad and Tobago                       | 39.4               | 28,763              | -2.6                   | ..  | ..   | ..                        | 27.1                            | 48.5   | 47.7   | ..                               | 140                  |
| 70                              | Antigua and Barbuda                       | 2.2                | 21,491              | 2.3                    | ..  | ..   | ..                        | 16.5                            | 10.7   | 59.4   | ..                               | 112                  |
| 70                              | Georgia                                   | 36.2               | 9,745               | 5.0                    | 29.5  | 17.1   | -2.1                      | 23.5                            | 35.4   | 61.6   | 19.7                             | 124                  |
| 72                              | Saint Kitts and Nevis                     | 1.4                | 24,654              | 0.8                    | ..  | ..   | ..                        | 20.4                            | 24.9   | 76.3   | ..                               | 106                  |
| 73                              | Cuba                                      | ..                 | ..                  | 4.2 <sup>c</sup>       | 8.6   | 32.2   | 0.0                       | ..                              | ..   | ..   | ..                               | ..                   |
| 74                              | Mexico                                    | 2,239.2            | 17,336              | 0.8                    | 22.3  | 11.8   | 0.1                       | 13.6                            | 35.7   | 55.2   | 7.6                              | 130                  |
| 75                              | Grenada                                   | 1.5                | 13,594              | 3.2                    | ..  | ..   | ..                        | 19.4                            | 14.9   | 49.2   | 3.4                              | 107                  |
| 76                              | Sri Lanka                                 | 250.2              | 11,669              | 2.0                    | 26.4  | 8.5  | -5.2                      | 12.3                            | 15.3   | 71.9   | 4.0                              | 147                  |
| 77                              | Bosnia and Herzegovina                    | 41.1               | 11,714              | 3.3                    | 16.8  | 19.8   | 1.6                       | 20.0                            | 7.5  | 56.8   | 15.8                             | 104                  |
| 78                              | Venezuela (Bolivarian Republic of)        | 514.7 <sup>d</sup> | 16,745 <sup>d</sup> | -5.2 <sup>d</sup>      | 21.6  | 14.6   | 0.6                       | ..                              | ..   | 61.9   | 5.0 <sup>d</sup>                 | 2,740 <sup>b</sup>   |
| 79                              | Brazil                                    | 2,951.7            | 14,103              | 0.2                    | 15.6  | 20.0   | -0.6                      | 12.9                            | 21.8   | 111.3  | 6.7                              | 156                  |
| 80                              | Azerbaijan                                | 156.3              | 15,847              | -1.0                   | 23.6  | 11.5   | 2.2                       | 15.6                            | 17.3   | 29.5   | 4.2                              | 149                  |
| 80                              | Lebanon                                   | 81.3               | 13,368              | 0.8                    | 21.8  | 13.3   | -4.8                      | 13.9                            | 21.3   | 209.6  | 9.0                              | 119                  |
| 80                              | The former Yugoslav Republic of Macedonia | 27.3               | 13,111              | -0.1                   | 23.3  | 15.6   | -1.5                      | 16.8                            | 15.6   | 59.8   | 8.4                              | 111                  |
| 83                              | Armenia                                   | 25.8               | 8,788               | 7.3                    | 17.3  | 14.2   | 13.1                      | 21.3                            | 39.8   | 58.2   | 13.8                             | 124                  |
| 83                              | Thailand                                  | 1,123.8            | 16,278              | 3.6                    | 24.0  | 16.9   | 1.7                       | 15.5                            | 30.7   | 164.7  | 3.6                              | 111                  |
| 85                              | Algeria                                   | 574.9              | 13,914              | -0.1                   | 29.9  | 17.3   | 1.3                       | 37.2                            | 60.2   | 66.8   | 0.2                              | 142                  |
| 86                              | China                                     | 21,223.9           | 15,309              | 6.3                    | 41.9  | 14.3   | ..                        | 9.4                             | 20.6   | 215.2  | 1.1                              | 119                  |
| 86                              | Ecuador                                   | 175.9              | 10,582              | 1.5                    | 24.3  | 14.4   | 3.8                       | ..                              | ..   | 38.1   | 5.5                              | 124                  |
| 88                              | Ukraine                                   | 335.4              | 7,894               | 2.7 <sup>b</sup>       | 16.0  | 20.4   | 3.3                       | 19.6                            | 15.2   | 58.7   | 16.0                             | 235                  |
| 89                              | Peru                                      | 393.6              | 12,237              | 1.3                    | 20.6  | 13.4   | 4.4                       | 13.8                            | 31.5   | ..   | 3.6                              | 125                  |
| 90                              | Colombia                                  | 650.4              | 13,255              | 0.9                    | 22.9  | 19.1   | 4.0                       | 13.3                            | 17.5   | 53.7   | 4.8                              | 132                  |
| 90                              | Saint Lucia                               | 2.3                | 12,952              | 2.2                    | ..  | ..   | ..                        | 20.4                            | 22.8   | 74.0   | 2.7                              | 108                  |
| 92                              | Fiji                                      | 7.9                | 8,703               | 3.0                    | 16.4  | 24.1   | ..                        | 25.5                            | 22.5   | 120.9  | 2.9                              | 125                  |
| 92                              | Mongolia                                  | 36.4               | 11,841              | 4.2                    | 23.8  | 12.3   | -3.2                      | 11.3                            | 9.6  | 65.3   | 15.5                             | 172                  |
| 94                              | Dominican Republic                        | 157.2              | 14,601              | 3.4                    | 21.9  | 12.2   | 6.5                       | 13.5                            | 25.3   | 57.8   | 5.7                              | 129                  |
| 95                              | Jordan                                    | 80.9               | 8,337               | -0.6                   | 20.0  | 19.8   | 2.4                       | 15.3                            | 10.8   | 108.3  | 6.4                              | 119                  |
| 95                              | Tunisia                                   | 125.1              | 10,849              | 0.8                    | 19.6  | 20.0   | 10.3                      | 21.1                            | 26.7   | 96.9   | 4.6                              | 138                  |
| 97                              | Jamaica                                   | 23.7               | 8,194               | 0.2                    | 21.7  | 13.7   | 0.7                       | 26.1                            | 31.9   | 53.7   | 14.2                             | 151                  |
| 98                              | Tonga                                     | 0.6                | 5,426               | 1.8                    | 33.0  | 18.9   | ..                        | ..                              | ..   | 32.6   | 3.7                              | 113 <sup>b</sup>     |
| 99                              | Saint Vincent and the Grenadines          | 1.2                | 10,727              | 1.4                    | ..  | ..   | ..                        | 23.9                            | 24.9   | 56.1   | 4.2                              | 107                  |
| 100                             | Suriname                                  | 7.8                | 13,767              | -0.8                   | 56.5  | 11.7   | ..                        | 19.5                            | 31.9   | 48.2   | ..                               | 264                  |
| 101                             | Botswana                                  | 36.2               | 15,807              | 0.5                    | 31.1  | 18.1   | 0.5                       | 20.8                            | 29.3   | 17.1   | 1.1                              | 141                  |
| 101                             | Maldives                                  | 6.6                | 15,184              | 6.7                    | ..  | ..   | ..                        | 19.5                            | 20.4   | 68.5   | 3.2                              | 136                  |
| 103                             | Dominica                                  | 0.7                | 9,673               | -4.7                   | ..  | ..   | ..                        | 22.1                            | 13.7   | 32.4   | 4.7                              | 103                  |
| 104                             | Samoa                                     | 1.2                | 6,022               | 1.8                    | ..  | ..   | ..                        | 24.3                            | 19.0   | 78.7   | 3.0                              | 112                  |
| 105                             | Uzbekistan                                | 202.5              | 6,253               | 3.5                    | 24.9  | 15.1   | ..                        | 17.3                            | 19.9   | ..   | 2.0                              | ..                   |
| 106                             | Belize                                    | 2.9                | 7,824               | -1.2                   | 18.6  | 16.7   | 2.0                       | 23.4                            | 28.9   | 71.9   | 5.8                              | 106                  |
| 106                             | Marshall Islands                          | 0.2                | 3,819               | 2.4                    | 16.2  | 53.9   | 3.5                       | 17.8                            | 11.3   | ..   | ..                               | ..                   |
| 108                             | Libya                                     | 114.0              | 17,882              | 25.1                   | ..  | ..   | ..                        | ..                              | ..   | 40.3   | ..                               | 126 <sup>e</sup>     |
| 108                             | Turkmenistan                              | 94.4               | 16,389              | 4.7                    | 47.2  | 8.9  | ..                        | ..                              | ..   | ..   | 0.1                              | ..                   |
| 110                             | Gabon                                     | 33.5               | 16,562              | -1.2                   | 27.9  | 14.6   | -4.3                      | ..                              | ..   | 18.7   | 2.6                              | 111 <sup>b</sup>     |
| 110                             | Paraguay                                  | 60.1               | 8,827               | -0.5                   | 19.1  | 11.8   | 1.5                       | 13.2                            | 12.8   | 44.0   | 5.1                              | 135                  |
| 112                             | Moldova (Republic of)                     | 18.4               | 5,190               | 4.6                    | 21.9  | 19.0   | 0.0                       | 19.3                            | 11.1   | 24.3   | 6.0                              | 154                  |
| <b>MEDIUM HUMAN DEVELOPMENT</b> |   |                    |                     |                        |   |  |                           |                                 |  |  |                                  |                      |
| 113                             | Philippines                               | 797.3              | 7,599               | 5.1                    | 25.2  | 11.3   | 7.3                       | 13.7                            | 42.0   | 66.3   | 2.9                              | 120                  |
| 113                             | South Africa                              | 697.3              | 12,295              | 0.1                    | 18.7  | 20.9   | 0.6                       | 27.1                            | 49.3   | 78.7   | 4.4                              | 146                  |
| 115                             | Egypt                                     | 1,029.2            | 10,550              | 2.2                    | 14.8  | 10.1   | 2.5                       | 12.5                            | 24.1   | 99.0   | 2.0                              | 231                  |
| 116                             | Indonesia                                 | 2,953.7            | 11,189              | 3.9                    | 32.2  | 9.1  | 2.1                       | 10.3                            | 42.8   | 47.0   | 7.5                              | 142                  |
| 116                             | Viet Nam                                  | 589.7              | 6,172               | 5.7                    | 23.1  | 6.5  | 7.3                       | 19.1                            | 35.5   | 141.8  | 3.7                              | 156                  |

**TABLE 10 NATIONAL INCOME AND COMPOSITION OF RESOURCES**

| HDI rank                               | SDG 8.1<br>Gross domestic product (GDP) |               |                   |                        |   |  | SDG 17.4<br>Debts      |                                 |  |  |                                  | Prices                             |
|--|---|---------------|-------------------|------------------------|---|--|------------------------|---------------------------------|--|--|----------------------------------|------------------------------------|
|  | Total                                   |               | Per capita        |                        | Gross fixed capital formation<br>(% of GDP) | General government final consumption expenditure |                        | Total tax revenue<br>(% of GDP) | Taxes on income, profits and capital gains<br>(% of total tax revenue) | Domestic credit provided by financial sector<br>(% of GDP) | Total debt service<br>(% of GNI) | Consumer price index<br>(2010=100) |
|  | (2011 PPP \$ billions)                  | (2011 PPP \$) | Annual growth (%) | Total (% of GDP)       |   | Average annual growth (%)                        |                        |                                 |  |  |                                  |                                    |
|  | 2017                                    | 2017          | 2017              | 2012–2017 <sup>a</sup> | 2012–2017 <sup>a</sup>                      | 2012–2017 <sup>a</sup>                           | 2007–2017 <sup>a</sup> | 2007–2017 <sup>a</sup>          | 2012–2017 <sup>a</sup>   | 2016   | 2017                             |                                    |
| 118 Bolivia (Plurinational State of)   | 76.1                                    | 6,886         | 2.7               | 21.3                   | 17.0  | 4.9  | 17.0                   | 9.6                             | 68.3   | 2.3  | 142                              |                                    |
| 119 Palestine, State of                | 20.8                                    | 4,450         | -6.1              | 22.4                   | 26.3  | 0.9  | 5.6                    | 3.3                             | ..   | ..   | 111 <sup>b</sup>                 |                                    |
| 120 Iraq                               | 599.5                                   | 15,664        | -3.6              | 17.4                   | 20.7  | ..   | 2.0                    | 4.8                             | 8.7  | ..   | 119                              |                                    |
| 121 El Salvador                        | 46.5                                    | 7,292         | 1.8               | 15.5                   | 15.8  | 0.8  | 17.6                   | 28.3                            | 89.3   | 5.3  | 110                              |                                    |
| 122 Kyrgyzstan                         | 21.0                                    | 3,393         | 2.5               | 30.3                   | 17.4  | 1.5  | 16.9                   | 10.8                            | 20.5   | 6.9  | 152                              |                                    |
| 123 Morocco                            | 271.6                                   | 7,485         | -0.2 <sup>b</sup> | 30.5                   | 19.3  | 0.8  | 23.3                   | 25.4                            | 109.4  | 3.7  | 109                              |                                    |
| 124 Nicaragua                          | 33.1                                    | 5,321         | 3.7               | 28.1                   | 15.3  | 3.5  | 16.3                   | 34.6                            | 51.4   | 6.3  | 147                              |                                    |
| 125 Cabo Verde                         | 3.4                                     | 6,223         | 2.6               | 34.5                   | 19.1  | 2.0  | 17.9                   | 24.1                            | 86.7   | 2.8  | 108                              |                                    |
| 125 Guyana                             | 5.8                                     | 7,435         | 2.3               | 30.1                   | 19.0  | ..   | ..                     | ..                              | 60.2   | 2.3  | 110 <sup>b</sup>                 |                                    |
| 127 Guatemala                          | 125.6                                   | 7,424         | 0.7               | 12.3                   | 9.7   | 1.5  | 10.4                   | 35.8                            | 40.5   | 4.6  | 133                              |                                    |
| 127 Tajikistan                         | 25.8                                    | 2,897         | 4.9               | 30.7                   | 14.1  | 1.1  | ..                     | ..                              | 15.8   | 7.8  | 149 <sup>b</sup>                 |                                    |
| 129 Namibia                            | 24.2                                    | 9,542         | -2.9              | 16.0                   | 24.5  | 1.9  | 28.5                   | 40.4                            | 78.9   | ..   | 146                              |                                    |
| 130 India                              | 8,606.5                                 | 6,427         | 5.4               | 28.5                   | 11.4  | 10.9   | 11.0                   | 46.6                            | 75.0   | 3.4  | 160                              |                                    |
| 131 Micronesia (Federated States of)   | 0.3                                     | 3,299         | 1.4               | ..                     | ..  | ..   | 6.0                    | 8.0                             | -41.2  | ..   | 113 <sup>c</sup>                 |                                    |
| 132 Timor-Leste                        | 8.5                                     | 6,570         | -10.0             | 25.2                   | 36.3  | -0.2   | 9.8                    | 17.0                            | -7.2   | ..   | 142                              |                                    |
| 133 Honduras                           | 42.1                                    | 4,542         | 3.1               | 23.1                   | 13.8  | 1.9  | 17.3                   | 23.4                            | 58.4   | 5.1  | 138                              |                                    |
| 134 Bhutan                             | 7.0                                     | 8,709         | 5.5               | 47.2                   | 16.8  | 6.0  | 13.2                   | 24.4                            | 53.5   | 3.8  | 158                              |                                    |
| 134 Kiribati                           | 0.2                                     | 1,981         | 1.3               | ..                     | ..  | ..   | 24.5                   | 7.5                             | ..   | ..   | 100 <sup>c</sup>                 |                                    |
| 136 Bangladesh                         | 580.3                                   | 3,524         | 6.2               | 30.5                   | 6.0   | 7.8  | 8.8                    | 25.2                            | 63.7   | 0.8  | 161                              |                                    |
| 137 Congo                              | 25.7                                    | 4,881         | -7.0              | 26.3                   | 11.6  | 46.3   | 9.4                    | 8.1                             | 38.9   | 2.0  | 119 <sup>c</sup>                 |                                    |
| 138 Vanuatu                            | 0.8                                     | 2,922         | 2.3               | 25.9                   | 14.9  | -1.1   | 16.6                   | 0.0                             | 58.0   | 0.9  | 108 <sup>b</sup>                 |                                    |
| 139 Lao People's Democratic Republic   | 43.9                                    | 6,397         | 5.3               | 29.0                   | 12.9  | -1.3   | 12.9                   | 16.0                            | ..   | 3.7  | 129                              |                                    |
| 140 Ghana                              | 121.9                                   | 4,228         | 6.1               | 15.3                   | 9.8   | 81.4   | 13.7                   | 23.8                            | 30.6   | 4.4  | 232                              |                                    |
| 141 Equatorial Guinea                  | 28.7                                    | 22,605        | -6.7              | 12.0                   | 23.5  | 1.5  | 11.5                   | 36.9                            | 21.1   | ..   | 121                              |                                    |
| 142 Kenya                              | 148.8                                   | 2,993         | 2.3               | 18.9                   | 14.3  | 8.4  | 15.8                   | 37.4                            | 42.6   | 1.6  | 172                              |                                    |
| 143 Sao Tome and Principe              | 0.6                                     | 3,053         | 1.6               | ..                     | ..  | ..   | 14.6                   | 12.8                            | 23.1   | 0.8  | 172                              |                                    |
| 144 Eswatini (Kingdom of)              | 10.6                                    | 7,739         | 0.2               | 12.4                   | 22.3  | 7.0  | 28.6                   | 18.6                            | 24.1   | 1.0  | 155                              |                                    |
| 144 Zambia                             | 63.1                                    | 3,689         | 1.0               | 36.4                   | 16.1  | ..   | 14.9                   | 36.9                            | 21.8   | 3.1  | 181                              |                                    |
| 146 Cambodia                           | 58.3                                    | 3,645         | 5.2               | 21.9                   | 5.1   | 6.5  | 15.3                   | 18.3                            | 74.4   | 4.2  | 125                              |                                    |
| 147 Angola                             | 173.3                                   | 5,819         | -2.6              | 7.8                    | 13.4  | 20.0   | 10.3                   | 42.4                            | 29.5   | 8.4  | 281                              |                                    |
| 148 Myanmar                            | 298.4                                   | 5,592         | 5.4               | 34.7                   | 19.0  | ..   | 5.8                    | 12.9                            | 41.1   | 0.2  | 145                              |                                    |
| 149 Nepal                              | 71.6                                    | 2,443         | 6.3               | 33.8                   | 11.7  | 12.2   | 21.3                   | 22.5                            | 87.1   | 1.1  | 171                              |                                    |
| 150 Pakistan                           | 991.9                                   | 5,035         | 3.7               | 14.5                   | 11.3  | 5.3  | 9.2                    | 27.4                            | 53.9   | 1.4  | 157                              |                                    |
| 151 Cameroon                           | 80.9                                    | 3,365         | 0.5               | 21.6                   | 11.5  | -0.9   | ..                     | ..                              | 16.6   | 2.6  | 115                              |                                    |
| <b>LOW HUMAN DEVELOPMENT</b>           |   |               |                   |                        |   |  |                        |                                 |  |  |                                  |                                    |
| 152 Solomon Islands                    | 1.3                                     | 2,206         | 1.2               | ..                     | ..  | ..   | 26.7                   | 23.1                            | 28.5   | 2.0  | 127                              |                                    |
| 153 Papua New Guinea                   | 31.5                                    | 3,823         | 0.1               | ..                     | ..  | ..   | 13.5                   | 50.4                            | 44.3   | 20.0   | 136 <sup>b</sup>                 |                                    |
| 154 Tanzania (United Republic of)      | 149.3                                   | 2,683         | 3.7 <sup>b</sup>  | 33.7                   | 14.0  | 12.3   | 11.9                   | ..                              | 20.2   | 1.1  | 175                              |                                    |
| 155 Syrian Arab Republic               | ..                                      | ..            | ..                | ..                     | ..  | ..   | 14.2                   | 30.2                            | ..   | 0.0 <sup>f</sup>   | 143 <sup>g</sup>                 |                                    |
| 156 Zimbabwe                           | 31.4                                    | 1,900         | 1.1               | 16.8                   | 27.5  | 28.2   | 21.4                   | 32.1                            | ..   | 7.5  | 106                              |                                    |
| 157 Nigeria                            | 1,019.0                                 | 5,338         | -1.8              | 14.7                   | 5.4   | -15.1  | 1.5                    | 26.9                            | 23.3   | 0.6  | 214                              |                                    |
| 158 Rwanda                             | 22.6                                    | 1,854         | 3.6               | 22.9                   | 15.2  | 10.7   | 14.8                   | 22.4                            | 19.0   | 1.6  | 147                              |                                    |
| 159 Lesotho                            | 6.4                                     | 2,851         | 4.2               | 24.0                   | 34.9  | 2.9  | 36.4                   | 22.8                            | 15.5   | 2.2  | 143                              |                                    |
| 159 Mauritania                         | 15.9                                    | 3,598         | 0.7               | 58.5                   | 21.7  | 8.7  | ..                     | ..                              | 29.6   | 4.9  | 128                              |                                    |
| 161 Madagascar                         | 36.2                                    | 1,416         | 1.4               | 15.2                   | 10.7  | 2.4  | 11.4                   | 9.0                             | 19.0   | 1.3  | 161                              |                                    |
| 162 Uganda                             | 72.8                                    | 1,698         | 0.6               | 23.5                   | 8.0   | -10.9  | 13.5                   | 30.0                            | 23.2   | 3.6  | 166                              |                                    |
| 163 Benin                              | 23.1                                    | 2,064         | 2.7               | 28.6                   | 15.1  | 2.0  | 15.4                   | 16.7                            | 25.9   | 1.1  | 109                              |                                    |
| 164 Senegal                            | 39.2                                    | 2,471         | 3.8               | 25.1                   | 15.2  | 3.5  | 20.5                   | 22.0                            | 43.9   | 2.9  | 107                              |                                    |
| 165 Comoros                            | 1.2                                     | 1,414         | 0.2               | 212.0                  | 16.1  | 1.4  | ..                     | ..                              | 30.2   | 1.0  | 104 <sup>e</sup>                 |                                    |
| 165 Togo                               | 11.1                                    | 1,430         | 3.0               | 26.6                   | 14.0  | 2.0  | 21.9                   | 11.4                            | 43.8   | 2.0  | 110                              |                                    |
| 167 Sudan                              | 181.0                                   | 4,467         | 2.2 <sup>b</sup>  | 18.3                   | 5.8   | 15.5   | ..                     | ..                              | 22.5   | 0.3  | 350 <sup>c</sup>                 |                                    |
| 168 Afghanistan                        | 64.1                                    | 1,804         | 0.1               | 17.7                   | 12.3  | 0.3  | 7.6                    | 6.0                             | -2.4   | 0.2  | 138 <sup>b</sup>                 |                                    |
| 168 Haiti                              | 18.2                                    | 1,653         | -0.1              | 43.4                   | 3.6   | 3.6  | ..                     | ..                              | 31.6   | 1.1  | 181                              |                                    |
| 170 Côte d'Ivoire                      | 87.5                                    | 3,601         | 5.1               | 20.9                   | 12.0  | 10.9   | 15.2                   | 10.8                            | 33.8   | 4.4  | 112                              |                                    |
| 171 Malawi                             | 20.4                                    | 1,095         | 1.0               | 13.4                   | 80.1  | 8.3  | 17.3                   | 38.6                            | 19.6   | 1.4  | 342                              |                                    |
| 172 Djibouti                           | ..                                      | ..            | 2.5               | 24.9                   | 32.4  | 4.9  | ..                     | ..                              | 35.0   | 3.4  | 116                              |                                    |
| 173 Ethiopia                           | 181.6                                   | 1,730         | 7.6               | 39.0                   | 12.3  | 13.8   | 8.8                    | 17.5                            | ..   | 1.7  | 249                              |                                    |
| 174 Gambia                             | 3.3                                     | 1,562         | 0.4               | 19.2                   | 12.0  | 3.4  | 15.1                   | 18.0                            | 55.9   | 4.0  | 140 <sup>b</sup>                 |                                    |
| 175 Guinea                             | 26.5                                    | 2,081         | 9.9               | 75.1                   | 14.3  | 8.8  | ..                     | ..                              | 22.9   | 0.7  | 219                              |                                    |
| 176 Congo (Democratic Republic of the) | 65.7                                    | 808           | 0.4               | 20.6                   | 5.5   | -32.8  | 8.4                    | 11.9                            | 11.6   | 1.3  | 134 <sup>b</sup>                 |                                    |

| HDI rank  | SDG 8.1<br>Gross domestic product (GDP) |                   |                    |                        |   |  | SDG 17.4<br>Debts      |                                 |  |  | Prices                           |                                    |
|---|---|-------------------|--------------------|------------------------|---|--|------------------------|---------------------------------|--|--|----------------------------------|------------------------------------|
|   | Total                                   |                   | Per capita         |                        | Gross fixed capital formation<br>(% of GDP) | General government final consumption expenditure |                        | Total tax revenue<br>(% of GDP) | Taxes on income, profits and capital gains<br>(% of total tax revenue) | Domestic credit provided by financial sector<br>(% of GDP) | Total debt service<br>(% of GNI) | Consumer price index<br>(2010=100) |
|   | (2011 PPP \$ billions)                  | (2011 PPP \$)     | Annual growth (%)  | Total (% of GDP)       |   | Average annual growth (%)                        | (% of GDP)             |                                 |  |  |                                  |                                    |
|   | 2017                                    | 2017              | 2017               | 2012–2017 <sup>a</sup> | 2012–2017 <sup>a</sup>                      | 2012–2017 <sup>a</sup>                           | 2017–2017 <sup>a</sup> | 2017–2017 <sup>a</sup>          | 2012–2017 <sup>a</sup>   | 2016   | 2017                             |                                    |
| 177   | Guinea-Bissau                           | 2.9               | 1,549              | 3.3                    | 10.4  | 9.3  | 4.9                    | ..                              | ..   | 14.1   | 0.4                              | 112                                |
| 178   | Yemen                                   | 40.8 <sup>b</sup> | 1,479 <sup>b</sup> | -35.9 <sup>b</sup>     | 1.7   | 16.8   | -23.0                  | ..                              | ..   | 30.1   | 0.5                              | 158 <sup>d</sup>                   |
| 179   | Eritrea                                 | ..                | ..                 | ..                     | ..  | ..   | ..                     | ..                              | ..   | ..   | 0.9 <sup>h</sup>                 | ..                                 |
| 180   | Mozambique                              | 33.7              | 1,136              | 0.8                    | 21.7  | 27.2   | 4.8                    | 20.1                            | 35.2   | 32.6   | 4.5                              | 171                                |
| 181   | Liberia                                 | 3.6               | 753                | -0.1                   | 20.1  | 15.9   | -10.2                  | 20.3                            | 31.2   | 36.6   | 0.6                              | 181                                |
| 182   | Mali                                    | 37.3              | 2,014              | 2.2                    | 19.3  | 17.4   | 17.3                   | 15.4                            | 22.4   | 27.3   | 0.9                              | 110                                |
| 183   | Burkina Faso                            | 32.7              | 1,703              | 3.7                    | 24.6  | 23.9   | 10.4                   | 15.8                            | 20.3   | 31.6   | 1.1                              | 108                                |
| 184   | Sierra Leone                            | 10.5              | 1,390              | 1.9                    | 18.9  | 12.4   | 17.9                   | 8.6                             | 28.1   | 21.9   | 1.1                              | 176                                |
| 185   | Burundi                                 | 7.6               | 702                | -2.6                   | 16.9  | 21.5   | 2.0                    | 12.2                            | 14.5   | 32.8   | 2.0                              | 189                                |
| 186   | Chad                                    | 26.3              | 1,768              | -5.9                   | 20.6  | 4.3  | 8.3                    | ..                              | ..   | 25.2   | 0.4                              | 116 <sup>c</sup>                   |
| 187   | South Sudan                             | 19.2 <sup>b</sup> | 1,570 <sup>b</sup> | -16.3 <sup>b</sup>     | 17.3  | 19.0   | ..                     | ..                              | ..   | 13.4   | ..                               | 4,584                              |
| 188   | Central African Republic                | 3.1               | 661                | 2.9                    | 17.7  | 8.0  | 0.0                    | 9.3                             | 7.8  | 30.5   | 1.4                              | 187 <sup>c</sup>                   |
| 189   | Niger                                   | 19.9              | 926                | 1.0                    | 33.7  | 15.0   | 2.7                    | ..                              | ..   | 19.1   | 1.3                              | 109                                |
| <b>OTHER COUNTRIES OR TERRITORIES</b>                         |   |                   |                    |                        |   |  |                        |                                 |  |  |                                  |                                    |
| ..  | Korea (Democratic People's Rep. of)     | ..                | ..                 | ..                     | ..  | ..   | ..                     | ..                              | ..   | ..   | ..                               | ..                                 |
| ..  | Monaco                                  | ..                | ..                 | ..                     | ..  | ..   | ..                     | ..                              | ..   | ..   | ..                               | ..                                 |
| ..  | Nauru                                   | 0.2               | 12,896             | -0.4                   | ..  | ..   | ..                     | ..                              | ..   | ..   | ..                               | ..                                 |
| ..  | San Marino                              | 1.9               | 56,861             | 0.6                    | ..  | ..   | ..                     | 15.4                            | 15.4   | ..   | ..                               | 111                                |
| ..  | Somalia                                 | ..                | ..                 | ..                     | 9.5   | 5.4  | ..                     | ..                              | ..   | ..   | 0.0                              | ..                                 |
| ..  | Tuvalu                                  | -                 | 3,575              | 2.4                    | ..  | ..   | ..                     | ..                              | ..   | ..   | ..                               | ..                                 |
| <b>Human development groups</b>                               |   |                   |                    |                        |   |  |                        |                                 |  |  |                                  |                                    |
|   | Very high human development             | 57,964.1          | 40,078             | —                      | 21.0  | 17.4   | 1.3                    | 14.6                            | 37.9   | 196.4  | ..                               | —                                  |
|   | High human development                  | 35,766.3          | 15,280             | —                      | 34.3  | 15.0   | ..                     | 11.2                            | 23.4   | 168.6  | 3.0                              | —                                  |
|   | Medium human development                | 18,684.2          | 6,836              | —                      | 25.8  | 11.9   | 7.9                    | 12.2                            | 39.8   | 67.2   | 3.9                              | —                                  |
|   | Low human development                   | 2,346.9           | 2,609              | —                      | 21.2  | 9.9  | -2.1                   | 7.5                             | 24.2   | 23.9   | 1.7                              | —                                  |
|   | <b>Developing countries</b>             | <b>62,657.3</b>   | <b>10,199</b>      | <b>—</b>               | <b>30.9</b>                                 | <b>14.5</b>                                      | <b>3.7</b>             | <b>11.3</b>                     | <b>27.4</b>  | <b>133.2</b>   | <b>3.3</b>                       | <b>—</b>                           |
| <b>Regions</b>  |   |                   |                    |                        |   |  |                        |                                 |  |  |                                  |                                    |
|   | Arab States                             | 6,187.6           | 16,472             | —                      | 22.2  | 18.9   | 2.2                    | 10.6                            | 38.7   | 72.9   | 2.4                              | —                                  |
|   | East Asia and the Pacific               | 28,026.4          | 13,737             | —                      | 39.6  | 13.8   | ..                     | 10.0                            | 24.6   | 194.7  | 1.8                              | —                                  |
|   | Europe and Central Asia                 | 3,753.3           | 15,563             | —                      | 27.2  | 14.6   | 3.9                    | 17.3                            | 16.7   | 66.5   | 10.1                             | —                                  |
|   | Latin America and the Caribbean         | 9,076.7           | 14,469             | —                      | 18.8  | 16.7   | 1.0                    | 13.6                            | 25.8   | 78.4   | 6.2                              | —                                  |
|   | South Asia                              | 12,127.1          | 6,485              | —                      | 26.5  | 11.2   | 9.0                    | 10.4                            | 39.2   | 72.4   | 2.7                              | —                                  |
|   | Sub-Saharan Africa                      | 3,486.3           | 3,489              | —                      | 19.9  | 13.8   | 2.8                    | 13.8                            | 38.4   | 40.3   | 3.0                              | —                                  |
|   | <b>Least developed countries</b>        | <b>2,483.6</b>    | <b>2,536</b>       | <b>—</b>               | <b>25.9</b>                                 | <b>11.4</b>                                      | <b>7.9</b>             | <b>10.9</b>                     | <b>25.1</b>  | <b>38.4</b>  | <b>2.0</b>                       | <b>—</b>                           |
|   | <b>Small island developing states</b>   | <b>371.1</b>      | <b>8,078</b>       | <b>—</b>               | <b>18.9</b>                                 | <b>20.5</b>                                      | <b>..</b>              | <b>..</b>                       | <b>..</b>  | <b>59.5</b>  | <b>8.6</b>                       | <b>—</b>                           |
| <b>Organisation for Economic Co-operation and Development</b> |   |                   |                    |                        |   |  |                        |                                 |  |  |                                  |                                    |
|   | <b>World</b>                            | <b>114,763.7</b>  | <b>15,439</b>      | <b>—</b>               | <b>24.6</b>                                 | <b>16.3</b>                                      | <b>1.9</b>             | <b>13.5</b>                     | <b>35.1</b>  | <b>177.1</b>   | <b>3.5</b>                       | <b>—</b>                           |

**NOTES**

- a** Data refer to the most recent year available during the period specified.
- b** Refers to 2016.
- c** Refers to 2015.
- d** Refers to 2014.
- e** Refers to 2013.
- f** Refers to 2007.
- g** Refers to 2012.
- h** Refers to 2011.

**DEFINITIONS**

**Gross domestic product (GDP):** Sum of gross value added by all resident producers in the economy plus any product taxes and minus any subsidies not included in the value of the products,

expressed in 2011 international dollars using purchasing power parity (PPP) rates.

**GDP per capita:** GDP in a particular period divided by the total population in the same period.

**GDP per capita, annual growth:** Annual percentage growth rate of GDP per capita based on constant local currency.

**Gross fixed capital formation:** Value of acquisitions of new or existing fixed assets by the business sector, governments and households (excluding their unincorporated enterprises) less disposals of fixed assets, expressed as a percentage of GDP. No adjustment is made for depreciation of fixed assets.

**General government final consumption expenditure:** All government current expenditures

for purchases of goods and services (including compensation of employees and most expenditures on national defence and security but excluding government military expenditures that are part of government capital formation), expressed as a percentage of GDP.

**Total tax revenue:** Compulsory transfers to the central government for public purposes, expressed as a percentage of GDP.

**Taxes on income, profits and capital gains:** Taxes levied on the actual or presumptive net income of individuals, on the profits of corporations and enterprises and on capital gains, whether realized or not, on land, securities and other assets.

**Domestic credit provided by financial sector:** Credit to various sectors on a gross basis (except

credit to the central government, which is net), expressed as a percentage of GDP.

**Total debt service:** Sum of principal repayments and interest actually paid in foreign currency, goods or services on long-term debt; interest paid on short-term debt; and repayments (repurchases and charges) to the International Monetary Fund, expressed as a percentage of gross national income (GNI).

**Consumer price index:** Index that reflects changes in the cost to the average consumer of acquiring a basket of goods and services that may be fixed or changed at specified intervals, such as yearly.

**MAIN DATA SOURCES**

**Columns 1–11:** World Bank (2018a).

# Work and employment

|                                    |                        | SDG 9.2                                     |  | SDG 9.2                                |                                     | SDG 8.5             |                    | SDG 8.5                           |  | SDG 8.6                                      |   | SDG 8.7 |  | SDG 1.3 |  |
|------------------------------------|------------------------|---|--|--|-------------------------------------|---------------------|--------------------|-----------------------------------|--|--|---|---------|--|---------|--|
|                                    |                        | Employment                                  |  |  |                                     | Unemployment        |                    |                                   | Work that is a risk to human development |  | Employment-related social security      |         |  |         |  |
|                                    |                        | Employment to population ratio <sup>a</sup> | Labour force participation rate <sup>a</sup> | Employment in agriculture <sup>a</sup> | Employment in services <sup>a</sup> | Total <sup>a</sup>  | Youth <sup>a</sup> | Youth not in school or employment | Child labour                             | Working poor at PPP\$3.10 a day <sup>a</sup> | Old-age pension recipients <sup>b</sup> |         |  |         |  |
|                                    |                        | (% ages 15 and older)                       |  | (% of total employment)                |                                     | (% of labour force) | (% ages 15–24)     |                                   | (% ages 5–17)                            | (% of total employment)                      | (% of statutory pension age population) |         |  |         |  |
| HDI rank                           |                        | 2017  | 2017   | 2017                                   | 2017                                | 2017                | 2017               | 2012–2017 <sup>c</sup>            | 2010–2016 <sup>c</sup>                   | 2017   | 2006–2016 <sup>c</sup>                  |         |  |         |  |
| <b>VERY HIGH HUMAN DEVELOPMENT</b> |                        |   |  |  |                                     |                     |                    |                                   |  |  |   |         |  |         |  |
| 1                                  | Norway                 | 61.5  | 64.2   | 2.1                                    | 78.5                                | 4.2                 | 10.0               | 5.4                               | ..                                       | ..   | 100.0                                   |         |  |         |  |
| 2                                  | Switzerland            | 65.2  | 68.4   | 3.5                                    | 75.8                                | 4.8                 | 8.4                | 7.0                               | ..                                       | ..   | 100.0                                   |         |  |         |  |
| 3                                  | Australia              | 61.1  | 64.8   | 2.6                                    | 78.3                                | 5.7                 | 12.6               | 8.7                               | ..                                       | ..   | 74.3                                    |         |  |         |  |
| 4                                  | Ireland                | 56.2  | 60.0   | 5.4                                    | 75.5                                | 6.4                 | 13.6               | 12.5                              | ..                                       | ..   | 95.8                                    |         |  |         |  |
| 5                                  | Germany                | 58.2  | 60.5   | 1.3                                    | 71.5                                | 3.7                 | 6.4                | 6.7                               | ..                                       | ..   | 100.0                                   |         |  |         |  |
| 6                                  | Iceland                | 75.1  | 77.3   | 3.6                                    | 79.8                                | 2.9                 | 6.2                | 4.1                               | ..                                       | ..   | 85.6                                    |         |  |         |  |
| 7                                  | Hong Kong, China (SAR) | 58.5  | 60.4   | 0.2                                    | 86.7                                | 3.2                 | 9.2                | 6.1                               | ..                                       | 1.2  | 72.9                                    |         |  |         |  |
| 7                                  | Sweden                 | 59.7  | 64.0   | 1.9                                    | 80.0                                | 6.8                 | 18.3               | 6.5                               | ..                                       | ..   | 100.0                                   |         |  |         |  |
| 9                                  | Singapore              | 67.1  | 68.5   | 0.1                                    | 83.6                                | 2.0                 | 4.6                | 4.0                               | ..                                       | 0.3  | 0.0                                     |         |  |         |  |
| 10                                 | Netherlands            | 60.4  | 63.5   | 2.2                                    | 81.3                                | 4.9                 | 8.8                | 4.6                               | ..                                       | ..   | 100.0                                   |         |  |         |  |
| 11                                 | Denmark                | 59.4  | 63.1   | 2.6                                    | 78.6                                | 5.9                 | 11.4               | 5.8                               | ..                                       | ..   | 100.0                                   |         |  |         |  |
| 12                                 | Canada                 | 61.0  | 65.2   | 2.0                                    | 78.4                                | 6.4                 | 12.3               | 10.2                              | ..                                       | ..   | 100.0                                   |         |  |         |  |
| 13                                 | United States          | 59.1  | 61.9   | 1.7                                    | 79.5                                | 4.4                 | 9.5                | 16.5                              | ..                                       | ..   | 100.0                                   |         |  |         |  |
| 14                                 | United Kingdom         | 59.7  | 62.3   | 1.1                                    | 80.5                                | 4.3                 | 11.7               | 10.9                              | ..                                       | ..   | 100.0                                   |         |  |         |  |
| 15                                 | Finland                | 53.2  | 58.3   | 3.9                                    | 73.8                                | 8.7                 | 19.9               | 9.9                               | ..                                       | ..   | 100.0                                   |         |  |         |  |
| 16                                 | New Zealand            | 65.8  | 69.2   | 6.6                                    | 73.1                                | 4.9                 | 12.8               | 11.8                              | ..                                       | ..   | 100.0                                   |         |  |         |  |
| 17                                 | Belgium                | 49.3  | 53.2   | 1.3                                    | 77.4                                | 7.4                 | 19.0               | 9.9                               | ..                                       | ..   | 100.0                                   |         |  |         |  |
| 17                                 | Liechtenstein          | ..  | ..   | ..                                     | ..                                  | ..                  | ..                 | ..                                | ..                                       | ..   | ..                                      |         |  |         |  |
| 19                                 | Japan                  | 58.5  | 60.2   | 3.5                                    | 70.9                                | 2.8                 | 4.6                | 3.5                               | ..                                       | ..   | 100.0                                   |         |  |         |  |
| 20                                 | Austria                | 57.0  | 60.3   | 4.3                                    | 70.1                                | 5.5                 | 10.4               | 7.7                               | ..                                       | ..   | 100.0                                   |         |  |         |  |
| 21                                 | Luxembourg             | 54.6  | 57.9   | 1.0                                    | 87.1                                | 5.7                 | 17.0               | 5.4                               | ..                                       | ..   | 100.0                                   |         |  |         |  |
| 22                                 | Israel                 | 61.4  | 64.2   | 1.1                                    | 81.6                                | 4.3                 | 7.7                | 14.9                              | ..                                       | ..   | 99.1                                    |         |  |         |  |
| 22                                 | Korea (Republic of)    | 60.3  | 62.6   | 4.9                                    | 70.3                                | 3.8                 | 10.7               | ..                                | ..                                       | 0.2  | 77.6                                    |         |  |         |  |
| 24                                 | France                 | 49.9  | 55.2   | 2.9                                    | 76.8                                | 9.7                 | 23.6               | 11.8                              | ..                                       | ..   | 100.0                                   |         |  |         |  |
| 25                                 | Slovenia               | 52.4  | 56.3   | 4.9                                    | 62.5                                | 6.9                 | 13.3               | 8.0                               | ..                                       | ..   | 100.0                                   |         |  |         |  |
| 26                                 | Spain                  | 47.8  | 57.8   | 4.1                                    | 76.4                                | 17.4                | 39.4               | 14.6                              | ..                                       | ..   | 100.0                                   |         |  |         |  |
| 27                                 | Czechia                | 58.1  | 59.9   | 2.9                                    | 59.3                                | 3.1                 | 8.3                | 7.0                               | ..                                       | ..   | 100.0                                   |         |  |         |  |
| 28                                 | Italy                  | 43.1  | 48.6   | 3.9                                    | 69.8                                | 11.3                | 36.9               | 19.8                              | ..                                       | ..   | 100.0                                   |         |  |         |  |
| 29                                 | Malta                  | 52.1  | 54.5   | 1.3                                    | 79.3                                | 4.3                 | 10.0               | 8.5                               | ..                                       | ..   | 100.0                                   |         |  |         |  |
| 30                                 | Estonia                | 58.5  | 62.8   | 3.9                                    | 66.2                                | 6.8                 | 13.9               | 9.1                               | ..                                       | ..   | 100.0                                   |         |  |         |  |
| 31                                 | Greece                 | 41.6  | 52.9   | 12.1                                   | 72.6                                | 21.4                | 42.8               | 15.8                              | ..                                       | ..   | 77.4                                    |         |  |         |  |
| 32                                 | Cyprus                 | 56.0  | 62.8   | 3.5                                    | 79.4                                | 10.8                | 23.1               | 16.0                              | ..                                       | ..   | 100.0                                   |         |  |         |  |
| 33                                 | Poland                 | 53.8  | 56.6   | 10.6                                   | 58.1                                | 5.0                 | 14.7               | 10.5                              | ..                                       | ..   | 100.0                                   |         |  |         |  |
| 34                                 | United Arab Emirates   | 78.3  | 79.7   | 0.4                                    | 60.7                                | 1.7                 | 5.1                | ..                                | ..                                       | 0.5  | ..                                      |         |  |         |  |
| 35                                 | Andorra                | ..  | ..   | ..                                     | ..                                  | ..                  | ..                 | ..                                | ..                                       | ..   | ..                                      |         |  |         |  |
| 35                                 | Lithuania              | 56.3  | 60.6   | 7.8                                    | 67.2                                | 7.1                 | 13.5               | 9.4                               | ..                                       | ..   | 100.0                                   |         |  |         |  |
| 37                                 | Qatar                  | 86.8  | 86.9   | 1.3                                    | 43.6                                | 0.2                 | 0.5                | 0.0                               | ..                                       | 0.0  | 18.0                                    |         |  |         |  |
| 38                                 | Slovakia               | 55.1  | 59.8   | 2.9                                    | 60.8                                | 7.9                 | 18.2               | 12.3                              | ..                                       | ..   | 100.0                                   |         |  |         |  |
| 39                                 | Brunei Darussalam      | 62.3  | 67.1   | 0.5                                    | 81.8                                | 7.1                 | 28.2               | 17.2                              | ..                                       | 0.3  | 81.7                                    |         |  |         |  |
| 41                                 | Saudi Arabia           | 52.9  | 56.1   | 6.3                                    | 71.2                                | 5.7                 | 34.7               | 16.1                              | ..                                       | 0.2  | ..                                      |         |  |         |  |
| 49                                 | Latvia                 | 55.1  | 60.6   | 7.5                                    | 68.5                                | 9.1                 | 17.0               | 11.2                              | ..                                       | ..   | 100.0                                   |         |  |         |  |
| 41                                 | Portugal               | 52.9  | 58.2   | 6.8                                    | 68.3                                | 9.0                 | 23.0               | 10.6                              | ..                                       | ..   | 100.0                                   |         |  |         |  |
| 43                                 | Bahrain                | 71.3  | 72.2   | 1.0                                    | 63.9                                | 1.3                 | 5.8                | ..                                | ..                                       | ..   | 40.1                                    |         |  |         |  |
| 44                                 | Chile                  | 58.0  | 62.3   | 9.6                                    | 67.6                                | 7.0                 | 16.8               | 12.3                              | 5.9                                      | 1.9  | 78.6                                    |         |  |         |  |
| 45                                 | Hungary                | 53.2  | 55.6   | 5.0                                    | 64.8                                | 4.3                 | 11.3               | 11.1                              | ..                                       | ..   | 100.0                                   |         |  |         |  |
| 46                                 | Croatia                | 45.8  | 51.3   | 7.5                                    | 65.4                                | 10.8                | 25.9               | 16.9                              | ..                                       | ..   | 57.6                                    |         |  |         |  |
| 47                                 | Argentina              | 54.6  | 59.9   | 0.5                                    | 76.1                                | 8.7                 | 24.7               | 19.7                              | ..                                       | 2.8  | 89.3                                    |         |  |         |  |
| 48                                 | Oman                   | 59.0  | 70.2   | 6.5                                    | 55.3                                | 16.0                | 48.2               | ..                                | ..                                       | 0.5  | 24.7                                    |         |  |         |  |
| 49                                 | Russian Federation     | 60.3  | 63.5   | 6.7                                    | 66.4                                | 5.2                 | 16.3               | 12.4                              | ..                                       | 0.1  | 91.2                                    |         |  |         |  |
| 50                                 | Montenegro             | 40.7  | 48.4   | 7.6                                    | 74.3                                | 16.0                | 33.1               | 0.0                               | 9.4                                      | 0.4  | 52.3                                    |         |  |         |  |
| 51                                 | Bulgaria               | 50.1  | 53.4   | 6.3                                    | 64.5                                | 6.3                 | 14.4               | 18.2                              | ..                                       | ..   | 100.0                                   |         |  |         |  |
| 52                                 | Romania                | 50.5  | 53.2   | 22.9                                   | 48.0                                | 5.2                 | 18.4               | 17.4                              | ..                                       | ..   | 100.0                                   |         |  |         |  |
| 53                                 | Belarus                | 63.7  | 64.0   | 9.9                                    | 59.0                                | 0.5                 | 1.1                | ..                                | 1.0                                      | 0.3  | 100.0                                   |         |  |         |  |
| 54                                 | Bahamas                | 66.3  | 75.8   | 4.0                                    | 84.3                                | 12.6                | 25.7               | ..                                | ..                                       | 0.2  | 84.2                                    |         |  |         |  |
| 55                                 | Uruguay                | 59.6  | 64.8   | 8.2                                    | 71.9                                | 8.1                 | 24.5               | 18.7                              | ..                                       | 0.8  | 76.5                                    |         |  |         |  |
| 56                                 | Kuwait                 | 67.6  | 69.0   | 3.5                                    | 69.8                                | 2.1                 | 15.5               | ..                                | ..                                       | 0.1  | 27.3                                    |         |  |         |  |
| 57                                 | Malaysia               | 62.3  | 64.5   | 11.0                                   | 61.6                                | 3.4                 | 10.9               | 11.7                              | ..                                       | 1.1  | 19.8                                    |         |  |         |  |
| 58                                 | Barbados               | 59.5  | 65.9   | 2.9                                    | 77.9                                | 9.7                 | 29.0               | ..                                | 1.4                                      | 0.4  | 68.3                                    |         |  |         |  |
| 58                                 | Kazakhstan             | 67.6  | 71.0   | 18.1                                   | 61.2                                | 4.9                 | 4.7                | 9.5                               | ..                                       | 0.2  | 82.6                                    |         |  |         |  |

| HDI rank                        | SDG 9.2                                     |  | SDG 9.2                                |                                     | SDG 8.5             |                        | SDG 8.5                           |               | SDG 8.6                                      |   | SDG 8.7                            |  | SDG 1.3 |
|---------------------------------|---|--|--|-------------------------------------|---------------------|------------------------|-----------------------------------|---------------|--|---|------------------------------------|--|---------|
|                                 | Employment                                  |  |  |                                     | Unemployment        |                        |                                   |               | Work that is a risk to human development     |   | Employment-related social security |  |         |
|                                 | Employment to population ratio <sup>a</sup> | Labour force participation rate <sup>a</sup> | Employment in agriculture <sup>a</sup> | Employment in services <sup>a</sup> | Total <sup>a</sup>  | Youth <sup>a</sup>     | Youth not in school or employment | Child labour  | Working poor at PPP\$3.10 a day <sup>b</sup> | Old-age pension recipients <sup>b</sup> |                                    |  |         |
|                                 | (% ages 15 and older)                       | (% ages 15 and older)                        | (% of total employment)                |                                     | (% of labour force) | (% ages 15–24)         |                                   | (% ages 5–17) | (% of total employment)                      | (% of statutory pension age population) |                                    |  |         |
| 2017                            | 2017  | 2017   | 2017                                   | 2017                                | 2017                | 2012–2017 <sup>c</sup> | 2010–2016 <sup>c</sup>            | 2017          | 2006–2016 <sup>c</sup>                       |   |                                    |  |         |
| <b>HIGH HUMAN DEVELOPMENT</b>   |   |  |  |                                     |                     |                        |                                   |               |  |   |                                    |  |         |
| 60                              | Iran (Islamic Republic of)                  | 38.4   | 44.2                                   | 17.1                                | 50.5                | 13.1                   | 30.3                              | ..            | ..   | 1.1                                     | 26.4                               |  |         |
| 60                              | Palau                                       | ..   | ..                                     | ..                                  | ..                  | ..                     | ..                                | ..            | ..   | ..                                      | 48.0                               |  |         |
| 62                              | Seychelles                                  | ..   | ..                                     | ..                                  | ..                  | ..                     | ..                                | ..            | ..   | ..                                      | 100.0                              |  |         |
| 63                              | Costa Rica                                  | 54.5   | 59.5                                   | 12.0                                | 69.5                | 8.5                    | 22.7                              | 20.1          | 5.3  | 1.5                                     | 68.8                               |  |         |
| 64                              | Turkey                                      | 45.8   | 51.6                                   | 19.4                                | 53.8                | 11.3                   | 20.3                              | 24.0          | ..   | 1.1                                     | 20.0                               |  |         |
| 65                              | Mauritius                                   | 54.5   | 58.7                                   | 7.3                                 | 66.7                | 7.2                    | 23.3                              | ..            | ..   | 1.9                                     | 100.0                              |  |         |
| 66                              | Panama                                      | 63.2   | 66.9                                   | 15.1                                | 66.7                | 5.6                    | 14.2                              | 26.3          | 2.6  | 4.3                                     | 37.3                               |  |         |
| 67                              | Serbia                                      | 46.0   | 53.5                                   | 19.0                                | 56.6                | 14.1                   | 32.8                              | 17.6          | 7.0  | 0.5                                     | 46.1                               |  |         |
| 68                              | Albania                                     | 48.3   | 56.1                                   | 40.3                                | 41.1                | 13.9                   | 30.0                              | 32.8          | 3.3  | 1.5                                     | 77.0                               |  |         |
| 69                              | Trinidad and Tobago                         | 59.1   | 62.1                                   | 3.7                                 | 69.7                | 4.8                    | 11.4                              | 52.1          | ..   | 0.9                                     | 98.4                               |  |         |
| 70                              | Antigua and Barbuda                         | ..   | ..                                     | ..                                  | ..                  | ..                     | ..                                | ..            | ..   | ..                                      | 83.5                               |  |         |
| 70                              | Georgia                                     | 59.8   | 67.6                                   | 40.9                                | 46.6                | 11.6                   | 29.3                              | ..            | 1.6  | 16.8                                    | 91.9                               |  |         |
| 72                              | Saint Kitts and Nevis                       | ..   | ..                                     | ..                                  | ..                  | ..                     | ..                                | ..            | ..   | ..                                      | 44.7                               |  |         |
| 73                              | Cuba  | 53.0   | 54.3                                   | 18.6                                | 64.9                | 2.6                    | 5.5                               | ..            | ..   | 2.7                                     | ..                                 |  |         |
| 74                              | Mexico                                      | 59.2   | 61.3                                   | 13.1                                | 61.1                | 3.5                    | 6.9                               | 18.7          | 4.9  | 11.3                                    | 25.2                               |  |         |
| 75                              | Grenada                                     | ..   | ..                                     | ..                                  | ..                  | ..                     | ..                                | ..            | ..   | ..                                      | 34.0                               |  |         |
| 76                              | Sri Lanka                                   | 51.4   | 53.5                                   | 26.7                                | 47.7                | 4.1                    | 20.7                              | 27.7          | ..   | 10.1                                    | 25.2                               |  |         |
| 77                              | Bosnia and Herzegovina                      | 34.7   | 46.6                                   | 19.1                                | 48.7                | 25.6                   | 55.4                              | 26.4          | ..   | 0.2                                     | 29.6                               |  |         |
| 78                              | Venezuela (Bolivarian Republic of)          | 58.5   | 63.6                                   | 10.2                                | 66.5                | 8.1                    | 17.6                              | ..            | ..   | 15.9                                    | 59.4                               |  |         |
| 79                              | Brazil                                      | 55.5   | 63.7                                   | 10.3                                | 68.8                | 12.9                   | 30.5                              | 24.8          | 5.4  | 6.4                                     | 78.3                               |  |         |
| 80                              | Azerbaijan                                  | 62.8   | 66.1                                   | 37.4                                | 48.5                | 5.0                    | 13.7                              | ..            | ..   | 1.5                                     | 81.1                               |  |         |
| 80                              | Lebanon                                     | 44.2   | 47.2                                   | 3.2                                 | 76.5                | 6.3                    | 16.5                              | ..            | ..   | 0.4                                     | 0.0                                |  |         |
| 80                              | The former Yugoslav Republic of Macedonia   | 42.4   | 55.0                                   | 16.4                                | 53.8                | 23.0                   | 46.9                              | 24.3          | 7.6  | 4.9                                     | 71.4                               |  |         |
| 83                              | Armenia                                     | 49.2   | 60.1                                   | 34.4                                | 49.7                | 18.2                   | 39.0                              | 36.6          | 4.1  | 10.1                                    | 68.5                               |  |         |
| 83                              | Thailand                                    | 67.8   | 68.6                                   | 32.8                                | 44.7                | 1.1                    | 5.9                               | 15.0          | ..   | 0.6                                     | 83.0                               |  |         |
| 85                              | Algeria                                     | 37.3   | 41.4                                   | 12.8                                | 40.2                | 10.0                   | 23.9                              | 21.2          | 4.3  | 9.7                                     | 63.6                               |  |         |
| 86                              | China                                       | 65.7   | 68.9                                   | 17.5                                | 55.9                | 4.7                    | 10.8                              | ..            | ..   | 9.7                                     | 100.0                              |  |         |
| 86                              | Ecuador                                     | 64.9   | 68.3                                   | 26.9                                | 54.5                | 4.9                    | 10.9                              | 17.6          | ..   | 10.8                                    | 52.0                               |  |         |
| 88                              | Ukraine                                     | 49.1   | 54.2                                   | 14.9                                | 59.8                | 9.5                    | 23.3                              | 18.3          | 3.2  | 0.3                                     | 91.9                               |  |         |
| 89                              | Peru  | 73.8   | 76.7                                   | 28.4                                | 55.7                | 3.7                    | 9.0                               | 16.9          | 14.5   | 8.8                                     | 19.3                               |  |         |
| 90                              | Colombia                                    | 64.1   | 70.4                                   | 16.1                                | 64.5                | 9.0                    | 18.4                              | 21.9          | 3.6  | 8.4                                     | 51.7                               |  |         |
| 90                              | Saint Lucia                                 | 54.0   | 68.3                                   | 15.3                                | 67.4                | 21.0                   | 45.0                              | ..            | 3.3  | ..                                      | 26.5                               |  |         |
| 92                              | Fiji  | 54.6   | 58.3                                   | 39.5                                | 47.2                | 6.3                    | 18.8                              | 20.1          | ..   | 11.2                                    | 10.6                               |  |         |
| 92                              | Mongolia                                    | 55.2   | 59.3                                   | 30.4                                | 50.6                | 7.0                    | 18.9                              | 20.5          | 16.6   | 2.1                                     | 100.0                              |  |         |
| 94                              | Dominican Republic                          | 63.1   | 66.8                                   | 12.4                                | 70.2                | 5.5                    | 12.4                              | 25.4          | 7.0  | 3.8                                     | 11.1                               |  |         |
| 95                              | Jordan                                      | 33.3   | 39.1                                   | 3.7                                 | 69.5                | 14.9                   | 39.8                              | ..            | 1.7  | 12.0                                    | 42.2                               |  |         |
| 95                              | Tunisia                                     | 39.8   | 46.9                                   | 13.7                                | 43.7                | 15.2                   | 35.8                              | ..            | 2.3  | 5.3                                     | 33.8                               |  |         |
| 97                              | Jamaica                                     | 58.9   | 67.2                                   | 18.6                                | 66.0                | 12.5                   | 29.7                              | ..            | 2.9  | 5.8                                     | 30.3                               |  |         |
| 98                              | Tonga                                       | 58.8   | 59.5                                   | 31.7                                | 36.8                | 1.2                    | 2.8                               | ..            | ..   | ..                                      | 1.0                                |  |         |
| 99                              | Saint Vincent and the Grenadines            | 56.8   | 69.6                                   | 6.2                                 | 81.0                | 18.3                   | 39.6                              | ..            | ..   | ..                                      | 76.6                               |  |         |
| 100                             | Suriname                                    | 49.1   | 53.4                                   | 2.7                                 | 73.2                | 8.1                    | 15.9                              | ..            | 3.8  | 12.7                                    | ..                                 |  |         |
| 101                             | Botswana                                    | 58.9   | 71.9                                   | 26.2                                | 60.3                | 18.1                   | 35.7                              | ..            | ..   | 21.2                                    | 100.0                              |  |         |
| 101                             | Maldives                                    | 62.6   | 65.8                                   | 7.5                                 | 67.7                | 5.0                    | 13.8                              | 20.5          | ..   | 9.6                                     | 99.7                               |  |         |
| 103                             | Dominica                                    | ..   | ..                                     | ..                                  | ..                  | ..                     | ..                                | ..            | ..   | ..                                      | 38.5                               |  |         |
| 104                             | Samoa                                       | 28.9   | 31.5                                   | 5.8                                 | 79.3                | 8.2                    | 18.0                              | 37.9          | ..   | ..                                      | 49.5                               |  |         |
| 105                             | Uzbekistan                                  | 60.9   | 65.7                                   | 21.9                                | 40.4                | 7.2                    | 14.6                              | ..            | ..   | 14.9                                    | 98.1                               |  |         |
| 106                             | Belize                                      | 62.0   | 67.1                                   | 15.4                                | 69.5                | 7.6                    | 16.6                              | 22.4          | 3.3  | 10.4                                    | 64.6                               |  |         |
| 106                             | Marshall Islands                            | ..   | ..                                     | ..                                  | ..                  | ..                     | ..                                | ..            | ..   | ..                                      | 64.2                               |  |         |
| 108                             | Libya                                       | 43.2   | 52.5                                   | 12.4                                | 60.9                | 17.7                   | 46.0                              | ..            | ..   | 10.4                                    | 43.3                               |  |         |
| 108                             | Turkmenistan                                | 63.2   | 65.5                                   | 8.2                                 | 46.8                | 3.4                    | 6.5                               | ..            | 0.3  | 2.5                                     | ..                                 |  |         |
| 110                             | Gabon                                       | 41.3   | 51.4                                   | 41.9                                | 45.6                | 19.6                   | 36.5                              | ..            | 19.6   | 15.2                                    | 38.8                               |  |         |
| 110                             | Paraguay                                    | 66.3   | 70.4                                   | 21.2                                | 59.3                | 5.8                    | 12.8                              | 37.7          | 17.9   | 4.4                                     | 22.2                               |  |         |
| 112                             | Moldova (Republic of)                       | 40.6   | 42.5                                   | 33.3                                | 49.6                | 4.5                    | 12.8                              | 27.8          | ..   | 0.9                                     | 75.2                               |  |         |
| <b>MEDIUM HUMAN DEVELOPMENT</b> |   |  |  |                                     |                     |                        |                                   |               |  |   |                                    |  |         |
| 113                             | Philippines                                 | 60.6   | 62.3                                   | 26.0                                | 56.3                | 2.8                    | 7.9                               | 22.2          | ..   | 18.2                                    | 39.8                               |  |         |
| 113                             | South Africa                                | 39.6   | 54.7                                   | 5.6                                 | 71.1                | 27.7                   | 57.4                              | 31.2          | ..   | 16.4                                    | 92.6                               |  |         |
| 115                             | Egypt                                       | 42.2   | 48.0                                   | 24.8                                | 49.6                | 12.1                   | 34.4                              | 27.6          | 4.8  | 42.7                                    | 37.5                               |  |         |
| 116                             | Indonesia                                   | 63.4   | 66.3                                   | 31.2                                | 47.1                | 4.3                    | 15.6                              | 21.5          | ..   | 27.6                                    | 14.0                               |  |         |
| 116                             | Viet Nam                                    | 76.6   | 78.2                                   | 40.9                                | 34.1                | 2.1                    | 7.0                               | 0.6           | 13.1   | 7.8                                     | 39.9                               |  |         |

**TABLE 11 WORK AND EMPLOYMENT**

| HDI rank                     |                                    | SDG 8.2                                     |  | SDG 8.2                                |                                     | SDG 8.5             |                        | SDG 8.5                           |  | SDG 8.6                                      |   | SDG 8.7 |  | SDG 1.3 |
|------------------------------|------------------------------------|---|--|--|-------------------------------------|---------------------|------------------------|-----------------------------------|--|--|---|---------|--|---------|
|                              |                                    | Employment                                  |  |  |                                     | Unemployment        |                        |                                   | Work that is a risk to human development |  | Employment-related social security      |         |  |         |
|                              |                                    | Employment to population ratio <sup>a</sup> | Labour force participation rate <sup>a</sup> | Employment in agriculture <sup>a</sup> | Employment in services <sup>a</sup> | Total <sup>a</sup>  | Youth <sup>a</sup>     | Youth not in school or employment | Child labour                             | Working poor at PPP\$3.10 a day <sup>a</sup> | Old-age pension recipients <sup>b</sup> |         |  |         |
|                              |                                    | (% ages 15 and older)                       |  | (% of total employment)                |                                     | (% of labour force) | (% ages 15–24)         |                                   | (% ages 5–17)                            | (% of total employment)                      | (% of statutory pension age population) |         |  |         |
|                              | 2017                               | 2017  | 2017   | 2017                                   | 2017                                | 2017                | 2012–2017 <sup>c</sup> | 2010–2016 <sup>c</sup>            | 2017                                     | 2006–2016 <sup>c</sup>                       |   |         |  |         |
| 118                          | Bolivia (Plurinational State of)   | 65.3  | 67.4   | 27.0                                   | 50.6                                | 3.1                 | 6.6                    | 10.9                              | ..                                       | 9.7  | 100.0                                   |         |  |         |
| 119                          | Palestine, State of                | 33.1  | 45.9   | 9.6                                    | 61.1                                | 27.9                | 44.5                   | 32.3                              | 9.4                                      | 2.9  | 8.0                                     |         |  |         |
| 120                          | Iraq                               | 42.7  | 46.5   | 18.7                                   | 61.6                                | 8.2                 | 18.0                   | 40.6                              | 5.6                                      | 31.6   | 56.0                                    |         |  |         |
| 121                          | El Salvador                        | 58.6  | 61.4   | 18.8                                   | 60.0                                | 4.5                 | 9.9                    | 29.9                              | 10.0                                     | 6.3  | 18.1                                    |         |  |         |
| 122                          | Kyrgyzstan                         | 57.2  | 61.6   | 26.7                                   | 51.1                                | 7.3                 | 15.7                   | 20.4                              | 16.2                                     | 16.7   | 100.0                                   |         |  |         |
| 123                          | Morocco                            | 44.4  | 49.0   | 37.5                                   | 43.0                                | 9.3                 | 18.0                   | ..                                | ..                                       | 8.2  | 39.8                                    |         |  |         |
| 124                          | Nicaragua                          | 63.7  | 66.6   | 29.4                                   | 53.0                                | 4.4                 | 8.5                    | 1.4                               | ..                                       | 8.8  | 23.7                                    |         |  |         |
| 125                          | Cabo Verde                         | 54.2  | 60.4   | 67.7                                   | 25.4                                | 10.3                | 17.8                   | ..                                | ..                                       | 37.2   | 85.8                                    |         |  |         |
| 125                          | Guyana                             | 50.9  | 57.7   | 13.4                                   | 60.1                                | 11.8                | 26.3                   | 35.2                              | 10.8                                     | 6.4  | 100.0                                   |         |  |         |
| 127                          | Guatemala                          | 60.3  | 62.0   | 29.4                                   | 49.6                                | 2.7                 | 5.8                    | 27.3                              | ..                                       | 13.4   | 8.3                                     |         |  |         |
| 127                          | Tajikistan                         | 53.2  | 59.3   | 51.6                                   | 32.0                                | 10.3                | 18.9                   | ..                                | ..                                       | 16.9   | 92.8                                    |         |  |         |
| 129                          | Namibia                            | 47.3  | 61.7   | 20.2                                   | 60.2                                | 23.3                | 45.5                   | 33.4                              | ..                                       | 26.4   | 98.4                                    |         |  |         |
| 130                          | India                              | 51.9  | 53.8   | 42.7                                   | 33.5                                | 3.5                 | 10.5                   | 27.5                              | ..                                       | 42.9   | 24.1                                    |         |  |         |
| 131                          | Micronesia (Federated States of)   | ..  | ..   | ..                                     | ..                                  | ..                  | ..                     | ..                                | ..                                       | ..   | ..                                      |         |  |         |
| 132                          | Timor-Leste                        | 37.5  | 38.8   | 25.0                                   | 59.8                                | 3.4                 | 11.6                   | 24.3                              | ..                                       | 23.1   | 89.7                                    |         |  |         |
| 133                          | Honduras                           | 65.1  | 68.1   | 28.5                                   | 50.3                                | 4.5                 | 8.2                    | 27.8                              | ..                                       | 21.9   | 56.9                                    |         |  |         |
| 134                          | Bhutan                             | 65.2  | 66.8   | 56.8                                   | 33.5                                | 2.4                 | 10.2                   | ..                                | 3.5                                      | 9.6  | 3.2                                     |         |  |         |
| 134                          | Kiribati                           | ..  | ..   | ..                                     | ..                                  | ..                  | ..                     | ..                                | ..                                       | ..   | ..                                      |         |  |         |
| 136                          | Bangladesh                         | 54.0  | 56.5   | 39.1                                   | 39.9                                | 4.4                 | 11.4                   | 28.9                              | ..                                       | 67.3   | 33.4                                    |         |  |         |
| 137                          | Congo                              | 62.1  | 69.7   | 37.2                                   | 36.9                                | 11.0                | 22.5                   | ..                                | 23.3                                     | 52.5   | 22.1                                    |         |  |         |
| 138                          | Vanuatu                            | 66.8  | 70.5   | 64.9                                   | 29.2                                | 5.2                 | 10.6                   | ..                                | ..                                       | ..   | 3.5                                     |         |  |         |
| 139                          | Lao People's Democratic Republic   | 77.8  | 78.3   | 61.3                                   | 29.0                                | 0.7                 | 1.7                    | ..                                | 12.3                                     | 77.2   | 5.6                                     |         |  |         |
| 140                          | Ghana                              | 75.1  | 76.9   | 40.7                                   | 45.2                                | 2.4                 | 4.9                    | 25.5                              | 19.9                                     | 25.7   | 33.3                                    |         |  |         |
| 141                          | Equatorial Guinea                  | 55.1  | 59.2   | 59.5                                   | 34.1                                | 6.9                 | 14.2                   | ..                                | ..                                       | 13.0   | ..                                      |         |  |         |
| 142                          | Kenya                              | 57.9  | 65.4   | 38.0                                   | 47.8                                | 11.5                | 26.2                   | ..                                | ..                                       | 26.8   | 24.8                                    |         |  |         |
| 143                          | Sao Tome and Principe              | 50.3  | 58.1   | 17.1                                   | 68.8                                | 13.4                | 27.1                   | ..                                | 18.2                                     | ..   | 52.5                                    |         |  |         |
| 144                          | Eswatini (Kingdom of)              | 40.0  | 54.3   | 69.1                                   | 18.5                                | 26.4                | 54.8                   | ..                                | 7.8                                      | 34.4   | 86.0                                    |         |  |         |
| 144                          | Zambia                             | 69.0  | 74.8   | 53.3                                   | 34.8                                | 7.8                 | 15.4                   | ..                                | ..                                       | 67.0   | 8.8                                     |         |  |         |
| 146                          | Cambodia                           | 84.5  | 84.6   | 26.7                                   | 46.3                                | 0.2                 | 0.4                    | 12.7                              | 12.6                                     | 46.4   | 3.2                                     |         |  |         |
| 147                          | Angola                             | 71.3  | 77.6   | 50.6                                   | 40.8                                | 8.2                 | 19.1                   | ..                                | 18.7                                     | 59.0   | 14.5                                    |         |  |         |
| 148                          | Myanmar                            | 64.6  | 65.1   | 49.9                                   | 33.5                                | 0.8                 | 1.7                    | 18.6                              | ..                                       | 41.9   | ..                                      |         |  |         |
| 149                          | Nepal                              | 81.9  | 84.2   | 71.7                                   | 20.2                                | 2.7                 | 4.3                    | ..                                | 21.7                                     | 32.6   | 62.5                                    |         |  |         |
| 150                          | Pakistan                           | 52.2  | 54.4   | 42.0                                   | 34.3                                | 4.0                 | 7.7                    | 30.4                              | ..                                       | 31.2   | 2.3                                     |         |  |         |
| 151                          | Cameroon                           | 73.0  | 76.2   | 62.0                                   | 28.7                                | 4.3                 | 8.9                    | ..                                | 38.9                                     | 38.3   | 13.0                                    |         |  |         |
| <b>LOW HUMAN DEVELOPMENT</b> |                                    |   |  |  |                                     |                     |                        |                                   |  |  |   |         |  |         |
| 152                          | Solomon Islands                    | 70.0  | 71.5   | 69.6                                   | 20.6                                | 2.1                 | 4.4                    | ..                                | 17.9                                     | 43.5   | 13.1                                    |         |  |         |
| 153                          | Papua New Guinea                   | 68.1  | 69.9   | 20.6                                   | 71.8                                | 2.7                 | 5.0                    | ..                                | ..                                       | 46.8   | 0.9                                     |         |  |         |
| 154                          | Tanzania (United Republic of)      | 81.5  | 83.3   | 66.7                                   | 27.3                                | 2.2                 | 3.9                    | 14.9                              | 24.3                                     | 68.3   | 3.2                                     |         |  |         |
| 155                          | Syrian Arab Republic               | 34.8  | 41.1   | 22.9                                   | 44.4                                | 15.2                | 34.9                   | ..                                | ..                                       | 62.5   | 16.7                                    |         |  |         |
| 156                          | Zimbabwe                           | 79.3  | 83.6   | 68.5                                   | 24.1                                | 5.2                 | 11.4                   | ..                                | ..                                       | 74.8   | 6.2                                     |         |  |         |
| 157                          | Nigeria                            | 51.3  | 55.2   | 36.6                                   | 51.8                                | 7.0                 | 13.4                   | 20.4                              | 31.5                                     | 71.7   | 7.8                                     |         |  |         |
| 158                          | Rwanda                             | 85.0  | 86.2   | 66.5                                   | 25.4                                | 1.3                 | 2.1                    | 4.7                               | 19.0                                     | 70.8   | 4.7 <sup>d</sup>                        |         |  |         |
| 159                          | Lesotho                            | 48.4  | 66.5   | 10.4                                   | 49.1                                | 27.3                | 38.5                   | ..                                | ..                                       | 55.3   | 94.0                                    |         |  |         |
| 159                          | Mauritania                         | 44.4  | 49.4   | 75.9                                   | 16.9                                | 10.2                | 18.6                   | 39.5                              | 17.4                                     | 15.9   | 9.3 <sup>e</sup>                        |         |  |         |
| 161                          | Madagascar                         | 84.9  | 86.5   | 74.4                                   | 16.4                                | 1.8                 | 3.0                    | 3.8                               | ..                                       | 86.4   | 4.6                                     |         |  |         |
| 162                          | Uganda                             | 69.2  | 70.7   | 69.0                                   | 24.1                                | 2.1                 | 2.9                    | 5.9                               | 20.6                                     | 52.4   | 6.6                                     |         |  |         |
| 163                          | Benin                              | 69.1  | 70.9   | 43.2                                   | 38.3                                | 2.5                 | 5.2                    | 20.0                              | 41.3                                     | 73.5   | 9.7                                     |         |  |         |
| 164                          | Senegal                            | 54.4  | 57.2   | 53.4                                   | 26.5                                | 4.9                 | 5.5                    | 36.2                              | 22.8                                     | 63.2   | 23.5                                    |         |  |         |
| 165                          | Comoros                            | 41.2  | 43.1   | 54.9                                   | 29.8                                | 4.3                 | 10.0                   | ..                                | 28.5                                     | 28.1   | ..                                      |         |  |         |
| 165                          | Togo                               | 76.1  | 77.6   | 37.8                                   | 44.9                                | 1.8                 | 2.8                    | ..                                | 22.6                                     | 61.4   | 10.9                                    |         |  |         |
| 167                          | Sudan                              | 40.5  | 46.5   | 53.3                                   | 27.5                                | 12.8                | 28.4                   | ..                                | 18.1                                     | 23.2   | 4.6                                     |         |  |         |
| 168                          | Afghanistan                        | 49.5  | 54.2   | 62.2                                   | 31.1                                | 8.8                 | 17.7                   | ..                                | 21.4                                     | 98.2   | 10.7                                    |         |  |         |
| 168                          | Haiti                              | 58.6  | 68.1   | 41.3                                   | 46.5                                | 14.0                | 36.0                   | ..                                | 35.5                                     | 50.7   | 1.0 <sup>f</sup>                        |         |  |         |
| 170                          | Côte d'Ivoire                      | 55.8  | 57.3   | 48.3                                   | 45.3                                | 2.6                 | 3.7                    | 36.0                              | 29.1                                     | 48.5   | 7.7                                     |         |  |         |
| 171                          | Malawi                             | 72.3  | 77.0   | 84.7                                   | 6.9                                 | 6.0                 | 8.0                    | ..                                | 19.4                                     | 82.6   | 2.3                                     |         |  |         |
| 172                          | Djibouti                           | 55.6  | 59.0   | 29.8                                   | 40.5                                | 5.8                 | 11.7                   | ..                                | ..                                       | ..   | 12.0 <sup>e</sup>                       |         |  |         |
| 173                          | Ethiopia                           | 78.2  | 82.5   | 68.2                                   | 22.4                                | 5.2                 | 7.4                    | 10.5                              | 48.6                                     | 51.5   | 15.3                                    |         |  |         |
| 174                          | Gambia                             | 53.7  | 59.3   | 27.1                                   | 57.6                                | 9.5                 | 12.9                   | 34.0                              | ..                                       | 62.3   | 17.0                                    |         |  |         |
| 175                          | Guinea                             | 61.3  | 64.2   | 68.2                                   | 25.9                                | 4.5                 | 5.5                    | ..                                | 32.8                                     | 69.4   | 8.8                                     |         |  |         |
| 176                          | Congo (Democratic Republic of the) | 69.8  | 72.4   | 81.9                                   | 7.0                                 | 3.7                 | 7.3                    | 21.4                              | 26.7                                     | 90.5   | 15.0                                    |         |  |         |



| HDI rank  | SDG 9.2                                     |  | SDG 9.2                                |                                     | SDG 8.5             |                    | SDG 8.5                           |                        | SDG 8.6                                      |   | SDG 8.7           |  | SDG 1.3                            |  |
|---|---|--|--|-------------------------------------|---------------------|--------------------|-----------------------------------|------------------------|--|---|-------------------|--|------------------------------------|--|
|   | Employment                                  |  |  |                                     | Unemployment        |                    |                                   |                        | Work that is a risk to human development     |   |                   |  | Employment-related social security |  |
|   | Employment to population ratio <sup>a</sup> | Labour force participation rate <sup>a</sup> | Employment in agriculture <sup>a</sup> | Employment in services <sup>a</sup> | Total <sup>a</sup>  | Youth <sup>a</sup> | Youth not in school or employment | Child labour           | Working poor at PPP\$3.10 a day <sup>a</sup> | Old-age pension recipients <sup>b</sup> |                   |  |                                    |  |
|   | (% ages 15 and older)                       | (% ages 15 and older)                        | (% of total employment)                |                                     | (% of labour force) | (% ages 15–24)     |                                   | (% ages 5–17)          | (% of total employment)                      | (% of statutory pension age population) |                   |  |                                    |  |
|   | 2017  | 2017   | 2017                                   | 2017                                | 2017                | 2017               | 2012–2017 <sup>c</sup>            | 2010–2016 <sup>c</sup> | 2017   | 2006–2016 <sup>d</sup>                  |                   |  |                                    |  |
| 177   | Guinea-Bissau                               | 67.3   | 71.6                                   | 83.5                                | 9.6                 | 6.1                | 11.6                              | ..                     | 36.2   | 78.2                                    | 6.2               |  |                                    |  |
| 178   | Yemen                                       | 32.7   | 37.9                                   | 44.5                                | 42.6                | 13.8               | 25.5                              | 44.8                   | ..   | 81.2                                    | 8.5               |  |                                    |  |
| 179   | Eritrea                                     | 76.2   | 81.4                                   | 83.9                                | 9.1                 | 6.4                | 11.3                              | ..                     | ..   | 75.2                                    | ..                |  |                                    |  |
| 180   | Mozambique                                  | 59.0   | 78.8                                   | 73.3                                | 22.4                | 25.0               | 42.7                              | 10.1                   | ..   | 76.8                                    | 17.3              |  |                                    |  |
| 181   | Liberia                                     | 54.3   | 55.7                                   | 43.0                                | 45.1                | 2.4                | 3.3                               | ..                     | 14.0   | 68.7                                    | ..                |  |                                    |  |
| 182   | Mali  | 65.9   | 71.5                                   | 57.6                                | 33.9                | 7.9                | 18.0                              | 24.9                   | 37.1   | 75.9                                    | 2.7               |  |                                    |  |
| 183   | Burkina Faso                                | 62.3   | 66.5                                   | 28.3                                | 39.8                | 6.3                | 8.6                               | ..                     | 42.0   | 66.8                                    | 2.7               |  |                                    |  |
| 184   | Sierra Leone                                | 55.3   | 57.9                                   | 60.6                                | 33.3                | 4.5                | 9.0                               | 10.1                   | 38.8   | 74.8                                    | 0.9               |  |                                    |  |
| 185   | Burundi                                     | 77.7   | 78.9                                   | 91.5                                | 6.1                 | 1.6                | 2.9                               | 6.2                    | 31.6   | 89.5                                    | 4.0               |  |                                    |  |
| 186   | Chad  | 67.0   | 71.1                                   | 87.2                                | 7.9                 | 5.9                | 10.1                              | ..                     | 39.0   | 65.5                                    | 1.6               |  |                                    |  |
| 187   | South Sudan                                 | 64.0   | 72.3                                   | 64.9                                | 16.1                | 11.5               | 17.6                              | ..                     | ..   | ..                                      | ..                |  |                                    |  |
| 188   | Central African Republic                    | 67.2   | 71.5                                   | 85.6                                | 6.4                 | 6.0                | 10.6                              | ..                     | 30.5   | 91.2                                    | ..                |  |                                    |  |
| 189   | Niger                                       | 78.6   | 78.9                                   | 75.6                                | 16.8                | 0.3                | 0.5                               | ..                     | 34.4   | 73.9                                    | 5.8               |  |                                    |  |
| <b>OTHER COUNTRIES OR TERRITORIES</b>                         |   |  |  |                                     |                     |                    |                                   |                        |  |   |                   |  |                                    |  |
| ..  | Korea (Democratic People's Rep. of)         | 76.6   | 80.5                                   | 67.1                                | 15.4                | 4.8                | 11.7                              | ..                     | ..   | 77.0                                    | ..                |  |                                    |  |
| ..  | Monaco                                      | ..   | ..                                     | ..                                  | ..                  | ..                 | ..                                | ..                     | ..   | ..                                      | ..                |  |                                    |  |
| ..  | Nauru                                       | ..   | ..                                     | ..                                  | ..                  | ..                 | ..                                | ..                     | ..   | ..                                      | 56.5              |  |                                    |  |
| ..  | San Marino                                  | ..   | ..                                     | ..                                  | ..                  | ..                 | ..                                | ..                     | ..   | ..                                      | ..                |  |                                    |  |
| ..  | Somalia                                     | 43.4   | 46.1                                   | 86.2                                | 6.2                 | 6.0                | 11.0                              | ..                     | ..   | 71.3                                    | ..                |  |                                    |  |
| ..  | Tuvalu                                      | ..   | ..                                     | ..                                  | ..                  | ..                 | ..                                | ..                     | ..   | ..                                      | 19.5 <sup>g</sup> |  |                                    |  |
| <b>Human development groups</b>                               |   |  |  |                                     |                     |                    |                                   |                        |  |   |                   |  |                                    |  |
|   | Very high human development                 | 57.3   | 60.7                                   | 4.1                                 | 72.7                | 5.8                | 14.5                              | 12.6                   | ..   | ..                                      | 95.7              |  |                                    |  |
|   | High human development                      | 61.3   | 65.2                                   | 17.5                                | 56.7                | 6.3                | 15.3                              | ..                     | ..   | 8.6                                     | 85.5              |  |                                    |  |
|   | Medium human development                    | 55.4   | 58.1                                   | 39.5                                | 38.6                | 4.7                | 12.7                              | 26.0                   | ..   | 37.1                                    | 27.0              |  |                                    |  |
|   | Low human development                       | 62.7   | 66.9                                   | 60.7                                | 28.8                | 6.7                | 12.2                              | ..                     | 30.8   | 68.4                                    | 9.4               |  |                                    |  |
| <b>Developing countries</b>                                   |   |  |  |                                     |                     |                    |                                   |                        |  |   |                   |  |                                    |  |
|   |   | 59.0   | 62.4                                   | 31.7                                | 46.0                | 5.7                | 13.6                              | ..                     | ..   | 27.6                                    | 59.1              |  |                                    |  |
| <b>Regions</b>  |   |  |  |                                     |                     |                    |                                   |                        |  |   |                   |  |                                    |  |
|   | Arab States                                 | 43.7   | 48.6                                   | 23.4                                | 49.9                | 10.6               | 27.5                              | ..                     | ..   | 24.7                                    | 36.2              |  |                                    |  |
|   | East Asia and the Pacific                   | 66.0   | 68.8                                   | 22.7                                | 52.3                | 4.2                | 10.5                              | ..                     | ..   | 13.8                                    | 87.0              |  |                                    |  |
|   | Europe and Central Asia                     | 52.1   | 57.4                                   | 21.1                                | 52.4                | 9.5                | 18.7                              | 21.5                   | ..   | 4.1                                     | 66.2              |  |                                    |  |
|   | Latin America and the Caribbean             | 59.0   | 64.3                                   | 14.3                                | 64.3                | 8.2                | 18.5                              | 21.6                   | 6.9  | 8.8                                     | 58.6              |  |                                    |  |
|   | South Asia                                  | 51.9   | 54.1                                   | 42.2                                | 34.6                | 4.1                | 11.1                              | 28.0                   | ..   | 42.7                                    | 23.6              |  |                                    |  |
|   | Sub-Saharan Africa                          | 64.5   | 69.5                                   | 57.2                                | 31.8                | 7.7                | 13.6                              | ..                     | 31.2   | 61.6                                    | 21.1              |  |                                    |  |
| <b>Least developed countries</b>                              |   |  |  |                                     |                     |                    |                                   |                        |  |   |                   |  |                                    |  |
|   |   | 64.8   | 68.4                                   | 60.2                                | 27.2                | 5.5                | 10.9                              | ..                     | ..   | 64.2                                    | 18.6              |  |                                    |  |
| <b>Small island developing states</b>                         |   |  |  |                                     |                     |                    |                                   |                        |  |   |                   |  |                                    |  |
|   |   | 58.7   | 63.0                                   | 24.5                                | 60.8                | 6.7                | 17.1                              | ..                     | ..   | 22.6                                    | 25.9              |  |                                    |  |
| <b>Organisation for Economic Co-operation and Development</b> |   |  |  |                                     |                     |                    |                                   |                        |  |   |                   |  |                                    |  |
|   |   | 56.2   | 59.7                                   | 4.7                                 | 72.6                | 6.0                | 13.0                              | 14.2                   | ..   | ..                                      | 92.3              |  |                                    |  |
| <b>World</b>  |   |  |  |                                     |                     |                    |                                   |                        |  |   |                   |  |                                    |  |
|   |   | <b>58.6</b>                                  | <b>62.0</b>                            | <b>26.5</b>                         | <b>51.1</b>         | <b>5.7</b>         | <b>13.6</b>                       | <b>21.7</b>            | <b>..</b>                                    | <b>26.5</b>                             | <b>71.5</b>       |  |                                    |  |

**NOTES**

- a** Estimates modelled by the International Labour Organization.
- b** Because statutory pension ages differ by country, cross-country comparisons should be made with caution.
- c** Data refer to the most recent year available during the period specified.
- d** Refers to 2004.
- e** Refers to 2002.
- f** Refers to 2001.
- g** Refers to 2005.

**DEFINITIONS**

**Employment to population ratio:** Percentage of the population ages 15 years and older that is employed.

**Labour force participation rate:** Percentage of a country's working-age population that engages actively in the labour market, either by working or looking for work. It provides an indication of the relative size of the supply of labour available to engage in the production of goods and services.

**Employment in agriculture:** Share of total employment that is employed in agriculture.

**Employment in services:** Share of total employment that is employed in services.

**Total unemployment rate:** Percentage of the labour force population ages 15 and older that is not in paid employment or self-employed but is available for work and has taken steps to seek paid employment or self-employment.

**Youth unemployment rate:** Percentage of the labour force population ages 15–24 that is

not in paid employment or self-employed but is available for work and has taken steps to seek paid employment or self-employment.

**Youth not in school or employment:** Percentage of people ages 15–24 who are not in employment or in education or training.

**Child labour:** Percentage of children ages 5–11 who, during the reference week, engaged in at least one hour of economic activity or at least 28 hours of household chores; children ages 12–14 who, during the reference week, engaged in at least 14 hours of economic activity or at least 28 hours of household chores; children ages 15–17 who, during the reference week, engaged in at least 43 hours of economic activity or household chores; or children ages 5–17 who, during the reference week, engaged in hazardous working conditions.

**Working poor at PPP\$3.10 a day:** Proportion of employed people who live on less than \$3.10 (in purchasing power parity terms) a day, expressed as a percentage of the total employed population ages 15 and older.

**Old-age pension recipients:** Proportion of people older than the statutory pensionable age receiving an old-age pension (contributory, noncontributory or both), expressed as a percentage of the eligible population.

**MAIN DATA SOURCES**

**Columns 1–7 and 9:** ILO (2018a).

**Column 8:** United Nations Statistics Division (2018a).

**Column 10:** ILO (2018b).

# Human security

| HDI rank                           |                        | SDG 16.9               | SDG 1.5, 11.5                 | SDG 1.5, 11.5                | SDG 1.5, 11.5, 13.1                     | SDG 16.3          | SDG 16.1               | SDG 3.4                |                      | SDG 2.1 |                               |                        |                                   |
|------------------------------------|------------------------|------------------------|-------------------------------|------------------------------|---|-------------------|------------------------|------------------------|----------------------|---------|-------------------------------|------------------------|-----------------------------------|
|                                    |                        | Birth registration     | Refugees by country of origin | Internally displaced persons | Homeless people due to natural disaster | Orphaned children | Prison population      | Homicide rate          | Suicide rate         |         | Justification of wife beating |                        | Depth of food deficit             |
|                                    |                        | (% under age 5)        | (thousands)                   | (thousands)                  | (average annual per million people)     | (thousands)       | (per 100,000 people)   | (per 100,000 people)   | (per 100,000 people) |         | (% ages 15–49)                |                        | (kilocalories per person per day) |
|                                    |                        | 2016–2017 <sup>a</sup> | 2017 <sup>b</sup>             | 2017                         | 2007/2017                               | 2016              | 2004–2015 <sup>a</sup> | 2011–2016 <sup>a</sup> | 2015                 | 2015    | 2010–2016 <sup>a</sup>        | 2010–2016 <sup>a</sup> | 2014/2016                         |
| <b>VERY HIGH HUMAN DEVELOPMENT</b> |                        |                        |                               |                              |   |                   |                        |                        |                      |         |                               |                        |                                   |
| 1                                  | Norway                 | 100 <sup>c</sup>       | 0.0                           | ..                           | 0                                       | ..                | 71                     | 0.5                    | 5.7                  | 12.9    | ..                            | ..                     | 3                                 |
| 2                                  | Switzerland            | 100 <sup>c</sup>       | 0.0                           | ..                           | 0                                       | ..                | 84                     | 0.5                    | 6.0                  | 15.5    | ..                            | ..                     | 5                                 |
| 3                                  | Australia              | 100 <sup>c</sup>       | 0.0                           | ..                           | 30                                      | 150               | 151                    | 0.9                    | 5.6                  | 15.3    | ..                            | ..                     | 8                                 |
| 4                                  | Ireland                | 100 <sup>c</sup>       | 0.0                           | ..                           | 0                                       | 35                | 80                     | 0.8                    | 4.2                  | 18.0    | ..                            | ..                     | 1                                 |
| 5                                  | Germany                | 100 <sup>c</sup>       | 0.1                           | ..                           | 0                                       | ..                | 78                     | 1.2                    | 4.5                  | 13.9    | ..                            | ..                     | 3                                 |
| 6                                  | Iceland                | 100 <sup>c</sup>       | 0.0                           | ..                           | 0                                       | ..                | 45                     | 0.3                    | 6.3                  | 17.2    | ..                            | ..                     | 4                                 |
| 7                                  | Hong Kong, China (SAR) | ..                     | 0.0                           | ..                           | 0                                       | ..                | 114                    | 0.4                    | ..                   | ..      | ..                            | ..                     | 8                                 |
| 7                                  | Sweden                 | 100 <sup>c</sup>       | 0.0                           | ..                           | 0                                       | 55                | 55                     | 1.1                    | 7.6                  | 17.8    | ..                            | ..                     | 10                                |
| 9                                  | Singapore              | ..                     | 0.0                           | ..                           | 0                                       | ..                | 227                    | 0.3                    | 5.5                  | 11.9    | ..                            | ..                     | ..                                |
| 10                                 | Netherlands            | 100 <sup>c</sup>       | 0.0                           | ..                           | 0                                       | 100               | 69                     | 0.6                    | 6.0                  | 12.9    | ..                            | ..                     | 10                                |
| 11                                 | Denmark                | 100 <sup>c</sup>       | 0.0                           | ..                           | 0                                       | ..                | 61                     | 1.0                    | 4.7                  | 13.5    | ..                            | ..                     | 5                                 |
| 12                                 | Canada                 | 100 <sup>c</sup>       | 0.1                           | ..                           | 18                                      | ..                | 106                    | 1.7                    | 5.6                  | 15.3    | ..                            | ..                     | 2                                 |
| 13                                 | United States          | 100 <sup>c</sup>       | 0.3                           | ..                           | 51                                      | ..                | 698                    | 5.4                    | 5.8                  | 19.5    | ..                            | ..                     | 0                                 |
| 14                                 | United Kingdom         | 100 <sup>c</sup>       | 0.1                           | ..                           | 43                                      | ..                | 146 <sup>d</sup>       | 1.2                    | 3.2                  | 11.7    | ..                            | ..                     | 3                                 |
| 15                                 | Finland                | 100 <sup>c</sup>       | 0.0                           | ..                           | 0                                       | ..                | 57                     | 1.4                    | 7.2                  | 21.4    | ..                            | ..                     | 4                                 |
| 16                                 | New Zealand            | 100 <sup>c</sup>       | 0.0                           | ..                           | 6                                       | ..                | 194                    | 1.0                    | 6.3                  | 18.7    | ..                            | ..                     | 15                                |
| 17                                 | Belgium                | 100 <sup>c</sup>       | 0.1                           | ..                           | 0                                       | ..                | 105                    | 1.9 <sup>e</sup>       | 9.1                  | 23.4    | ..                            | ..                     | 1                                 |
| 17                                 | Liechtenstein          | 100 <sup>c</sup>       | ..                            | ..                           | ..                                      | ..                | 21 <sup>f</sup>        | 2.7                    | ..                   | ..      | ..                            | ..                     | ..                                |
| 19                                 | Japan                  | 100 <sup>c</sup>       | 0.1                           | ..                           | 46                                      | ..                | 48                     | 0.3                    | 9.2                  | 21.7    | ..                            | ..                     | 12                                |
| 20                                 | Austria                | 100 <sup>c</sup>       | 0.0                           | ..                           | 0                                       | ..                | 95                     | 0.7                    | 5.3                  | 18.5    | ..                            | ..                     | 1                                 |
| 21                                 | Luxembourg             | 100 <sup>c</sup>       | 0.0                           | ..                           | 0                                       | ..                | 112                    | 0.7                    | 5.2                  | 11.6    | ..                            | ..                     | 2                                 |
| 22                                 | Israel                 | 100 <sup>c</sup>       | 0.5                           | ..                           | 0                                       | ..                | 256                    | 1.4                    | 2.3                  | 8.7     | ..                            | ..                     | 0                                 |
| 22                                 | Korea (Republic of)    | ..                     | 0.2                           | ..                           | 5                                       | ..                | 101                    | 0.7                    | 13.4                 | 36.1    | ..                            | ..                     | 6                                 |
| 24                                 | France                 | 100 <sup>c</sup>       | 0.1                           | ..                           | 1                                       | 540               | 95 <sup>f</sup>        | 1.4                    | 5.9                  | 19.0    | ..                            | ..                     | 2                                 |
| 25                                 | Slovenia               | 100 <sup>c</sup>       | 0.0                           | ..                           | 46                                      | ..                | 73                     | 0.5                    | 6.0                  | 24.5    | ..                            | ..                     | 8                                 |
| 26                                 | Spain                  | 100 <sup>c</sup>       | 0.0                           | ..                           | 29                                      | 250               | 136                    | 0.6                    | 2.9                  | 9.4     | ..                            | ..                     | 9                                 |
| 27                                 | Czechia                | 100 <sup>c</sup>       | 1.3                           | ..                           | 0                                       | ..                | 195                    | 0.6                    | 3.9                  | 17.7    | ..                            | ..                     | 5                                 |
| 28                                 | Italy                  | 100 <sup>c</sup>       | 0.1                           | ..                           | 116                                     | 300               | 86                     | 0.7                    | 2.2                  | 8.7     | ..                            | ..                     | 2                                 |
| 29                                 | Malta                  | 100 <sup>c</sup>       | ..                            | ..                           | ..                                      | ..                | 135                    | 0.9                    | 2.0                  | 8.2     | ..                            | ..                     | 4                                 |
| 30                                 | Estonia                | 100 <sup>c</sup>       | 0.3                           | ..                           | 0                                       | ..                | 216                    | 3.2                    | 4.8                  | 26.4    | ..                            | ..                     | 20                                |
| 31                                 | Greece                 | 100 <sup>c</sup>       | 0.1                           | ..                           | 33                                      | ..                | 109                    | 0.8                    | 1.2                  | 5.4     | ..                            | ..                     | 5                                 |
| 32                                 | Cyprus                 | 100 <sup>c</sup>       | 0.0                           | 217.0                        | 0                                       | ..                | 94 <sup>f</sup>        | 1.1                    | 1.0                  | 6.7     | ..                            | ..                     | 34                                |
| 33                                 | Poland                 | 100                    | 1.1                           | ..                           | 0                                       | ..                | 191                    | 0.7                    | 4.9                  | 32.7    | ..                            | ..                     | 3                                 |
| 34                                 | United Arab Emirates   | 100                    | 0.1                           | ..                           | 0                                       | ..                | 229                    | 0.9                    | 0.9                  | 3.6     | ..                            | ..                     | 30                                |
| 35                                 | Andorra                | 100 <sup>c</sup>       | 0.0                           | ..                           | ..                                      | ..                | 72                     | 1.2                    | ..                   | ..      | ..                            | ..                     | ..                                |
| 35                                 | Lithuania              | 100 <sup>c</sup>       | 0.1                           | ..                           | 0                                       | ..                | 268                    | 5.2                    | 8.1                  | 47.1    | ..                            | ..                     | 14                                |
| 37                                 | Qatar                  | 100                    | 0.0                           | ..                           | ..                                      | ..                | 53                     | 0.4                    | 1.2                  | 7.3     | 7                             | 16                     | ..                                |
| 38                                 | Slovakia               | 100 <sup>c</sup>       | 0.9                           | ..                           | 0                                       | ..                | 184                    | 1.0                    | 2.5                  | 18.1    | ..                            | ..                     | 22                                |
| 39                                 | Brunei Darussalam      | ..                     | 0.0                           | ..                           | 0                                       | ..                | 132                    | 0.5                    | 1.3                  | 1.4     | ..                            | ..                     | 17                                |
| 39                                 | Saudi Arabia           | ..                     | 1.2                           | ..                           | 31                                      | 230               | 161                    | 1.5                    | 2.2                  | 5.5     | ..                            | ..                     | 32                                |
| 41                                 | Latvia                 | 100 <sup>c</sup>       | 0.2                           | ..                           | 0                                       | 30                | 239                    | 3.4                    | 4.8                  | 31.9    | ..                            | ..                     | 9                                 |
| 41                                 | Portugal               | 100 <sup>c</sup>       | 0.0                           | ..                           | 28                                      | ..                | 138                    | 0.6                    | 3.7                  | 14.3    | ..                            | ..                     | 3                                 |
| 43                                 | Bahrain                | ..                     | 0.5                           | ..                           | 0                                       | ..                | 301                    | 0.5                    | 2.9                  | 9.5     | ..                            | ..                     | ..                                |
| 44                                 | Chile                  | 99                     | 0.5                           | ..                           | 4,515                                   | 140               | 247                    | 3.5                    | 3.3                  | 15.3    | ..                            | ..                     | 26                                |
| 45                                 | Hungary                | 100 <sup>c</sup>       | 3.3                           | ..                           | 0                                       | ..                | 187                    | 2.1                    | 6.9                  | 25.8    | ..                            | ..                     | 14                                |
| 46                                 | Croatia                | ..                     | 24.9                          | ..                           | 0                                       | ..                | 89                     | 1.0                    | 5.7                  | 19.2    | ..                            | ..                     | 11                                |
| 47                                 | Argentina              | 100                    | 0.1                           | ..                           | 15                                      | 630               | 160                    | 5.9                    | 4.8                  | 23.7    | 2                             | ..                     | 26                                |
| 48                                 | Oman                   | ..                     | 0.0                           | ..                           | 0                                       | ..                | 36                     | 0.7                    | 1.3                  | 6.4     | 8                             | ..                     | 47                                |
| 49                                 | Russian Federation     | 100 <sup>c</sup>       | 61.6                          | 19.0                         | 9                                       | ..                | 445                    | 10.8 <sup>g</sup>      | 5.6                  | 32.2    | ..                            | ..                     | 6                                 |
| 50                                 | Montenegro             | 99                     | 0.7                           | ..                           | 0                                       | ..                | 174                    | 4.5                    | 5.3                  | 12.4    | 3                             | 5                      | 2                                 |
| 51                                 | Bulgaria               | 100                    | 0.7                           | ..                           | 16                                      | ..                | 125                    | 1.1                    | 4.8                  | 18.3    | ..                            | ..                     | 24                                |
| 52                                 | Romania                | ..                     | 1.2                           | ..                           | 0                                       | 230               | 143                    | 1.2 <sup>e</sup>       | 2.5                  | 16.4    | ..                            | ..                     | 5                                 |
| 53                                 | Belarus                | 100                    | 3.7                           | ..                           | 0                                       | 140               | 306                    | 3.6                    | 5.4                  | 35.0    | 4                             | 4                      | 8                                 |
| 54                                 | Bahamas                | ..                     | 0.4                           | ..                           | 0                                       | ..                | 363                    | 28.4                   | 0.4                  | 2.9     | ..                            | ..                     | 72                                |
| 55                                 | Uruguay                | 100                    | 0.0                           | ..                           | 268                                     | 45                | 291                    | 7.7                    | 6.3                  | 25.2    | 2                             | ..                     | 9                                 |
| 56                                 | Kuwait                 | ..                     | 1.1                           | ..                           | 0                                       | ..                | 92                     | 1.8                    | 2.1                  | 5.7     | ..                            | ..                     | 15                                |
| 57                                 | Malaysia               | ..                     | 0.5                           | ..                           | 90                                      | 470               | 171                    | 2.1                    | 3.4                  | 9.5     | ..                            | ..                     | 15                                |
| 58                                 | Barbados               | 99                     | 0.2                           | ..                           | 0                                       | ..                | 322                    | 10.9                   | 0.1                  | 0.5     | 3                             | ..                     | 31                                |
| 58                                 | Kazakhstan             | 100                    | 2.4                           | ..                           | 47                                      | 470               | 234                    | 4.8 <sup>h</sup>       | 9.6                  | 48.1    | 14                            | 17                     | 17                                |

| HDI rank                        | SDG 16.9                                  | SDG 1.5, 11.5                 | SDG 1.5, 11.5                | SDG 1.5, 11.5, 13.1                     | Orphaned children | SDG 16.3               | SDG 16.1               | SDG 3.4              |                      | SDG 2.1                       |                        |                       |                                   |
|---------------------------------|---|-------------------------------|------------------------------|---|-------------------|------------------------|------------------------|----------------------|----------------------|-------------------------------|------------------------|-----------------------|-----------------------------------|
|                                 | Birth registration                        | Refugees by country of origin | Internally displaced persons | Homeless people due to natural disaster |                   | Prison population      | Homicide rate          | Suicide rate         |                      | Justification of wife beating |                        | Depth of food deficit |                                   |
|                                 | (% under age 5)                           | (thousands)                   | (thousands)                  | (average annual per million people)     |                   | (thousands)            | (per 100,000 people)   | (per 100,000 people) | (per 100,000 people) |                               | (% ages 15–49)         |                       | (kilocalories per person per day) |
|                                 | 2016–2017 <sup>a</sup>                    | 2017 <sup>a</sup>             | 2017                         | 2007/2017                               | 2016              | 2004–2015 <sup>a</sup> | 2011–2016 <sup>a</sup> | 2015                 | 2015                 | 2010–2016 <sup>a</sup>        | 2010–2016 <sup>a</sup> | 2014/2016             |                                   |
| <b>HIGH HUMAN DEVELOPMENT</b>   |   |                               |                              |   |                   |                        |                        |                      |                      |                               |                        |                       |                                   |
| 60                              | Iran (Islamic Republic of)                | 99                            | 118.3                        | ..                                      | 27                | 740                    | 287                    | 2.5                  | 2.9                  | 4.2                           | ..                     | ..                    | 39                                |
| 60                              | Palau                                     | ..                            | 0.0                          | ..                                      | 5,457             | ..                     | 343                    | 3.1                  | ..                   | ..                            | ..                     | ..                    | ..                                |
| 62                              | Seychelles                                | ..                            | 0.0                          | ..                                      | 0                 | ..                     | 799                    | 12.7                 | 1.9                  | 15.7                          | ..                     | ..                    | ..                                |
| 63                              | Costa Rica                                | 100                           | 0.2                          | ..                                      | 0                 | 44                     | 352                    | 11.9                 | 2.0                  | 12.6                          | 4                      | ..                    | 39                                |
| 64                              | Turkey                                    | 99                            | 61.4                         | 1,113.0                                 | 41                | ..                     | 220                    | 4.3                  | 4.7                  | 12.6                          | 13                     | ..                    | 1                                 |
| 65                              | Mauritius                                 | ..                            | 0.1                          | ..                                      | 0                 | ..                     | 155                    | 1.8                  | 3.7                  | 14.0                          | ..                     | ..                    | 38                                |
| 66                              | Panama                                    | 96                            | 0.0                          | ..                                      | 0                 | ..                     | 392                    | 9.7                  | 1.1                  | 10.1                          | 6                      | ..                    | 64                                |
| 67                              | Serbia                                    | 99                            | 35.0                         | ..                                      | 15                | ..                     | 148                    | 1.4                  | 5.5                  | 19.5                          | 4                      | 7 <sup>i</sup>        | 40                                |
| 68                              | Albania                                   | 99                            | 12.2                         | ..                                      | 7                 | ..                     | 189                    | 2.7                  | 2.4                  | 5.3                           | 30 <sup>j</sup>        | 36 <sup>j</sup>       | 38                                |
| 69                              | Trinidad and Tobago                       | 94                            | 0.3                          | ..                                      | 0                 | 25                     | 258                    | 30.9                 | 4.5                  | 22.4                          | 8 <sup>j</sup>         | ..                    | 35                                |
| 70                              | Antigua and Barbuda                       | ..                            | 0.1                          | ..                                      | 1,316             | ..                     | 373                    | 10.3                 | 0.0                  | 0.0                           | ..                     | ..                    | 209                               |
| 70                              | Georgia                                   | 100                           | 6.5                          | 289.0                                   | 132               | 52                     | 274 <sup>f</sup>       | 1.0                  | 1.5                  | 9.7                           | 7 <sup>j</sup>         | ..                    | 52                                |
| 72                              | Saint Kitts and Nevis                     | ..                            | 0.1                          | ..                                      | 0                 | ..                     | 607                    | 34.2                 | ..                   | ..                            | ..                     | ..                    | ..                                |
| 73                              | Cuba                                      | 100                           | 5.3                          | ..                                      | 1,299             | 87                     | 510                    | 5.0                  | 4.2                  | 17.0                          | 4 <sup>i</sup>         | 7 <sup>i</sup>        | 5                                 |
| 74                              | Mexico                                    | 95                            | 11.7                         | 345.0                                   | 60                | 1,600                  | 212                    | 19.3                 | 2.1                  | 8.1                           | 5                      | ..                    | 29                                |
| 75                              | Grenada                                   | ..                            | 0.1                          | ..                                      | 0                 | ..                     | 398                    | 10.2                 | 0.5                  | 0.0                           | ..                     | ..                    | 204                               |
| 76                              | Sri Lanka                                 | 97                            | 115.6                        | 42.0                                    | 5,321             | ..                     | 92                     | 2.5 <sup>h</sup>     | 13.3                 | 58.8                          | 53 <sup>ij</sup>       | ..                    | 195                               |
| 77                              | Bosnia and Herzegovina                    | 100                           | 17.7                         | 99.0                                    | 0                 | ..                     | 73 <sup>d</sup>        | 1.3                  | 1.9                  | 7.1                           | 5                      | 6                     | 14                                |
| 78                              | Venezuela (Bolivarian Republic of)        | 81                            | 9.3                          | ..                                      | 6                 | 520                    | 178                    | 56.3                 | 1.1                  | 5.4                           | ..                     | ..                    | 88                                |
| 79                              | Brazil                                    | 96                            | 0.9                          | ..                                      | 76                | 3,200                  | 301                    | 29.5                 | 2.7                  | 9.6                           | ..                     | ..                    | 14                                |
| 80                              | Azerbaijan                                | 94                            | 10.3                         | 393.0                                   | 68                | 140                    | 236                    | 2.1                  | 1.1                  | 5.3                           | 28                     | 58 <sup>i</sup>       | 8                                 |
| 80                              | Lebanon                                   | 100                           | 5.3                          | 11.0                                    | 0                 | ..                     | 120                    | 4.0                  | 2.0                  | 4.0                           | 10 <sup>ij</sup>       | ..                    | 39                                |
| 80                              | The former Yugoslav Republic of Macedonia | 100                           | 1.7                          | 0.1                                     | 0                 | ..                     | 147                    | 1.6                  | 3.1                  | 9.9                           | 15                     | ..                    | 28                                |
| 83                              | Armenia                                   | 99                            | 10.8                         | 8.4 <sup>k</sup>                        | 0                 | ..                     | 130                    | 3.0                  | 1.8                  | 8.0                           | 10                     | 23                    | 31                                |
| 83                              | Thailand                                  | 100                           | 0.2                          | 41.0                                    | 24                | 830                    | 461                    | 3.2                  | 7.7                  | 18.2                          | 9                      | 9                     | 69                                |
| 85                              | Algeria                                   | 100                           | 4.0                          | 2.5 <sup>k</sup>                        | 6                 | 470                    | 162                    | 1.4                  | 1.3                  | 5.0                           | 59 <sup>i</sup>        | ..                    | 32                                |
| 86                              | China                                     | ..                            | 207.7                        | ..                                      | 150               | ..                     | 119 <sup>f</sup>       | 0.6                  | 9.5                  | 7.7                           | ..                     | ..                    | 76                                |
| 86                              | Ecuador                                   | 94                            | 1.3                          | ..                                      | 86                | 260                    | 162                    | 5.9                  | 3.7                  | 11.5                          | ..                     | ..                    | 80                                |
| 88                              | Ukraine                                   | 100                           | 139.3                        | 800.0                                   | 7                 | 820                    | 195 <sup>f</sup>       | 6.3                  | 6.2                  | 28.7                          | 3                      | 9                     | 18                                |
| 89                              | Peru                                      | 98                            | 2.6                          | 59.0                                    | 187               | 490                    | 242                    | 7.7                  | 2.9                  | 9.2                           | ..                     | ..                    | 52                                |
| 90                              | Colombia                                  | 97                            | 76.7                         | 6,509.0                                 | 31                | 760                    | 244                    | 25.5                 | 2.1                  | 10.1                          | ..                     | ..                    | 50                                |
| 90                              | Saint Lucia                               | 92                            | 1.0                          | ..                                      | 0                 | ..                     | 349                    | 19.3                 | 1.6                  | 12.0                          | 7                      | ..                    | 131                               |
| 92                              | Fiji                                      | ..                            | 0.7                          | ..                                      | 0                 | ..                     | 174                    | 2.3                  | 4.3                  | 13.5                          | ..                     | ..                    | 31                                |
| 92                              | Mongolia                                  | 99                            | 2.2                          | ..                                      | 0                 | ..                     | 266                    | 5.7                  | 9.2                  | 48.2                          | 10                     | 9 <sup>i</sup>        | 141                               |
| 94                              | Dominican Republic                        | 88                            | 0.4                          | ..                                      | 125               | 250                    | 233                    | 15.2                 | 2.6                  | 12.2                          | 2                      | 8 <sup>j</sup>        | 96                                |
| 95                              | Jordan                                    | 99                            | 2.1                          | ..                                      | 0                 | ..                     | 150                    | 1.5                  | 2.4                  | 5.3                           | 70 <sup>i</sup>        | ..                    | 28                                |
| 95                              | Tunisia                                   | 99                            | 1.8                          | ..                                      | 0                 | ..                     | 212                    | 3.0                  | 4.1                  | 6.7                           | 30                     | ..                    | 37                                |
| 97                              | Jamaica                                   | 100                           | 2.2                          | ..                                      | 38                | 45                     | 145                    | 47.0                 | 0.3                  | 2.6                           | 5                      | ..                    | 61                                |
| 98                              | Tonga                                     | 93                            | 0.0                          | ..                                      | 0                 | ..                     | 166                    | 1.0                  | 3.3                  | 5.1                           | 29                     | 21                    | ..                                |
| 99                              | Saint Vincent and the Grenadines          | ..                            | 1.3                          | ..                                      | 499               | ..                     | 378                    | 36.5                 | 0.4                  | 4.9                           | ..                     | ..                    | 43                                |
| 100                             | Suriname                                  | 99                            | 0.0                          | ..                                      | 0                 | 13                     | 183                    | ..                   | 12.6                 | 41.6                          | 13                     | ..                    | 55                                |
| 101                             | Botswana                                  | 83                            | 0.3                          | ..                                      | 0                 | 110                    | 188                    | ..                   | 6.2                  | 19.5                          | ..                     | ..                    | 192                               |
| 101                             | Maldives                                  | 93                            | 0.1                          | ..                                      | 0                 | ..                     | 341                    | 0.8                  | 8.9                  | 13.1                          | 31 <sup>ij</sup>       | 14 <sup>ij</sup>      | 58                                |
| 103                             | Dominica                                  | ..                            | 0.0                          | ..                                      | 844               | ..                     | 300                    | 8.4                  | ..                   | ..                            | ..                     | ..                    | 42                                |
| 104                             | Samoa                                     | 59                            | 0.0                          | ..                                      | 0                 | ..                     | 250                    | 3.1                  | 2.8                  | 11.4                          | 37                     | 30                    | 20                                |
| 105                             | Uzbekistan                                | 100                           | 3.4                          | ..                                      | 0                 | ..                     | 150                    | ..                   | 5.2                  | 13.6                          | 70 <sup>j</sup>        | 61 <sup>j</sup>       | 43                                |
| 106                             | Belize                                    | 96                            | 0.1                          | ..                                      | 0                 | 7                      | 449                    | 37.6                 | 2.0                  | 14.7                          | 5                      | 5                     | 40                                |
| 106                             | Marshall Islands                          | 96                            | 0.0                          | ..                                      | 0                 | ..                     | 66                     | ..                   | ..                   | ..                            | 56 <sup>j</sup>        | 58 <sup>j</sup>       | ..                                |
| 108                             | Libya                                     | ..                            | 11.2                         | 197.0                                   | 0                 | ..                     | 99                     | 2.5                  | 2.8                  | 9.2                           | ..                     | ..                    | ..                                |
| 108                             | Turkmenistan                              | 100                           | 0.4                          | ..                                      | 0                 | ..                     | 583                    | ..                   | 5.2                  | 15.8                          | 26                     | ..                    | 37                                |
| 110                             | Gabon                                     | 90                            | 0.2                          | ..                                      | 41                | 74                     | 210                    | 8.0                  | 7.0                  | 18.1                          | 50                     | 40                    | 47                                |
| 110                             | Paraguay                                  | 93                            | 0.1                          | ..                                      | 28                | 120                    | 158                    | 9.3                  | 6.1                  | 13.7                          | ..                     | ..                    | 85                                |
| 112                             | Moldova (Republic of)                     | 100                           | 2.3                          | ..                                      | 0                 | 68                     | 215 <sup>f</sup>       | 3.2                  | 3.9                  | 22.3                          | 11                     | 13                    | 62                                |
| <b>MEDIUM HUMAN DEVELOPMENT</b> |   |                               |                              |   |                   |                        |                        |                      |                      |                               |                        |                       |                                   |
| 113                             | Philippines                               | 90                            | 0.4                          | 445.0                                   | 138               | 2,900                  | 121                    | 11.0 <sup>h</sup>    | 1.9                  | 5.8                           | 13                     | ..                    | 96                                |
| 113                             | South Africa                              | 85                            | 0.5                          | ..                                      | 25                | 3,000                  | 292                    | 34.0                 | 5.1                  | 20.7                          | ..                     | ..                    | 32                                |
| 115                             | Egypt                                     | 99                            | 22.1                         | 82.0                                    | 1                 | 1,700                  | 76                     | 2.5                  | 1.8                  | 4.5                           | 36 <sup>i</sup>        | ..                    | 32                                |
| 116                             | Indonesia                                 | 73                            | 7.0                          | 13.0                                    | 32                | 5,300                  | 64                     | 0.5                  | 1.6                  | 4.5                           | 35                     | 18 <sup>i</sup>       | 53                                |
| 116                             | Viet Nam                                  | 96                            | 334.1                        | ..                                      | 480               | 1,300                  | 154                    | 1.5                  | 3.4                  | 11.3                          | 28                     | ..                    | 80                                |

**TABLE 12 HUMAN SECURITY**

| HDI rank                     | SDG 16.9                           | SDG 1.5, 11.5                 | SDG 1.5, 11.5                | SDG 1.5, 11.5, 13.1                     | Orphaned children | SDG 16.3               | SDG 16.1               | SDG 3.4              |      | SDG 2.1                       |                        |                                   |     |
|------------------------------|------------------------------------|-------------------------------|------------------------------|---|-------------------|------------------------|------------------------|----------------------|------|-------------------------------|------------------------|-----------------------------------|-----|
|                              | Birth registration                 | Refugees by country of origin | Internally displaced persons | Homeless people due to natural disaster |                   | Prison population      | Homicide rate          | Suicide rate         |      | Justification of wife beating |                        | Depth of food deficit             |     |
|                              | (% under age 5)                    | (thousands)                   | (thousands)                  | (average annual per million people)     |                   | (per 100,000 people)   | (per 100,000 people)   | (per 100,000 people) |      | (% ages 15–49)                |                        | (kilocalories per person per day) |     |
|                              | 2016–2017 <sup>a</sup>             | 2017 <sup>b</sup>             | 2017                         | 2007/2017                               | 2016              | 2004–2015 <sup>a</sup> | 2011–2016 <sup>a</sup> | 2015                 | 2015 | 2010–2016 <sup>a</sup>        | 2010–2016 <sup>a</sup> | 2014/2016                         |     |
| 118                          | Bolivia (Plurinational State of)   | 76                            | 0.5                          | ..                                      | 45                | 280                    | 122                    | 6.3                  | 14.4 | 26.7                          | 16 <sup>i</sup>        | ..                                | 136 |
| 119                          | Palestine, State of                | 99                            | 99.6 <sup>l</sup>            | 231.0                                   | 11                | ..                     | ..                     | 0.7                  | ..   | ..                            | ..                     | ..                                | ..  |
| 120                          | Iraq                               | 99                            | 360.6                        | 2,648.0                                 | 7                 | ..                     | 123                    | 9.9                  | 3.5  | 4.8                           | 51                     | ..                                | 235 |
| 121                          | El Salvador                        | 99                            | 25.9                         | ..                                      | 261               | 150                    | 492                    | 82.8                 | 4.4  | 19.2                          | 8                      | ..                                | 85  |
| 122                          | Kyrgyzstan                         | 98                            | 2.8                          | ..                                      | 104               | 130                    | 166                    | 4.5                  | 3.4  | 13.4                          | 33                     | 50                                | 43  |
| 123                          | Morocco                            | 94                            | 3.1                          | ..                                      | 0                 | 400                    | 222                    | 1.2                  | 3.5  | 7.0                           | 64 <sup>i</sup>        | ..                                | 25  |
| 124                          | Nicaragua                          | 85                            | 1.5                          | ..                                      | 2                 | 110                    | 171                    | 7.4                  | 4.2  | 15.9                          | 14 <sup>ij</sup>       | ..                                | 128 |
| 125                          | Cabo Verde                         | 91                            | 0.0                          | ..                                      | 0                 | 8                      | 286                    | 11.5                 | 7.0  | 18.5                          | 17 <sup>ij</sup>       | 16 <sup>ij</sup>                  | 100 |
| 125                          | Guyana                             | 89                            | 0.3                          | ..                                      | 0                 | 21                     | 259                    | 18.4                 | 15.5 | 46.0                          | 10                     | 10                                | 60  |
| 127                          | Guatemala                          | 96                            | 16.3                         | 242.0                                   | 368               | 460                    | 121                    | 27.3                 | 1.5  | 4.2                           | 11                     | 7                                 | 104 |
| 127                          | Tajikistan                         | 88                            | 1.4                          | ..                                      | 19                | 180                    | 121                    | 1.6                  | 2.5  | 7.2                           | 60                     | ..                                | 227 |
| 129                          | Namibia                            | 87                            | 1.4                          | ..                                      | 0                 | 110                    | 144                    | 17.1                 | 5.5  | 16.4                          | 28                     | 22                                | 207 |
| 130                          | India                              | 80                            | 7.9                          | 806.0                                   | 461               | ..                     | 33                     | 3.2                  | 14.2 | 17.9                          | 47 <sup>i</sup>        | 42 <sup>i</sup>                   | 105 |
| 131                          | Micronesia (Federated States of)   | ..                            | ..                           | ..                                      | 0                 | ..                     | 127                    | 4.7                  | 6.7  | 15.7                          | ..                     | ..                                | ..  |
| 132                          | Timor-Leste                        | 55                            | 0.0                          | ..                                      | 156               | ..                     | 50                     | 3.9                  | 5.6  | 13.2                          | 86                     | 81                                | 180 |
| 133                          | Honduras                           | 94                            | 14.4                         | 190.0                                   | 106               | 170                    | 196                    | 56.5                 | 2.6  | 5.8                           | 12                     | 10                                | 109 |
| 134                          | Bhutan                             | 100                           | 8.0                          | ..                                      | 0                 | ..                     | 145                    | 1.1                  | 9.9  | 13.9                          | 68                     | ..                                | ..  |
| 134                          | Kiribati                           | 94                            | 0.0                          | ..                                      | 73                | ..                     | 136                    | 7.5                  | 6.6  | 23.6                          | 76 <sup>i</sup>        | 60 <sup>i</sup>                   | 20  |
| 136                          | Bangladesh                         | 20                            | 16.8                         | 432.0                                   | 131               | 2,300                  | 43                     | 2.5                  | 6.6  | 5.3                           | 28 <sup>i</sup>        | 36 <sup>ij</sup>                  | 107 |
| 137                          | Congo                              | 96                            | 13.3                         | 108.0                                   | 246               | 210                    | 27                     | 9.3                  | 6.1  | 17.9                          | 54                     | 40                                | 189 |
| 138                          | Vanuatu                            | 43                            | 0.0                          | ..                                      | 0                 | ..                     | 87                     | 2.1                  | 3.3  | 10.8                          | 60                     | 60                                | 44  |
| 139                          | Lao People's Democratic Republic   | 75                            | 7.1                          | ..                                      | 1                 | 170                    | 71                     | 7.0                  | 9.9  | 18.5                          | 58                     | 49                                | 124 |
| 140                          | Ghana                              | 71                            | 17.0                         | ..                                      | 18                | 1,100                  | 53                     | 1.7                  | 3.9  | 17.8                          | 28                     | 13                                | 50  |
| 141                          | Equatorial Guinea                  | 54                            | 0.1                          | ..                                      | 0                 | 45                     | 129                    | 2.3                  | 13.2 | 39.1                          | 53                     | 52                                | ..  |
| 142                          | Kenya                              | 67                            | 7.6                          | 159.0                                   | 12                | 2,300                  | 118                    | 4.9                  | 4.5  | 17.1                          | 42                     | 36                                | 120 |
| 143                          | Sao Tome and Principe              | 95                            | 0.0                          | ..                                      | 0                 | ..                     | 101                    | 3.4                  | 1.7  | 3.6                           | 19                     | 14                                | 84  |
| 144                          | Eswatini (Kingdom of)              | 54                            | 0.2                          | ..                                      | 0                 | 100                    | 289                    | ..                   | 9.6  | 27.3                          | 20                     | 17                                | 136 |
| 144                          | Zambia                             | 11                            | 0.3                          | ..                                      | 124               | 1,000                  | 125                    | 5.3                  | 5.0  | 18.2                          | 47                     | 32                                | 378 |
| 146                          | Cambodia                           | 73                            | 12.2                         | ..                                      | 356               | 420                    | 105                    | 1.8                  | 8.5  | 17.9                          | 50 <sup>i</sup>        | 27 <sup>i</sup>                   | 108 |
| 147                          | Angola                             | 25                            | 8.3                          | ..                                      | 364               | 1,500                  | 106                    | 4.8                  | 14.3 | 38.1                          | 25                     | 20                                | 89  |
| 148                          | Myanmar                            | 81                            | 1,106.6                      | 635.0                                   | 37                | 1,300                  | 113                    | 2.3                  | 3.3  | 5.9                           | 51                     | 49                                | 121 |
| 149                          | Nepal                              | 56                            | 8.4                          | 0.0                                     | 14                | 660                    | 59                     | 2.2                  | 6.2  | 8.2                           | 43                     | 22 <sup>i</sup>                   | 54  |
| 150                          | Pakistan                           | 34                            | 128.9                        | 249.0                                   | 72                | 3,900                  | 43                     | 4.4                  | 2.4  | 2.5                           | 42 <sup>i</sup>        | 32 <sup>i</sup>                   | 151 |
| 151                          | Cameroon                           | 66                            | 11.0                         | 239.0                                   | 199               | 1,300                  | 115                    | 4.2                  | 8.5  | 27.1                          | 36                     | 39                                | 50  |
| <b>LOW HUMAN DEVELOPMENT</b> |                                    |                               |                              |   |                   |                        |                        |                      |      |                               |                        |                                   |     |
| 152                          | Solomon Islands                    | 88                            | 0.1                          | ..                                      | 163               | ..                     | 56                     | ..                   | 5.0  | 13.7                          | 77                     | 57                                | 88  |
| 153                          | Papua New Guinea                   | ..                            | 0.4                          | 12.0                                    | 0                 | 300                    | 61                     | ..                   | 5.9  | 18.1                          | ..                     | ..                                | ..  |
| 154                          | Tanzania (United Republic of)      | 26                            | 0.7                          | ..                                      | 51                | 2,300                  | 69                     | 7.0                  | 5.8  | 16.5                          | 58                     | 40                                | 237 |
| 155                          | Syrian Arab Republic               | 96                            | 6,290.9                      | 6,784.0                                 | 0                 | ..                     | 60                     | ..                   | 1.2  | 5.2                           | ..                     | ..                                | ..  |
| 156                          | Zimbabwe                           | 44                            | 17.4                         | ..                                      | 82                | ..                     | 145                    | 6.7                  | 10.3 | 26.9                          | 39                     | 33                                | 356 |
| 157                          | Nigeria                            | 47                            | 216.0                        | 1,707.0                                 | 7                 | 11,600                 | 31                     | 9.8                  | 9.9  | 20.3                          | 35                     | 25                                | 48  |
| 158                          | Rwanda                             | 56                            | 259.0                        | ..                                      | 83                | 450                    | 434 <sup>f</sup>       | 2.5                  | 3.5  | 24.3                          | 41                     | 18                                | 321 |
| 159                          | Lesotho                            | 43                            | 0.0                          | ..                                      | 113               | ..                     | 92                     | 41.2                 | 8.2  | 19.9                          | 37 <sup>i</sup>        | 40                                | 101 |
| 159                          | Mauritania                         | 66                            | 36.5                         | ..                                      | 54                | 130                    | 44                     | 9.9                  | 5.7  | 14.5                          | 27 <sup>i</sup>        | 21 <sup>i</sup>                   | 35  |
| 161                          | Madagascar                         | 83                            | 0.3                          | ..                                      | 1,819             | 870                    | 83                     | 7.7                  | 3.9  | 12.5                          | 45                     | 46 <sup>i</sup>                   | 306 |
| 162                          | Uganda                             | 30                            | 6.4                          | 24.0                                    | 718               | 2,300                  | 115                    | 11.5                 | 7.6  | 18.3                          | 58                     | 44                                | 284 |
| 163                          | Benin                              | 85                            | 0.6                          | ..                                      | 1,431             | 470                    | 77                     | 6.2                  | 8.4  | 22.7                          | 36                     | 17                                | 67  |
| 164                          | Senegal                            | 68                            | 26.6                         | 22.0                                    | 0                 | 480                    | 62                     | 7.4                  | 5.2  | 20.2                          | 57                     | 25                                | 71  |
| 165                          | Comoros                            | 87                            | 0.6                          | ..                                      | 0                 | ..                     | 31                     | 7.7                  | 8.0  | 17.2                          | 39                     | 17                                | ..  |
| 165                          | Togo                               | 78                            | 8.1                          | 1.5 <sup>k</sup>                        | 177               | 330                    | 64                     | 9.0                  | 8.7  | 23.1                          | 29                     | 18                                | 77  |
| 167                          | Sudan                              | 67                            | 691.4 <sup>m</sup>           | 2,072.0                                 | 869               | 1,500                  | 50                     | ..                   | 6.3  | 16.6                          | 34                     | ..                                | 184 |
| 168                          | Afghanistan                        | 42                            | 2,621.1                      | 1,286.0                                 | 227               | 1,400                  | 74                     | 6.3                  | 3.1  | 10.9                          | 80 <sup>i</sup>        | 72 <sup>i</sup>                   | 145 |
| 168                          | Haiti                              | 80                            | 28.4                         | ..                                      | 869               | 420                    | 97                     | 10.0                 | 6.0  | 17.7                          | 17                     | 15                                | 468 |
| 170                          | Côte d'Ivoire                      | 72                            | 40.0                         | 16.0                                    | 42                | 1,400                  | 52                     | 11.6                 | 14.4 | 38.8                          | 48                     | 42                                | 113 |
| 171                          | Malawi                             | 67                            | 0.4                          | ..                                      | 148               | 960                    | 73                     | 1.7                  | 4.8  | 18.0                          | 16                     | 13                                | 179 |
| 172                          | Djibouti                           | 92                            | 1.8                          | ..                                      | 0                 | 33                     | 68                     | 6.5                  | 6.5  | 15.4                          | ..                     | ..                                | 96  |
| 173                          | Ethiopia                           | 3                             | 87.5                         | 1,078.0                                 | 2                 | 3,500                  | 128                    | 7.6                  | 5.6  | 20.7                          | 63                     | 28                                | 201 |
| 174                          | Gambia                             | 72                            | 14.6                         | ..                                      | 20                | 92                     | 58                     | 9.1                  | 7.7  | 15.5                          | 58                     | 33                                | 69  |
| 175                          | Guinea                             | 75                            | 20.3                         | ..                                      | 32                | 490                    | 26                     | 8.8                  | 7.5  | 15.5                          | 92                     | 66                                | 122 |
| 176                          | Congo (Democratic Republic of the) | 25                            | 611.9                        | 4,480.0                                 | 31                | 3,900                  | 32                     | 13.5                 | 7.3  | 17.3                          | 75                     | 61                                | ..  |
| 177                          | Guinea-Bissau                      | 24                            | 1.9                          | ..                                      | 41                | 110                    | ..                     | 9.5                  | 5.8  | 13.6                          | 42                     | 29                                | 204 |

| HDI rank  | SDG 16.9                            | SDG 1.5, 11.5                 | SDG 1.5, 11.5                | SDG 1.5, 11.5, 13.1                     | Orphaned children | SDG 16.3               | SDG 16.1               | SDG 3.4              |                      | SDG 2.1                       |                  |                        |                                   |           |
|---|-------------------------------------|-------------------------------|------------------------------|---|-------------------|------------------------|------------------------|----------------------|----------------------|-------------------------------|------------------|------------------------|-----------------------------------|-----------|
|   | Birth registration                  | Refugees by country of origin | Internally displaced persons | Homeless people due to natural disaster |                   | Prison population      | Homicide rate          | Suicide rate         |                      | Justification of wife beating |                  | Depth of food deficit  |                                   |           |
|   | (% under age 5)                     | (thousands)                   | (thousands)                  | (average annual per million people)     |                   | (thousands)            | (per 100,000 people)   | (per 100,000 people) | (per 100,000 people) |                               | (% ages 15–49)   |                        | (kilocalories per person per day) |           |
|   | 2016–2017 <sup>a</sup>              | 2017 <sup>a</sup>             | 2017                         | 2007/2017                               | 2016              | 2004–2015 <sup>a</sup> | 2011–2016 <sup>a</sup> | 2015                 | 2015                 | Female                        | Male             | 2010–2016 <sup>a</sup> | 2010–2016 <sup>a</sup>            | 2014/2016 |
| 178   | Yemen                               | 31                            | 23.6                         | 2,014.0                                 | 4                 | 880                    | 53                     | 6.7                  | 6.2                  | 12.6                          | 49               | ..                     | ..                                | 201       |
| 179   | Eritrea                             | ..                            | 464.1                        | ..                                      | 0                 | 150                    | ..                     | 8.0                  | 5.4                  | 23.4                          | 51               | 45                     | ..                                | ..        |
| 180   | Mozambique                          | 48                            | 0.1                          | 10.0                                    | 245               | 2,400                  | 61                     | 3.4                  | 6.7                  | 20.5                          | 23               | 20                     | 192                               | ..        |
| 181   | Liberia                             | 25                            | 6.0                          | ..                                      | 84                | 210                    | 39                     | 3.2                  | 4.9                  | 16.1                          | 43               | 24                     | 366                               | ..        |
| 182   | Mali                                | 87                            | 150.3                        | 38.0                                    | 276               | 700                    | 33                     | 10.9                 | 6.7                  | 14.5                          | 73               | 51                     | 24                                | ..        |
| 183   | Burkina Faso                        | 77                            | 2.7                          | 4.9                                     | 330               | 660                    | 34                     | 0.4                  | 10.1                 | 25.1                          | 44               | 34                     | 159                               | ..        |
| 184   | Sierra Leone                        | 77                            | 4.5                          | ..                                      | 30                | 310                    | 55                     | 1.7                  | 14.7                 | 29.7                          | 63               | 34                     | 228                               | ..        |
| 185   | Burundi                             | 75                            | 439.3                        | 57.0                                    | 396               | 610                    | 93                     | 6.0                  | 6.3                  | 20.3                          | 73               | 44                     | ..                                | ..        |
| 186   | Chad                                | 12                            | 16.3                         | 158.0                                   | 87                | 810                    | 39                     | 9.0                  | 7.9                  | 20.9                          | 74               | 51                     | 246                               | ..        |
| 187   | South Sudan                         | 35                            | 2,439.8 <sup>a</sup>         | 1,899.0                                 | 0                 | 660                    | 65                     | 13.9                 | 5.4                  | 14.3                          | 79               | ..                     | ..                                | ..        |
| 188   | Central African Republic            | 61                            | 545.5                        | 689.0                                   | 433               | 320                    | 16                     | 19.8                 | 9.3                  | 30.3                          | 80               | 75                     | 490                               | ..        |
| 189   | Niger                               | 64                            | 1.4                          | 144.0                                   | 192               | 910                    | 39                     | 4.4                  | 5.5                  | 11.5                          | 60               | 27                     | 67                                | ..        |
| <b>OTHER COUNTRIES OR TERRITORIES</b>                         |                                     |                               |                              |   |                   |                        |                        |                      |                      |                               |                  |                        |                                   |           |
| ..  | Korea (Democratic People's Rep. of) | 100                           | 1.2                          | ..                                      | 929               | ..                     | ..                     | 4.4 <sup>o</sup>     | 14.3                 | 17.3                          | ..               | ..                     | ..                                | 336       |
| ..  | Monaco                              | 100 <sup>c</sup>              | 0.0                          | ..                                      | ..                | ..                     | 74 <sup>i</sup>        | ..                   | ..                   | ..                            | ..               | ..                     | ..                                | ..        |
| ..  | Nauru                               | 83                            | ..                           | ..                                      | ..                | ..                     | 140                    | ..                   | ..                   | ..                            | ..               | ..                     | ..                                | ..        |
| ..  | San Marino                          | 100 <sup>c</sup>              | 0.0                          | ..                                      | ..                | ..                     | ..                     | ..                   | ..                   | ..                            | ..               | ..                     | ..                                | ..        |
| ..  | Somalia                             | 3                             | 986.4                        | 825.0                                   | 158               | 640                    | ..                     | 4.3                  | 4.8                  | 12.7                          | 76 <sup>ij</sup> | ..                     | ..                                | ..        |
| ..  | Tuvalu                              | 50                            | 0.0                          | ..                                      | 0                 | ..                     | 110                    | 18.6                 | ..                   | ..                            | 70 <sup>j</sup>  | 73 <sup>j</sup>        | ..                                | ..        |
| <b>Human development groups</b>                               |                                     |                               |                              |   |                   |                        |                        |                      |                      |                               |                  |                        |                                   |           |
|   | Very high human development         | 100                           | 109.0 <sup>p</sup>           | 236.0 <sup>p</sup>                      | 87                | ..                     | 284                    | 3.2                  | 5.6                  | 19.5                          | ..               | ..                     | ..                                | 7         |
|   | High human development              | ..                            | 884.7 <sup>p</sup>           | 9,909.0 <sup>p</sup>                    | 160               | ..                     | 174                    | 6.4                  | 7.1                  | 9.3                           | ..               | ..                     | ..                                | 61        |
|   | Medium human development            | 72                            | 2,245.6 <sup>p</sup>         | 6,479.0 <sup>p</sup>                    | 279               | ..                     | 66                     | 4.5                  | 8.8                  | 13.2                          | 41               | 37                     | 100                               | ..        |
|   | Low human development               | 45                            | 15,076.7 <sup>p</sup>        | 22,496.4 <sup>p</sup>                   | 208               | 3,987                  | 68                     | 8.5                  | 7.2                  | 18.8                          | 51               | 36                     | 163                               | ..        |
| <b>Developing countries</b>                                   |                                     |                               |                              |   |                   |                        |                        |                      |                      |                               |                  |                        |                                   |           |
|   |                                     | 68                            | 19,206.1 <sup>p</sup>        | 39,709.4 <sup>p</sup>                   | 232               | ..                     | 111                    | 5.7                  | 7.8                  | 12.6                          | 40               | ..                     | ..                                | 92        |
| <b>Regions</b>  |                                     |                               |                              |   |                   |                        |                        |                      |                      |                               |                  |                        |                                   |           |
|   | Arab States                         | 83                            | 8,507.1 <sup>p</sup>         | 14,866.5 <sup>p</sup>                   | 97                | ..                     | 116                    | 3.3                  | 3.1                  | 7.1                           | 46               | ..                     | ..                                | 83        |
|   | East Asia and the Pacific           | ..                            | 1,680.4 <sup>p</sup>         | 1,146.0 <sup>p</sup>                    | 151               | ..                     | 125                    | 1.4                  | 7.6                  | 8.0                           | ..               | ..                     | ..                                | 78        |
|   | Europe and Central Asia             | 98                            | 311.9 <sup>p</sup>           | 2,702.5 <sup>p</sup>                    | 27                | ..                     | 209                    | 4.2                  | 5.1                  | 18.8                          | 22               | ..                     | ..                                | 26        |
|   | Latin America and the Caribbean     | 94                            | 202.1 <sup>p</sup>           | 7,345.0 <sup>p</sup>                    | 237               | 1,497                  | 244                    | 23.1                 | 3.0                  | 11.1                          | ..               | ..                     | ..                                | 47        |
|   | South Asia                          | 67                            | 3,025.1 <sup>p</sup>         | 2,815.0 <sup>p</sup>                    | 415               | ..                     | 48                     | 3.3                  | 11.4                 | 14.8                          | 45               | 41                     | 108                               | ..        |
|   | Sub-Saharan Africa                  | 46                            | 5,479.4 <sup>p</sup>         | 10,834.4 <sup>p</sup>                   | 161               | 3,877                  | 88                     | 9.5                  | 7.4                  | 20.4                          | 49               | 34                     | 142                               | ..        |
| <b>Least developed countries</b>                              |                                     |                               |                              |   |                   |                        |                        |                      |                      |                               |                  |                        |                                   |           |
|   |                                     | 40                            | 10,665.9 <sup>p</sup>        | 15,869.4 <sup>p</sup>                   | 234               | 1,835                  | 75                     | 6.3                  | 6.4                  | 15.3                          | 49               | 38                     | 169                               | ..        |
| <b>Small island developing states</b>                         |                                     |                               |                              |   |                   |                        |                        |                      |                      |                               |                  |                        |                                   |           |
|   |                                     | 82                            | 44.0 <sup>p</sup>            | 12.0 <sup>p</sup>                       | 465               | ..                     | 226                    | 12.6                 | 4.6                  | 15.7                          | 13               | 14                     | 157                               | ..        |
| <b>Organisation for Economic Co-operation and Development</b> |                                     |                               |                              |   |                   |                        |                        |                      |                      |                               |                  |                        |                                   |           |
|   |                                     | 99                            | 82.5 <sup>p</sup>            | 1,458.0 <sup>p</sup>                    | 99                | ..                     | 273                    | 4.1                  | 5.4                  | 17.0                          | ..               | ..                     | ..                                | 7         |
|   | <b>World</b>                        | <b>71</b>                     | <b>19,303.6<sup>p</sup></b>  | <b>39,945.4<sup>p</sup></b>             | <b>198</b>        | <b>..</b>              | <b>143</b>             | <b>5.3</b>           | <b>7.4</b>           | <b>13.8</b>                   | <b>..</b>        | <b>..</b>              | <b>..</b>                         | <b>77</b> |

**NOTES**

- a** Data refer to the most recent year available during the period specified.
- b** Data refer to people recognized as refugees under the 1951 UN Convention, the 1967 UN Protocol and the 1969 Organization of African Unity Convention. In the absence of government figures, the Office of the UN High Commissioner for Refugees (UNHCR) has estimated the refugee population in many industrialized countries based on 10 years of individual asylum-seeker recognition.
- c** Estimates of 100 percent are assumed given the completeness of the civil registration system, which registers all vital events (including births).
- d** HDRO calculations based on data from ICPR (2016).
- e** Refers to offences of intentional homicide.
- f** For more detailed country notes, see [www.prisonstudies.org](http://www.prisonstudies.org).
- g** Data are from the Prosecutor-General of the Russian Federation and include victims of attempted homicide.
- h** Changes in definitions and/or counting rules are reported by the Member State to indicate a break in the time series.
- i** Differs from standard definition or refers to only part of the country.
- j** Refers to years or periods other than those specified.

**k** Refers to 2016.

**l** Refers to Palestinian refugees under the UNHCR mandate only. Another 5,340,443 Palestinian refugees are under the responsibility of United Nations Relief and Works Agency for Palestinian Refugees in the Near East (UNRWA 2017).

**m** May include citizens of South Sudan.

**n** An unknown number of refugees and asylum-seekers from South Sudan may be included under data for Sudan.

**o** WHO estimate used because other data were unavailable. The Government of the Democratic People's Republic of Korea does not agree with this estimate.

**p** Unweighted sum of national estimates.

**DEFINITIONS**

**Birth registration:** Percentage of children under age 5 who were registered at the moment of the survey. It includes children whose birth certificate was seen by the interviewer and children whose mother or caretaker says the birth has been registered.

**Refugees by country of origin:** Number of people who have fled their country of origin because of a well founded fear of persecution due to their race, religion, nationality, political opinion or membership in a particular social group and who cannot or do not want to return to their country of origin.

**Internally displaced persons:** Number of people who have been forced to leave their homes or places of habitual residence—in particular, as a result of or to avoid the effects of armed conflict, situations of generalized violence, violations of human rights or natural or human-made disasters—and who have not crossed an internationally recognized state border.

**Homeless people due to natural disaster:** Average annual number of people who lack a shelter for living quarters as a result of natural disasters, who carry their few possessions with them and who sleep in the streets, in doorways or on piers, or in any other space, on a more or less random basis, expressed per million people.

**Orphaned children:** Number of children (ages 0–17) who have lost one or both parents due to any cause.

**Prison population:** Number of adult and juvenile prisoners—including pretrial detainees, unless otherwise noted—expressed per 100,000 people.

**Homicide rate:** Number of unlawful deaths purposefully inflicted on a person by another person, expressed per 100,000 people.

**Suicide rate:** Number of deaths from purposely self-inflicted injuries, expressed per 100,000 people in the reference population.

**Justification of wife beating:** Percentage of women and men ages 15–49 who consider a husband to be justified in hitting or beating his wife for at least one of the following reasons: if his wife burns the food, argues with him, goes out without telling him, neglects the children or refuses sexual relations.

**Depth of the food deficit:** Number of kilocalories needed to lift the undernourished from their status, holding all other factors constant.

**MAIN DATA SOURCES**

**Column 1:** United Nations Statistics Division (2018a).

**Column 2:** UNHCR (2018).

**Column 3:** IDMC (2018).

**Column 4:** CRED EM-DAT (2018) and UNDESA (2017a).

**Columns 5, 10 and 11:** UNICEF (2018).

**Column 6:** ICPR (2016).

**Column 7:** UNODC (2018).

**Columns 8 and 9:** WHO (2018).

**Column 12:** FAO (2018a).

## Human and capital mobility

| HDI rank                           | SDG 17.3            |  | SDG 17.2              |   | SDG 17.3               | SDG 8.9            |                     |                                 | SDG 17.8, 17.8                 | SDG 9.c           |                          |                            |            |
|------------------------------------|---------------------|--|-----------------------|---|------------------------|--------------------|---------------------|---------------------------------|--------------------------------|-------------------|--------------------------|----------------------------|------------|
|                                    | Trade               |  | Financial flows       |   | Remittances, inflows   | Human mobility     |                     |                                 | International inbound tourists | Communication     |                          |                            |            |
|                                    | Exports and imports | Foreign direct investment, net inflows | Private capital flows | Net official development assistance received <sup>a</sup> |                        | Net migration rate | Stock of immigrants | International student mobility  |                                | Total             | Female                   | Mobile phone subscriptions |            |
|                                    | (% of GDP)          | (% of GDP)                             | (% of GDP)            | (% of GNI)  | (% of GDP)             | (per 1,000 people) | (% of population)   | (% of total tertiary enrolment) | (thousands)                    | (% of population) | (% of female population) | (per 100 people)           | (% change) |
| 2017 <sup>b</sup>                  | 2017 <sup>b</sup>   | 2017 <sup>b</sup>                      | 2016 <sup>c</sup>     | 2017 <sup>b</sup>   | 2010/2015 <sup>d</sup> | 2017               | 2017 <sup>b</sup>   | 2016 <sup>c</sup>               | 2016                           | 2017 <sup>b</sup> | 2016                     | 2010–2016                  |            |
| <b>VERY HIGH HUMAN DEVELOPMENT</b> |                     |  |                       |   |                        |                    |                     |                                 |                                |                   |                          |                            |            |
| 1 Norway                           | 68.5                | -1.2                                   | 6.5                   | ..  | 0.15                   | 8.8 <sup>e</sup>   | 15.1 <sup>e</sup>   | -2.9                            | 5,960                          | 97.3              | 97.4                     | 109.0                      | -4.9       |
| 2 Switzerland                      | 118.9               | 5.6                                    | -4.8                  | ..  | 0.37                   | 9.8                | 29.6                | 13.2                            | 9,205                          | 89.1              | 86.1                     | 133.8                      | 8.7        |
| 3 Australia                        | 41.9                | 3.7                                    | -3.6                  | ..  | 0.15                   | 8.0 <sup>f</sup>   | 28.8 <sup>f</sup>   | 16.8                            | 8,263                          | 88.2              | 84.9                     | 110.1                      | 8.2        |
| 4 Ireland                          | 207.9               | 15.4                                   | -30.5                 | ..  | 0.19                   | -6.0               | 16.9                | 1.2                             | 10,100                         | 85.0              | 86.0                     | 103.2                      | 1.5        |
| 5 Germany                          | 86.9                | 2.1                                    | 7.5                   | ..  | 0.46                   | 4.4                | 14.8                | 3.8                             | 35,555                         | 89.6              | 81.2                     | 126.3                      | 15.6       |
| 6 Iceland                          | 89.8                | -29.4                                  | 10.8                  | ..  | 0.88                   | -1.3               | 12.5                | -6.3                            | 1,792                          | 98.2              | 98.0                     | 120.8                      | 13.4       |
| 7 Hong Kong, China (SAR)           | 375.1               | 35.8                                   | -17.8                 | ..  | 0.13                   | 2.1                | 39.1                | -1.7                            | 26,553                         | 87.5              | 86.3                     | 240.8                      | 22.6       |
| 7 Sweden                           | 86.4                | 5.4                                    | 0.4                   | ..  | 0.55                   | 5.3                | 17.6                | 2.2                             | 6,782                          | 89.7              | 89.0                     | 127.5                      | 8.9        |
| 9 Singapore                        | 322.4               | 19.6                                   | -1.4                  | ..  | ..                     | 12.7               | 46.0                | 10.2                            | 12,914                         | 81.0              | 83.6                     | 150.5                      | 3.4        |
| 10 Netherlands                     | 161.2               | 38.1                                   | 5.7                   | ..  | 0.18                   | 0.7                | 12.1                | 8.9                             | 15,828                         | 90.4              | 89.2                     | 123.0                      | 7.0        |
| 11 Denmark                         | 103.4               | -0.7                                   | 4.3                   | ..  | 0.42                   | 3.8                | 11.5                | 9.2                             | 10,781                         | 97.0              | 97.5                     | 122.3                      | 5.8        |
| 12 Canada                          | 64.1                | 1.7                                    | -1.7                  | ..  | 0.08                   | 6.5                | 21.5                | ..                              | 19,824                         | 89.8              | ..                       | 84.7                       | 12.1       |
| 13 United States                   | 26.6                | 1.8                                    | -0.9                  | ..  | 0.03                   | 2.9                | 15.3                | 4.3                             | 75,608                         | 76.2              | 74.9                     | 122.9                      | 33.0       |
| 14 United Kingdom                  | 62.5                | 1.8                                    | -0.3                  | ..  | 0.17                   | 3.1                | 13.4                | 17.1                            | 35,814                         | 94.8              | 94.8                     | 120.0                      | -1.0       |
| 15 Finland                         | 76.7                | 4.3                                    | 1.1                   | ..  | 0.35                   | 3.0 <sup>g</sup>   | 6.2 <sup>g</sup>    | 4.6                             | 2,789                          | 87.7              | 86.6                     | 133.9                      | -14.4      |
| 16 New Zealand                     | 51.3                | 1.6                                    | 0.0                   | ..  | 0.23                   | 4.0                | 22.7                | 17.9                            | 3,370                          | 88.5              | ..                       | 124.4                      | 15.5       |
| 17 Belgium                         | 169.4               | -6.3                                   | 7.5                   | ..  | 2.13                   | 4.7                | 11.1                | 8.5                             | 7,481                          | 86.5              | 85.4                     | 110.5                      | -0.6       |
| 17 Liechtenstein                   | ..                  | ..                                     | ..                    | ..  | ..                     | ..                 | 65.1                | -42.5                           | 60                             | 98.1              | ..                       | 117.6                      | 19.3       |
| 19 Japan                           | 31.3                | 0.4                                    | 2.0                   | ..  | 0.09                   | 0.6                | 1.8                 | 2.6                             | 24,040                         | 93.2              | 91.8                     | 130.6                      | 36.2       |
| 20 Austria                         | 104.7               | 3.3                                    | 5.6                   | ..  | 0.72                   | 6.3                | 19.0                | 12.3                            | 28,121                         | 84.3              | 80.7                     | 163.8                      | 12.5       |
| 21 Luxembourg                      | 424.0               | 45.8                                   | -23.8                 | ..  | 2.78                   | 18.1               | 45.3                | -99.9                           | 1,054                          | 98.1              | 97.3                     | 132.7                      | -7.3       |
| 22 Israel                          | 58.4                | 5.4                                    | -3.1                  | ..  | 0.28                   | 0.5                | 23.6                | -0.9                            | 2,900                          | 79.7              | 78.7                     | 129.0                      | 5.2        |
| 22 Korea (Republic of)             | 80.8                | 1.1                                    | 4.7                   | ..  | 0.41                   | 0.7                | 2.3                 | -1.6                            | 17,242                         | 92.8              | 90.9                     | 120.7                      | 17.8       |
| 24 France                          | 62.9                | 2.0                                    | 0.4                   | ..  | 0.97                   | 1.1                | 12.2                | 6.3                             | 82,570                         | 85.6              | 85.5                     | 104.4                      | 13.9       |
| 25 Slovenia                        | 154.8               | 2.1                                    | 5.8                   | ..  | 0.82                   | 1.6                | 11.8                | -0.4                            | 3,032                          | 75.5              | 74.1                     | 114.8                      | 10.7       |
| 26 Spain                           | 65.5                | 0.3                                    | 3.5                   | ..  | 0.23                   | -2.4 <sup>h</sup>  | 12.8 <sup>h</sup>   | 0.9                             | 75,315                         | 80.6              | 78.6                     | 111.2                      | 1.2        |
| 27 Czechia                         | 151.7               | 4.3                                    | -7.2                  | ..  | 1.66                   | 1.1                | 4.1                 | 7.4                             | 9,321                          | 76.5              | 74.8                     | 117.7                      | -4.2       |
| 28 Italy                           | 59.5                | 1.0                                    | 5.0                   | ..  | 0.51                   | 0.9                | 10.0                | 1.7                             | 52,372                         | 61.3              | 57.2                     | 153.0                      | -2.4       |
| 29 Malta                           | 261.5               | 27.8                                   | -22.3                 | ..  | 1.88                   | 4.5                | 10.6                | -0.3                            | 1,966                          | 77.3              | 77.2                     | 123.9                      | 13.2       |
| 30 Estonia                         | 151.6               | 3.3                                    | 8.0                   | ..  | 1.93                   | -1.6               | 14.7                | -2.7                            | 3,147                          | 87.2              | 87.4                     | 144.6                      | 16.6       |
| 31 Greece                          | 67.5                | 2.0                                    | -13.7                 | ..  | 0.15                   | -2.9               | 10.9                | -0.9                            | 24,799                         | 69.1              | 67.1                     | 112.1                      | 4.4        |
| 32 Cyprus                          | 131.6               | 48.6                                   | -23.0                 | ..  | 1.67                   | 4.0 <sup>i</sup>   | 16.0 <sup>i</sup>   | -50.2                           | 3,187                          | 75.9              | 74.4                     | 133.4                      | 6.8        |
| 33 Poland                          | 102.8               | 1.2                                    | -1.3                  | ..  | 1.31                   | -0.4               | 1.7                 | 1.9                             | 17,471                         | 73.3              | 72.8                     | 138.7                      | 13.2       |
| 34 United Arab Emirates            | 172.8               | 2.5                                    | ..                    | ..  | ..                     | 11.0               | 88.4                | 41.5                            | ..                             | 90.6              | 88.9                     | 214.7                      | 62.5       |
| 35 Andorra                         | ..                  | ..                                     | ..                    | ..  | ..                     | ..                 | 53.3                | -198.2                          | 2,831                          | 97.9              | ..                       | 92.0                       | 18.7       |
| 35 Lithuania                       | 160.6               | 2.3                                    | 2.2                   | ..  | 2.76                   | -9.7               | 4.3                 | -4.2                            | 2,296                          | 74.4              | 74.7                     | 144.6                      | -7.7       |
| 37 Qatar                           | 89.1                | 0.6                                    | -5.1                  | ..  | 0.40                   | 56.5               | 65.2                | 18.1                            | 2,938                          | 94.3              | 91.7                     | 142.1                      | 15.7       |
| 38 Slovakia                        | 189.2               | 6.2                                    | -2.9                  | ..  | 2.26                   | 0.4                | 3.4                 | -10.6                           | 2,027                          | 80.5              | 79.3                     | 128.4                      | 17.1       |
| 39 Brunei Darussalam               | 85.2                | -1.3                                   | 6.4                   | ..  | ..                     | 1.0                | 25.3                | -30.9                           | 219                            | 90.0              | 90.0                     | 123.7                      | 10.5       |
| 39 Saudi Arabia                    | 61.7                | 1.2                                    | -1.5                  | ..  | 0.04                   | 10.8               | 37.0                | -0.3                            | 18,049                         | 73.8              | 92.9                     | 148.5                      | -21.0      |
| 41 Latvia                          | 122.3               | 3.8                                    | 6.5                   | ..  | 4.18                   | -8.1               | 13.2                | -0.6                            | 1,793                          | 79.8              | 78.9                     | 134.5                      | 23.6       |
| 41 Portugal                        | 85.2                | 4.6                                    | 0.5                   | ..  | 0.21                   | -2.7               | 8.5                 | 1.3                             | 11,223                         | 70.4              | 69.0                     | 111.6                      | -2.7       |
| 43 Bahrain                         | 139.6               | 1.5                                    | 9.9                   | ..  | ..                     | 6.4                | 48.4                | -1.6                            | 10,158                         | 98.0              | 99.0                     | 210.1                      | 66.4       |
| 44 Chile                           | 55.7                | 2.3                                    | 1.0                   | 0.1   | 0.02                   | 0.9                | 2.7                 | -0.4                            | 5,641                          | 66.0              | ..                       | 130.1                      | 11.4       |
| 45 Hungary                         | 172.4               | -10.7                                  | 1.2                   | ..  | 3.33                   | 0.6                | 5.2                 | 5.1                             | 5,302                          | 79.3              | 78.4                     | 120.8                      | -0.2       |
| 46 Croatia                         | 100.4               | 3.8                                    | -2.1                  | 0.2   | 4.53                   | -1.5               | 13.4                | -5.1                            | 13,809                         | 72.7              | 68.7                     | 104.8                      | -8.0       |
| 47 Argentina                       | 25.0                | 1.9                                    | -7.1                  | 0.0   | 0.09                   | 0.1                | 4.9                 | ..                              | 5,559                          | 71.0              | 70.1                     | 145.3                      | 5.0        |
| 48 Oman                            | 76.8                | 2.5                                    | -9.0                  | 0.0   | 0.06                   | 45.2               | 44.7                | -8.8                            | 2,292                          | 69.9              | 67.4                     | 155.2                      | 2.5        |
| 49 Russian Federation              | 46.7                | 1.8                                    | 0.2                   | ..  | 0.51                   | 1.4                | 8.1                 | 3.0                             | 24,571                         | 73.1              | 72.6                     | 159.2                      | -4.1       |
| 50 Montenegro                      | 106.2               | 11.5                                   | -11.9                 | 1.9   | 9.09                   | -1.0               | 11.3                | ..                              | 1,662                          | 69.9              | 65.9                     | 165.6                      | -11.7      |
| 51 Bulgaria                        | 131.1               | 2.9                                    | 4.0                   | ..  | 3.88                   | -0.7               | 2.2                 | -4.7                            | 8,252                          | 59.8              | 59.1                     | 125.8                      | -8.7       |
| 52 Romania                         | 85.0                | 2.3                                    | -3.9                  | ..  | 2.03                   | -3.0               | 1.9                 | -1.4                            | 10,223                         | 59.5              | 56.9                     | 115.8                      | -2.8       |
| 53 Belarus                         | 133.6               | 2.3                                    | -4.6                  | 0.0   | 2.20                   | 1.6                | 11.4                | -2.1                            | 9,424                          | 71.1              | 70.9                     | 120.7                      | 10.6       |
| 54 Bahamas                         | 75.5                | 0.6                                    | -0.4                  | ..  | ..                     | 5.2                | 15.6                | ..                              | 1,482                          | 80.0              | ..                       | 92.1                       | -22.4      |
| 55 Uruguay                         | 40.0                | 0.0                                    | -3.3                  | 0.0   | 0.18                   | -1.8               | 2.3                 | ..                              | 3,037                          | 66.4              | 64.2                     | 148.6                      | 13.0       |
| 56 Kuwait                          | 94.7                | 0.1                                    | 26.9                  | ..  | 0.02                   | 38.7               | 75.5                | ..                              | 307                            | 78.4              | ..                       | 133.1                      | 0.3        |
| 57 Malaysia                        | 135.9               | 3.0                                    | -0.4                  | 0.0   | 0.52                   | 5.3 <sup>j</sup>   | 8.5 <sup>j</sup>    | 4.5                             | 26,757                         | 78.8              | 76.7                     | 140.8                      | 16.9       |
| 58 Barbados                        | 80.7                | 5.0                                    | 0.9                   | 0.4   | 2.33                   | 1.5                | 12.1                | 3.9                             | 632                            | 79.5              | ..                       | 116.6                      | -6.9       |
| 58 Kazakhstan                      | 60.3                | 2.8                                    | -5.8                  | 0.0   | 0.22                   | 1.9                | 20.0                | -12.1                           | 6,509                          | 74.6              | 73.3                     | 142.0                      | 20.0       |

| HDI rank                        | SDG 17.3                                  |  | SDG 17.2              |   | SDG 17.3             |                        | SDG 8.9             |                                 |                                | SDG 17.6, 17.8 |                   | SDG 9.c                    |                   |       |
|---------------------------------|---|--|-----------------------|---|----------------------|------------------------|---------------------|---------------------------------|--------------------------------|----------------|-------------------|----------------------------|-------------------|-------|
|                                 | Trade                                     | Financial flows                        |                       |   |                      | Human mobility         |                     |                                 | Communication                  |                |                   |                            |                   |       |
|                                 | Exports and imports                       | Foreign direct investment, net inflows | Private capital flows | Net official development assistance received <sup>a</sup> | Remittances, inflows | Net migration rate     | Stock of immigrants | International student mobility  | International inbound tourists | Internet users |                   | Mobile phone subscriptions |                   |       |
|                                 | (% of GDP)                                | (% of GDP)                             | (% of GDP)            | (% of GNI)  | (% of GDP)           | (per 1,000 people)     | (% of population)   | (% of total tertiary enrolment) | (thousands)                    | Total          | Female            | (per 100 people)           | (% change)        |       |
|                                 | 2017 <sup>b</sup>                         | 2017 <sup>b</sup>                      | 2017 <sup>b</sup>     | 2016 <sup>c</sup>   | 2017 <sup>b</sup>    | 2010/2015 <sup>d</sup> | 2017                | 2017 <sup>b</sup>               | 2016 <sup>e</sup>              | 2016           | 2017 <sup>b</sup> | 2016                       | 2010–2016         |       |
| <b>HIGH HUMAN DEVELOPMENT</b>   |   |  |                       |   |                      |                        |                     |                                 |                                |                |                   |                            |                   |       |
| 60                              | Iran (Islamic Republic of)                | 46.1                                   | 0.8                   | ..  | 0.0                  | 0.31                   | -1.0                | 3.3                             | -0.7                           | 4,942          | 53.2              | 52.1                       | 100.3             | 38.4  |
| 60                              | Palau                                     | 126.7                                  | 11.6                  | -10.0   | 6.1                  | 0.83                   | ..                  | 23.0                            | 18.9                           | 138            | ..                | ..                         | ..                | ..    |
| 62                              | Seychelles                                | 192.0                                  | 8.4                   | -9.1  | 0.4                  | 1.46                   | -4.8                | 13.6                            | -38.6                          | 303            | 56.5              | ..                         | 161.2             | 25.3  |
| 63                              | Costa Rica                                | 67.6                                   | 5.3                   | -5.5  | 0.2                  | 0.98                   | 0.8                 | 8.4                             | ..                             | 2,925          | 66.0              | 66.3                       | 171.5             | 149.2 |
| 64                              | Turkey                                    | 54.2                                   | 1.3                   | -3.8  | 0.4                  | 0.12                   | 4.3                 | 6.0                             | 0.4                            | 30,289         | 58.3              | 56.6                       | 94.4              | 10.5  |
| 65                              | Mauritius                                 | 97.1                                   | 2.9                   | -19.9   | 0.3                  | 0.01                   | -1.9 <sup>k</sup>   | 2.3 <sup>k</sup>                | -12.8                          | 1,275          | 52.2              | 49.5                       | 143.7             | 50.6  |
| 66                              | Panama                                    | 87.3                                   | 9.8                   | -10.1   | 0.0                  | 0.86                   | 1.5                 | 4.7                             | ..                             | 2,007          | 54.0              | 52.5                       | 127.5             | -30.1 |
| 67                              | Serbia                                    | 113.7                                  | 6.9                   | -4.3  | 1.8                  | 8.66                   | -2.2 <sup>l</sup>   | 9.1 <sup>l</sup>                | -1.6                           | 1,281          | 67.1              | 65.0                       | 130.2             | -4.2  |
| 68                              | Albania                                   | 78.1                                   | 7.9                   | -9.2  | 1.4                  | 10.05                  | -6.4                | 1.8                             | -14.9                          | 4,070          | 66.4              | ..                         | 115.2             | 25.8  |
| 69                              | Trinidad and Tobago                       | ..                                     | -1.7                  | 4.0   | 0.0                  | 0.61                   | -0.7                | 3.7                             | ..                             | 410            | 73.3              | ..                         | 158.7             | 11.3  |
| 70                              | Antigua and Barbuda                       | 88.7                                   | 3.4                   | -2.0  | 0.0                  | 2.02                   | -0.1                | 28.1                            | -19.3                          | 265            | 73.0              | ..                         | 178.3             | 0.5   |
| 70                              | Georgia                                   | 112.6                                  | 11.9                  | -10.0   | 3.4                  | 11.83                  | -14.9 <sup>m</sup>  | 2.0 <sup>m</sup>                | -1.7                           | 6,361          | 58.0              | 56.7                       | 140.9             | 49.9  |
| 72                              | Saint Kitts and Nevis                     | 113.5                                  | 9.3                   | -6.1  | 3.9                  | 1.12                   | ..                  | 13.7                            | 61.6                           | 122            | 76.8              | ..                         | 139.7             | -10.2 |
| 73                              | Cuba                                      | 31.6                                   | ..                    | ..  | 0.1                  | ..                     | -1.3                | 0.1                             | 4.1                            | 3,968          | 38.8              | 39.7                       | 34.7              | 292.6 |
| 74                              | Mexico                                    | 77.6                                   | 2.8                   | -2.9  | 0.1                  | 2.66                   | -0.5                | 0.9                             | -0.4                           | 35,079         | 59.5              | 58.1                       | 87.6              | 12.5  |
| 75                              | Grenada                                   | 108.5                                  | 8.6                   | -2.2  | 0.8                  | 0.11                   | -8.1                | 6.6                             | 64.1                           | 156            | 55.9              | ..                         | 110.9             | -4.8  |
| 76                              | Sri Lanka                                 | 51.1                                   | 1.6                   | -3.5  | 0.5                  | 8.25                   | -4.7                | 0.2                             | -5.9                           | 2,051          | 32.1              | ..                         | 124.0             | 44.3  |
| 77                              | Bosnia and Herzegovina                    | 86.9                                   | 2.4                   | -1.6  | 2.6                  | 10.99                  | -8.9                | 1.1                             | -3.9                           | 777            | 54.7              | ..                         | 96.8              | 15.8  |
| 78                              | Venezuela (Bolivarian Republic of)        | 48.1                                   | 0.2                   | 0.2   | 0.0                  | 0.03                   | -0.5                | 4.5                             | -0.6                           | 601            | 60.0              | ..                         | 87.4              | -9.0  |
| 79                              | Brazil                                    | 24.1                                   | 3.4                   | -2.5  | 0.0                  | 0.13                   | 0.0                 | 0.4                             | -0.3                           | 6,578          | 60.9              | 61.1                       | 117.5             | 17.5  |
| 80                              | Azerbaijan                                | 90.7                                   | 7.0                   | -7.3  | 0.2                  | 2.78                   | 0.0 <sup>n</sup>    | 2.6 <sup>n</sup>                | -18.3                          | 2,044          | 78.2              | 74.7                       | 104.8             | 4.0   |
| 80                              | Lebanon                                   | 70.0                                   | 5.3                   | -17.5   | 2.3                  | 15.34                  | 49.1                | 31.9                            | 1.9                            | 1,688          | 76.1              | ..                         | 81.4              | 23.3  |
| 80                              | The former Yugoslav Republic of Macedonia | 124.0                                  | 3.8                   | -2.0  | 1.6                  | 2.77                   | -0.9                | 6.3                             | -4.1                           | 510            | 72.2              | 70.6                       | 98.5              | -5.3  |
| 83                              | Armenia                                   | 88.5                                   | 2.1                   | -1.2  | 3.0                  | 13.34                  | -2.1                | 6.5                             | -3.1                           | 1,260          | 67.0              | 63.4                       | 117.4             | -12.6 |
| 83                              | Thailand                                  | 121.7                                  | 2.0                   | 3.1   | 0.1                  | 1.48                   | 0.5                 | 5.2                             | -0.6                           | 32,530         | 47.5              | 47.0                       | 173.8             | 62.8  |
| 85                              | Algeria                                   | 60.4                                   | 1.0                   | -0.9  | 0.1                  | 1.23                   | -0.8                | 0.6                             | -0.9                           | 2,039          | 42.9              | ..                         | 115.8             | 27.6  |
| 86                              | China                                     | 37.8                                   | 1.4                   | -0.6  | 0.0                  | 0.23                   | -0.2                | 0.1                             | -1.6                           | 59,270         | 53.2              | ..                         | 97.3              | 53.9  |
| 86                              | Ecuador                                   | 42.0                                   | 0.6                   | -6.9  | 0.3                  | 2.76                   | -0.5                | 2.4                             | -1.5                           | 1,418          | 54.1              | 53.5                       | 84.7              | -14.4 |
| 88                              | Ukraine                                   | 102.2                                  | 2.2                   | -3.6  | 1.6                  | 10.85                  | -0.9 <sup>o</sup>   | 11.2 <sup>o</sup>               | -1.3                           | 13,333         | 52.5              | 46.5                       | 135.2             | 14.8  |
| 89                              | Peru                                      | 46.9                                   | 3.2                   | -6.3  | 0.2                  | 1.44                   | -1.6                | 0.3                             | ..                             | 3,744          | 45.5              | 42.6                       | 116.2             | 17.3  |
| 90                              | Colombia                                  | 34.9                                   | 4.7                   | -4.0  | 0.4                  | 1.81                   | -0.6                | 0.3                             | -1.0                           | 3,317          | 58.1              | 58.2                       | 120.6             | 24.5  |
| 90                              | Saint Lucia                               | ..                                     | 5.8                   | -5.4  | 1.0                  | 1.88                   | 0.0                 | 7.2                             | -7.9                           | 348            | 46.7              | ..                         | 99.2              | -13.6 |
| 92                              | Fiji                                      | 78.0                                   | 5.9                   | -5.1  | 2.4                  | 5.41                   | -6.6                | 1.5                             | ..                             | 792            | 46.5              | ..                         | 116.2             | 43.2  |
| 92                              | Mongolia                                  | 116.6                                  | 13.0                  | -16.9   | 3.1                  | 2.38                   | -1.1                | 0.6                             | -5.2                           | 404            | 22.3              | ..                         | 111.2             | 20.2  |
| 94                              | Dominican Republic                        | 52.9                                   | 4.7                   | -7.2  | 0.3                  | 8.14                   | -3.0                | 3.9                             | 1.2                            | 5,959          | 61.3              | ..                         | 81.8              | -9.0  |
| 95                              | Jordan                                    | 92.6                                   | 4.2                   | -6.5  | 7.1                  | 11.06                  | 23.9                | 33.3                            | 7.2                            | 3,858          | 62.3              | ..                         | 103.8             | 12.7  |
| 95                              | Tunisia                                   | 99.9                                   | 1.7                   | -1.6  | 1.6                  | 4.73                   | -1.2                | 0.5                             | -4.5                           | 5,724          | 49.6              | ..                         | 125.2             | 19.9  |
| 97                              | Jamaica                                   | 77.1                                   | 5.6                   | 0.7   | 0.2                  | 17.08                  | -6.5                | 0.8                             | ..                             | 2,182          | 45.0              | 44.9                       | 113.4             | 0.4   |
| 98                              | Tonga                                     | 89.4                                   | 2.2                   | ..  | 19.7                 | 34.24                  | -15.4               | 4.6                             | ..                             | 59             | 40.0              | ..                         | 74.7              | 43.2  |
| 99                              | Saint Vincent and the Grenadines          | 83.6                                   | 11.9                  | -12.2   | 1.2                  | 5.28                   | -9.1                | 4.2                             | ..                             | 79             | 55.6              | ..                         | 102.7             | -14.8 |
| 100                             | Suriname                                  | 129.6                                  | 4.8                   | -4.0  | 0.5                  | 0.02                   | -1.9                | 8.5                             | ..                             | 256            | 45.4              | ..                         | 144.5             | 45.9  |
| 101                             | Botswana                                  | 97.1                                   | 2.3                   | 2.8   | 0.6                  | 0.21                   | 1.4                 | 7.3                             | -3.7                           | 1,528          | 39.4              | 33.8                       | 146.2             | 24.6  |
| 101                             | Maldives                                  | 150.4                                  | 11.3                  | -17.3   | 0.7                  | 0.09                   | 11.2                | 15.4                            | ..                             | 1,286          | 59.1              | ..                         | 189.9             | 40.0  |
| 103                             | Dominica                                  | 100.4                                  | 5.4                   | -5.0  | 1.5                  | 10.43                  | ..                  | 9.2                             | ..                             | 78             | 67.0              | ..                         | 106.7             | -27.8 |
| 104                             | Samoa                                     | 79.2                                   | 0.3                   | 1.4   | 11.4                 | 16.68                  | -13.4               | 2.5                             | ..                             | 134            | 29.4              | ..                         | 77.4              | 60.1  |
| 105                             | Uzbekistan                                | 58.1                                   | 0.1                   | ..  | 0.7                  | 3.70                   | -0.4                | 3.6                             | -11.2                          | 1,969          | 46.8              | ..                         | 74.0              | 1.0   |
| 106                             | Belize                                    | 112.8                                  | 1.4                   | -1.4  | 2.0                  | 4.91                   | 4.5                 | 16.0                            | ..                             | 386            | 44.6              | ..                         | 61.9              | 2.4   |
| 106                             | Marshall Islands                          | 111.5                                  | -1.6                  | 0.0   | 4.8                  | 14.76                  | ..                  | 6.2                             | -18.0                          | 10             | 29.8              | ..                         | 29.2 <sup>p</sup> | ..    |
| 108                             | Libya                                     | 108.7                                  | 1.5                   | -2.0  | 0.5                  | ..                     | -14.0               | 12.4                            | ..                             | ..             | 20.3              | ..                         | 121.7             | -31.1 |
| 108                             | Turkmenistan                              | 117.7                                  | 12.5                  | ..  | 0.1                  | 0.02                   | -1.9                | 3.4                             | -106.8                         | ..             | 18.0              | ..                         | 151.4             | 140.9 |
| 110                             | Gabon                                     | 71.2                                   | 5.0                   | 1.6   | 0.3                  | ..                     | 9.6                 | 13.8                            | ..                             | ..             | 48.1              | ..                         | 149.6             | 52.4  |
| 110                             | Paraguay                                  | 84.6                                   | 1.5                   | -2.9  | 0.3                  | 2.37                   | -2.7                | 2.4                             | ..                             | 1,308          | 51.3              | 48.8                       | 111.4             | 16.8  |
| 112                             | Moldova (Republic of)                     | 113.2                                  | 2.6                   | -2.5  | 4.5                  | 20.17                  | -0.5 <sup>q</sup>   | 3.5 <sup>q</sup>                | -16.1                          | 121            | 71.0              | 66.9                       | 93.3              | 49.4  |
| <b>MEDIUM HUMAN DEVELOPMENT</b> |   |  |                       |   |                      |                        |                     |                                 |                                |                |                   |                            |                   |       |
| 113                             | Philippines                               | 70.7                                   | 3.2                   | -1.3  | 0.1                  | 10.46                  | -1.3                | 0.2                             | -0.2                           | 5,967          | 55.5              | ..                         | 109.4             | 23.3  |
| 113                             | South Africa                              | 58.2                                   | 0.4                   | -3.0  | 0.4                  | 0.25                   | 3.0                 | 7.1                             | 3.4                            | 10,044         | 54.0              | ..                         | 147.1             | 50.7  |
| 115                             | Egypt                                     | 44.8                                   | 3.1                   | -13.2   | 0.6                  | 9.57                   | -0.6                | 0.5                             | 0.8                            | 5,258          | 41.2              | 38.2                       | 102.2             | 21.6  |
| 116                             | Indonesia                                 | 39.5                                   | 2.2                   | -4.0  | 0.0                  | 0.89                   | -0.7                | 0.1                             | -0.5                           | 11,519         | 25.4              | 23.5                       | 147.7             | 69.5  |
| 116                             | Viet Nam                                  | 200.3                                  | 6.3                   | -6.9  | 1.5                  | 6.16                   | -0.4                | 0.1                             | -2.8                           | 10,013         | 46.5              | ..                         | 127.5             | 1.1   |

**TABLE 13 HUMAN AND CAPITAL MOBILITY**

| HDI rank                             | SDG 17.3            |  | SDG 17.2              |   | SDG 17.3               | SDG 8.9            |                     |                                 | SDG 17.8, 17.8                 | SDG 9.c           |        |                            |            |
|--------------------------------------|---------------------|--|-----------------------|---|------------------------|--------------------|---------------------|---------------------------------|--------------------------------|-------------------|--------|----------------------------|------------|
|                                      | Trade               |  | Financial flows       |   | Remittances, inflows   | Human mobility     |                     |                                 | International inbound tourists | Communication     |        |                            |            |
|                                      | Exports and imports | Foreign direct investment, net inflows | Private capital flows | Net official development assistance received <sup>a</sup> |                        | Net migration rate | Stock of immigrants | International student mobility  |                                | Internet users    |        | Mobile phone subscriptions |            |
|                                      | (% of GDP)          | (% of GDP)                             | (% of GDP)            | (% of GNI)  | (% of GDP)             | (per 1,000 people) | (% of population)   | (% of total tertiary enrolment) | (thousands)                    | Total             | Female | (per 100 people)           | (% change) |
| 2017 <sup>b</sup>                    | 2017 <sup>b</sup>   | 2017 <sup>b</sup>                      | 2016 <sup>c</sup>     | 2017 <sup>b</sup>   | 2010/2015 <sup>d</sup> | 2017               | 2017 <sup>b</sup>   | 2016 <sup>c</sup>               | 2016                           | 2017 <sup>b</sup> | 2016   | 2010–2016                  |            |
| 118 Bolivia (Plurinational State of) | 56.7                | 1.9                                    | -5.4                  | 2.1   | 3.48                   | -1.2               | 1.3                 | ..                              | 959                            | 39.7              | 32.2   | 92.8                       | 28.2       |
| 119 Palestine, State of              | 74.2                | 1.4                                    | -2.0                  | 15.7  | 14.78                  | -2.0 <sup>f</sup>  | 5.2 <sup>g</sup>    | -12.7                           | 400                            | 61.2              | 47.5   | 77.5                       | 21.1       |
| 120 Iraq                             | 73.9                | 0.1                                    | 0.5                   | 1.3   | 0.52                   | 2.8                | 1.0                 | ..                              | 892                            | 21.2              | ..     | 81.2                       | 7.4        |
| 121 El Salvador                      | 72.5                | 1.3                                    | -4.4                  | 0.5   | 20.37                  | -7.7               | 0.7                 | -1.8                            | 1,434                          | 29.0              | 25.6   | 151.9                      | 21.6       |
| 122 Kyrgyzstan                       | 102.2               | 1.2                                    | -1.3                  | 8.0   | 32.86                  | -4.9               | 3.3                 | 1.5                             | 2,930                          | 34.5              | ..     | 127.8                      | 31.4       |
| 123 Morocco                          | 83.5                | 2.4                                    | -1.4                  | 2.0   | 6.27                   | -1.8               | 0.3                 | -3.0                            | 10,332                         | 58.3              | 53.5   | 117.7                      | 19.3       |
| 124 Nicaragua                        | 96.7                | 6.5                                    | -5.9                  | 3.3   | 10.10                  | -4.6               | 0.7                 | ..                              | 1,504                          | 24.6              | ..     | 125.9                      | 82.4       |
| 125 Cabo Verde                       | 103.1               | 6.2                                    | -3.1                  | 7.2   | 11.99                  | -4.3               | 2.8                 | -25.8                           | 598                            | 50.3              | 49.8   | 111.6                      | 50.7       |
| 125 Guyana                           | 100.8               | 0.9                                    | 1.2                   | 2.0   | 7.49                   | -7.2               | 2.0                 | -16.6                           | 235                            | 35.7              | ..     | 75.6                       | 0.7        |
| 127 Guatemala                        | 45.7                | 1.4                                    | -2.4                  | 0.4   | 11.18                  | -0.6               | 0.5                 | ..                              | 1,906                          | 34.5              | ..     | 110.1                      | -10.8      |
| 127 Tajikistan                       | 56.6                | 2.8                                    | -9.8                  | 4.1   | 31.56                  | -2.5               | 3.1                 | -6.9                            | 414                            | 20.5              | ..     | 107.6                      | 38.4       |
| 129 Namibia                          | 84.2                | 3.2                                    | -1.8                  | 1.5   | 0.31                   | -0.1               | 3.8                 | -33.7                           | 1,469                          | 31.0              | ..     | 107.3                      | 19.5       |
| 130 India                            | 40.6                | 1.5                                    | -2.3                  | 0.1   | 2.66                   | -0.4               | 0.4                 | -0.7                            | 14,569                         | 29.5              | ..     | 85.2                       | 39.4       |
| 131 Micronesia (Federated States of) | 99.0                | 0.3                                    | -4.3                  | 13.2  | 7.13                   | -15.8              | 2.6                 | ..                              | 30                             | ..                | ..     | ..                         | ..         |
| 132 Timor-Leste                      | 39.3                | 0.2                                    | -11.7                 | 10.0  | 2.95                   | -8.5               | 0.9                 | ..                              | 66                             | 25.2              | ..     | 117.6                      | 175.9      |
| 133 Honduras                         | 102.4               | 5.5                                    | -7.8                  | 2.0   | 18.81                  | -0.4               | 0.4                 | -1.4                            | 880                            | 30.0              | ..     | 86.0                       | -25.9      |
| 134 Bhutan                           | 74.0                | -0.4                                   | 0.4                   | 2.5   | 1.72                   | 2.6                | 6.5                 | -31.0                           | 210                            | 41.8              | ..     | 87.5                       | 61.5       |
| 134 Kiribati                         | 105.3               | 1.1                                    | 1.3                   | 19.5  | 9.36                   | -4.0               | 2.6                 | ..                              | 6                              | 13.7              | ..     | 45.5                       | 340.4      |
| 136 Bangladesh                       | 35.3                | 0.9                                    | -0.7                  | 1.1   | 5.41                   | -3.2               | 0.9                 | -2.9                            | 125                            | 18.2              | 5.1    | 83.4                       | 86.9       |
| 137 Congo                            | 138.6               | 25.6                                   | -42.5                 | 1.2   | 0.35                   | -2.6               | 7.6                 | -22.8                           | 224                            | 8.1               | ..     | 105.8                      | 24.8       |
| 138 Vanuatu                          | 97.9                | 4.2                                    | -2.3                  | 16.5  | 2.25                   | 0.5                | 1.2                 | ..                              | 95                             | 24.0              | ..     | 80.8                       | 12.4       |
| 139 Lao People's Democratic Republic | 75.8                | 6.3                                    | -9.0                  | 2.6   | 0.74                   | -5.5               | 0.7                 | -4.6                            | 3,315                          | 21.9              | ..     | 58.6                       | -8.6       |
| 140 Ghana                            | 90.6                | 6.9                                    | -12.2                 | 3.2   | 7.47                   | -0.4               | 1.4                 | 0.9                             | 897                            | 34.7              | ..     | 135.8                      | 90.9       |
| 141 Equatorial Guinea                | 94.4                | 0.5                                    | ..                    | 0.1   | ..                     | 16.9               | 17.5                | ..                              | ..                             | 23.8              | ..     | 47.1                       | 12.3       |
| 142 Kenya                            | 39.4                | 0.9                                    | 0.5                   | 3.1   | 2.62                   | -0.2               | 2.2                 | ..                              | 1,268                          | 26.0              | ..     | 80.4                       | 33.2       |
| 143 Sao Tome and Principe            | ..                  | 10.5                                   | -10.3                 | 13.2  | 4.65                   | -6.0               | 1.1                 | ..                              | 29                             | 28.0              | ..     | 89.1                       | 51.5       |
| 144 Eswatini (Kingdom of)            | 102.2               | 0.7                                    | -1.2                  | 4.0   | 2.58                   | -1.0               | 2.4                 | -34.4                           | 947                            | 28.6              | ..     | 74.1                       | 22.8       |
| 144 Zambia                           | 71.6                | 3.4                                    | -4.9                  | 4.7   | 0.36                   | -0.5               | 0.9                 | ..                              | 956                            | 25.5              | ..     | 72.4                       | 84.2       |
| 146 Cambodia                         | 124.9               | 11.4                                   | -9.8                  | 3.9   | 1.74                   | -2.0               | 0.5                 | -2.9                            | 5,012                          | 32.4              | 32.4   | 126.3                      | 121.8      |
| 147 Angola                           | 57.6                | 4.3                                    | -1.1                  | 0.2   | 0.00                   | 0.7                | 2.1                 | ..                              | 397                            | 13.0              | ..     | 45.1                       | 12.1       |
| 148 Myanmar                          | 39.1                | 6.8                                    | -6.7                  | 2.5   | 3.70                   | -1.9               | 0.1                 | -1.1                            | 2,907                          | 25.1              | ..     | 95.7                       | 7,976.7    |
| 149 Nepal                            | 51.8                | 0.8                                    | ..                    | 5.0   | 28.31                  | -2.7               | 1.7                 | -7.7                            | 753                            | 19.7              | ..     | 110.8                      | 225.7      |
| 150 Pakistan                         | 25.8                | 0.9                                    | -1.3                  | 1.0   | 6.46                   | -1.3               | 1.7                 | ..                              | 966                            | 15.5              | 9.5    | 70.6                       | 21.5       |
| 151 Cameroon                         | 36.9                | 2.1                                    | -1.8                  | 2.4   | 0.80                   | -0.3               | 2.2                 | -7.3                            | 822                            | 25.0              | ..     | 79.9                       | 84.6       |
| <b>LOW HUMAN DEVELOPMENT</b>         |                     |  |                       |   |                        |                    |                     |                                 |                                |                   |        |                            |            |
| 152 Solomon Islands                  | 98.4                | 2.8                                    | -2.2                  | 15.6  | 1.23                   | -4.3               | 0.4                 | ..                              | 23                             | 11.0              | ..     | 69.5                       | 217.6      |
| 153 Papua New Guinea                 | ..                  | -0.2                                   | 0.5                   | 2.8   | 0.01                   | 0.0                | 0.4                 | ..                              | 184                            | 9.6               | ..     | 46.8                       | 74.2       |
| 154 Tanzania (United Republic of)    | 42.3                | 2.9                                    | -2.6                  | 4.9   | 0.84                   | -0.8 <sup>t</sup>  | 0.9 <sup>t</sup>    | ..                              | 1,233                          | 13.0              | ..     | 72.1                       | 58.3       |
| 155 Syrian Arab Republic             | ..                  | ..                                     | ..                    | ..  | ..                     | -41.8              | 5.5                 | ..                              | 5,070                          | 31.9              | ..     | 72.4                       | 30.2       |
| 156 Zimbabwe                         | 61.5                | 2.1                                    | -1.5                  | 4.4   | 11.17                  | -3.3               | 2.4                 | -12.0                           | 2,168                          | 23.1              | 14.6   | 79.7                       | 45.9       |
| 157 Nigeria                          | 20.7                | 0.9                                    | -2.9                  | 0.6   | 5.85                   | -0.4               | 0.6                 | ..                              | 1,889                          | 25.7              | ..     | 83.0                       | 50.7       |
| 158 Rwanda                           | 51.0                | 3.2                                    | -1.9                  | 13.9  | 2.36                   | -1.4               | 3.6                 | -6.1                            | 932                            | 20.0              | ..     | 74.9                       | 116.2      |
| 159 Lesotho                          | 125.4               | 1.6                                    | -1.6                  | 4.4   | 15.19                  | -2.4               | 0.3                 | -12.5                           | 1,196                          | 27.4              | ..     | 103.6                      | 114.1      |
| 159 Mauritania                       | 109.3               | 11.7                                   | -11.7                 | 6.3   | 1.54                   | 2.1                | 3.8                 | -19.8                           | ..                             | 18.0              | ..     | 84.0                       | 9.3        |
| 161 Madagascar                       | 74.5                | 5.4                                    | -3.9                  | 6.5   | 2.28                   | -0.1               | 0.1                 | -1.9                            | 293                            | 4.7               | ..     | 32.1                       | -11.9      |
| 162 Uganda                           | 44.4                | 2.7                                    | -0.9                  | 7.4   | 4.79                   | -0.8               | 3.9                 | 7.4                             | 1,323                          | 21.9              | ..     | 55.0                       | 45.5       |
| 163 Benin                            | 79.4                | 1.5                                    | -1.2                  | 5.7   | 2.87                   | -0.9               | 2.3                 | 4.0                             | 267                            | 12.0              | ..     | 81.8                       | 6.3        |
| 164 Senegal                          | 69.8                | 2.7                                    | -4.2                  | 5.2   | 13.67                  | -1.4               | 1.7                 | -0.1                            | 1,007                          | 25.7              | ..     | 98.5                       | 52.5       |
| 165 Comoros                          | 619.0               | 1.3                                    | -1.6                  | 8.8   | 21.33                  | -2.7               | 1.5                 | -78.8                           | 27                             | 7.9               | ..     | 57.1                       | 138.3      |
| 165 Togo                             | 100.0               | 5.8                                    | 1.5                   | 3.6   | 8.36                   | -0.3               | 3.6                 | -13.4                           | 338                            | 11.3              | ..     | 72.4                       | 80.9       |
| 167 Sudan                            | 21.5                | 0.9                                    | -0.9                  | 0.9   | 0.18                   | -3.2               | 1.8                 | ..                              | 741                            | 28.0              | 11.0   | 70.3                       | 33.5       |
| 168 Afghanistan                      | 55.9                | 0.3                                    | -0.4                  | 20.6  | 1.82                   | 2.9                | 0.4                 | -7.4                            | ..                             | 10.6              | ..     | 62.3                       | 75.8       |
| 168 Haiti                            | 75.3                | 1.3                                    | -1.2                  | 13.3  | 29.25                  | -2.9               | 0.4                 | ..                              | 516                            | 12.2              | ..     | 60.0                       | 49.9       |
| 170 Côte d'Ivoire                    | 48.6                | 1.6                                    | -2.8                  | 1.9   | 0.94                   | 0.6                | 9.0                 | -3.7                            | 1,583                          | 26.5              | ..     | 115.8                      | 51.5       |
| 171 Malawi                           | 65.3                | 4.4                                    | -4.6                  | 23.5  | 0.65                   | -0.4               | 1.3                 | -20.3                           | 849                            | 9.6               | ..     | 39.7                       | 93.0       |
| 172 Djibouti                         | 108.5               | 9.1                                    | ..                    | 10.4  | 3.37                   | 1.4                | 12.1                | -40.2                           | 63                             | 13.1              | ..     | 36.6                       | 88.3       |
| 173 Ethiopia                         | 31.5                | 5.5                                    | -5.0                  | 5.6   | 1.01                   | -0.1               | 1.2                 | ..                              | 871                            | 15.4              | ..     | 50.0                       | 540.1      |
| 174 Gambia                           | 60.8                | -0.2                                   | ..                    | 9.8   | 21.25                  | -1.5               | 9.8                 | ..                              | 161                            | 18.5              | ..     | 139.2                      | 59.4       |
| 175 Guinea                           | 140.1               | 16.3                                   | -14.4                 | 6.4   | 0.53                   | -4.4               | 1.0                 | -6.1                            | 35                             | 9.8               | ..     | 87.1                       | 135.1      |

**TABLE 13**



|   | SDG 17.3            |  | SDG 17.2              |   | SDG 17.3             | Human mobility         |                     |                                 | SDG 8.9                        | SDG 17.6, 17.8    |                          | SDG 9.c                    |             |
|---|---------------------|--|-----------------------|---|----------------------|------------------------|---------------------|---------------------------------|--------------------------------|-------------------|--------------------------|----------------------------|-------------|
|   | Trade               | Financial flows                        |                       |   | Remittances, inflows | Human mobility         |                     |                                 | International inbound tourists | Internet users    |                          | Mobile phone subscriptions |             |
|   | Exports and imports | Foreign direct investment, net inflows | Private capital flows | Net official development assistance received <sup>a</sup> |                      | Net migration rate     | Stock of immigrants | International student mobility  |                                | Total             | Female                   |                            |             |
| HDI rank  | (% of GDP)          | (% of GDP)                             | (% of GDP)            | (% of GNI)  | (% of GDP)           | (per 1,000 people)     | (% of population)   | (% of total tertiary enrolment) | (thousands)                    | (% of population) | (% of female population) | (per 100 people)           | (% change)  |
|   | 2017 <sup>b</sup>   | 2017 <sup>b</sup>                      | 2017 <sup>b</sup>     | 2016 <sup>c</sup>   | 2017 <sup>b</sup>    | 2010/2015 <sup>d</sup> | 2017                | 2017 <sup>b</sup>               | 2016 <sup>e</sup>              | 2016              | 2017 <sup>b</sup>        | 2016                       | 2010–2016   |
| 176 Congo (Democratic Republic of the)                        | 75.0                | 3.4                                    | -2.5                  | 6.2   | 0.05                 | 0.0                    | 1.1                 | -0.2                            | 191                            | 6.2               | ..                       | 36.7                       | 100.3       |
| 177 Guinea-Bissau   | 59.0                | 1.2                                    | 0.3                   | 16.5  | 7.69                 | -1.2                   | 1.3                 | ..                              | 44                             | 3.8               | ..                       | 70.8                       | 62.7        |
| 178 Yemen   | 33.5                | -3.1                                   | -0.1                  | 7.1   | 18.40                | -0.6                   | 1.4                 | -1.1                            | 367                            | 24.6              | ..                       | 59.6                       | 26.9        |
| 179 Eritrea   | 37.5                | 1.5                                    | ..                    | 5.2   | ..                   | -6.9                   | 0.3                 | ..                              | 142                            | 1.2               | ..                       | 10.2                       | 142.0       |
| 180 Mozambique  | 108.9               | 18.8                                   | -18.7                 | 14.2  | 1.39                 | -0.2                   | 0.8                 | -0.9                            | 1,639                          | 17.5              | ..                       | 52.1                       | 74.7        |
| 181 Liberia   | 121.7               | 21.6                                   | -33.4                 | 44.8  | 26.89                | -0.9                   | 2.1                 | ..                              | ..                             | 7.3               | ..                       | 67.6                       | 69.7        |
| 182 Mali  | 63.1                | 0.9                                    | -1.0                  | 8.9   | 6.80                 | -3.7                   | 2.1                 | -9.1                            | 173                            | 11.1              | ..                       | 112.4                      | 127.6       |
| 183 Burkina Faso  | 62.8                | 3.4                                    | 0.5                   | 9.2   | 3.45                 | -1.5                   | 3.7                 | -2.9                            | 152                            | 14.0              | ..                       | 82.6                       | 125.9       |
| 184 Sierra Leone  | 79.4                | 3.9                                    | -3.7                  | 21.9  | 1.30                 | -0.6                   | 1.3                 | ..                              | 55                             | 11.8              | ..                       | 84.9                       | 174.2       |
| 185 Burundi   | 38.2                | 0.0                                    | -1.6                  | 24.7  | 0.96                 | -1.5                   | 2.8                 | -1.2                            | 187                            | 5.2               | 0.7                      | 50.9                       | 166.0       |
| 186 Chad  | 73.5                | 5.9                                    | ..                    | 6.8   | ..                   | 1.5                    | 3.3                 | -15.5                           | 120                            | 5.0               | ..                       | 43.1                       | 78.2        |
| 187 South Sudan   | 116.7               | -0.6                                   | ..                    | 64.5  | 24.07                | 7.7                    | 6.7                 | ..                              | ..                             | ..                | ..                       | 22.1                       | 48.2        |
| 188 Central African Republic                                  | 44.3                | 1.8                                    | ..                    | 28.4  | ..                   | -17.6                  | 1.9                 | 4.0                             | 121                            | 4.0               | ..                       | 27.2                       | 23.4        |
| 189 Niger   | 49.6                | 4.0                                    | -4.7                  | 12.8  | 2.44                 | -0.3                   | 1.4                 | -8.5                            | 152                            | 4.3               | 0.7                      | 42.2                       | 88.9        |
| <b>OTHER COUNTRIES OR TERRITORIES</b>                         |                     |  |                       |   |                      |                        |                     |                                 |                                |                   |                          |                            |             |
| .. Korea (Democratic People's Rep. of)                        | ..                  | ..                                     | ..                    | ..  | ..                   | -0.2                   | 0.2                 | -0.3                            | ..                             | ..                | ..                       | 14.2                       | 709.3       |
| .. Monaco   | ..                  | ..                                     | ..                    | ..  | ..                   | ..                     | 54.9                | ..                              | 336                            | 95.2              | ..                       | 86.5                       | 37.0        |
| .. Nauru  | 150.6               | 0.0                                    | ..                    | 18.3  | ..                   | ..                     | 32.7                | ..                              | ..                             | ..                | ..                       | 87.2                       | 41.1        |
| .. San Marino   | ..                  | ..                                     | ..                    | ..  | ..                   | ..                     | 15.7                | ..                              | 60                             | ..                | ..                       | 110.1                      | 12.0        |
| .. Somalia  | 77.7                | 5.0                                    | ..                    | 17.4  | ..                   | -3.5                   | 0.3                 | ..                              | ..                             | 1.9               | ..                       | 46.5                       | 764.0       |
| .. Tuvalu   | ..                  | 0.6                                    | 1.9                   | 60.7  | 10.83                | ..                     | 1.3                 | ..                              | 3                              | 46.0              | ..                       | 68.5                       | 350.8       |
| <b>Human development groups</b>                               |                     |  |                       |   |                      |                        |                     |                                 |                                |                   |                          |                            |             |
| Very high human development                                   | 59.8                | 2.7                                    | 0.3                   | ..  | 0.29                 | 2.6                    | 12.9                | 3.8                             | 812,209                        | 80.3              | 78.8                     | 130.0                      | 9.7         |
| High human development  | 44.4                | 1.9                                    | -1.4                  | 0.1   | 0.75                 | -0.1                   | 1.4                 | -1.3                            | 251,232                        | 53.9              | ..                       | 102.9                      | 26.1        |
| Medium human development                                      | 52.1                | 2.1                                    | -3.2                  | 0.6   | 3.71                 | -0.7                   | 0.8                 | -0.9                            | 100,347                        | 29.8              | ..                       | 95.9                       | 257.2       |
| Low human development   | 39.1                | 2.3                                    | -2.9                  | 4.3   | 4.28                 | -1.5                   | 1.8                 | -3.5                            | 24,111                         | 17.1              | ..                       | 65.1                       | 88.7        |
| <b>Developing countries</b>                                   | 49.5                | 1.9                                    | -1.8                  | 0.4   | 1.46                 | -0.4                   | 1.7                 | -1.1                            | 470,139                        | 38.5              | ..                       | 95.0                       | 98.6        |
| <b>Regions</b>  |                     |  |                       |   |                      |                        |                     |                                 |                                |                   |                          |                            |             |
| Arab States   | 84.0                | 1.6                                    | -1.7                  | 1.6   | 2.62                 | 0.8                    | 9.3                 | 0.2                             | 70,176                         | 42.9              | ..                       | 101.6                      | 37.7        |
| East Asia and the Pacific                                     | 46.1                | 1.7                                    | -0.9                  | 0.1   | 0.66                 | -0.3                   | 0.4                 | -1.3                            | 159,233                        | 48.4              | ..                       | 107.7                      | 462.1       |
| Europe and Central Asia                                       | 69.1                | 2.4                                    | -4.3                  | 0.7   | 2.42                 | 0.6                    | 7.4                 | -2.4                            | 82,954                         | 56.2              | 58.3                     | 109.6                      | 24.2        |
| Latin America and the Caribbean                               | 43.8                | 2.8                                    | -3.2                  | 0.1   | 1.39                 | -0.6                   | 1.4                 | -0.4                            | 94,971                         | 56.7              | ..                       | 108.4                      | 15.5        |
| South Asia  | 40.3                | 1.4                                    | -2.1                  | 0.4   | 3.16                 | -0.8                   | 0.7                 | -1.0                            | 24,902                         | 27.6              | ..                       | 84.6                       | 70.2        |
| Sub-Saharan Africa  | 51.3                | 2.5                                    | -3.4                  | 2.7   | 2.81                 | -0.3                   | 2.2                 | -1.8                            | 37,904                         | 20.0              | ..                       | 73.4                       | 70.5        |
| <b>Least developed countries</b>                              | 50.0                | 3.3                                    | -2.8                  | 4.5   | 3.87                 | -1.3                   | 1.4                 | -3.0                            | 27,090                         | 15.7              | ..                       | 66.5                       | 348.0       |
| <b>Small island developing states</b>                         | 59.9                | 3.2                                    | -4.6                  | 1.5   | 6.76                 | -2.4                   | 1.8                 | 0.7                             | 21,543                         | 33.9              | ..                       | 70.4                       | 47.1        |
| <b>Organisation for Economic Co-operation and Development</b> |                     |  |                       |   |                      |                        |                     |                                 |                                |                   |                          |                            |             |
| <b>World</b>  | <b>55.2</b>         | <b>2.5</b>                             | <b>-0.4</b>           | <b>0.4</b>  | <b>0.73</b>          | <b>0.0</b>             | <b>3.4</b>          | <b>0.0</b>                      | <b>1,188,297</b>               | <b>45.7</b>       | <b>..</b>                | <b>100.5</b>               | <b>72.9</b> |

**NOTES**

- a** A negative value refers to net official development assistance disbursed by donor countries.
- b** Data refer to 2017 or the most recent year available.
- c** Data refer to 2016 or the most recent year available.
- d** Data are average annual estimates for 2010–2015.
- e** Includes Svalbard and Jan Mayen Islands.
- f** Includes Christmas Island, Cocos (Keeling) Islands and Norfolk Island.
- g** Includes Åland Islands.
- h** Includes Canary Islands, Ceuta and Melilla.
- i** Includes Northern Cyprus.
- j** Includes Sabah and Sarawak.
- k** Includes Agalega, Rodrigues and Saint Brandon.
- l** Includes Kosovo.
- m** Includes Abkhazia and South Ossetia.
- n** Includes Nagorno-Karabakh.
- o** Includes Crimea.
- p** Refers to 2015.
- q** Includes Transnistria.
- r** Includes East Jerusalem.

- s** Includes East Jerusalem. Refugees are not part of the foreign-born migrant stock in the State of Palestine.
- t** Includes Zanzibar.

**DEFINITIONS**

**Exports and imports:** Sum of exports and imports of goods and services, expressed as a percentage of gross domestic product (GDP). It is a basic indicator of openness to foreign trade and economic integration and indicates the dependence of domestic producers on foreign demand (exports) and of domestic consumers and producers on foreign supply (imports), relative to the country's economic size (GDP).

**Foreign direct investment, net inflows:** Sum of equity capital, reinvestment of earnings, other long-term capital and short-term capital, expressed as a percentage of GDP.

**Private capital flows:** Net foreign direct investment and portfolio investment, expressed as a percentage of GDP.

**Net official development assistance received:** Disbursements of loans made on concessional terms (net of repayments of principal) and grants by official agencies to promote economic development

and welfare in countries and territories on the Development Assistance Committee list of aid recipients, expressed as a percentage of the recipient country's gross national income (GNI).

**Remittances, inflows:** Earnings and material resources transferred by international migrants or refugees to recipients in their country of origin or countries in which the migrant formerly resided.

**Net migration rate:** Ratio of the difference between the number of in-migrants and out-migrants from a country to the average population, expressed per 1,000 people.

**Stock of immigrants:** Ratio of the stock of immigrants into a country, expressed as a percentage of the country's population. The definition of immigrant varies across countries but generally includes the stock of foreign-born people, the stock of foreign people (according to citizenship) or a combination of the two.

**International student mobility:** Total number of tertiary students from abroad (inbound students) studying in a given country minus the number of students at the same level of education from that country studying abroad (outbound students), expressed as a percentage of total tertiary enrolment in the country.

**International inbound tourists:** Arrivals of nonresident visitors (overnight visitors, tourists, same-day visitors and excursionists) at national borders.

**Internet users:** People with access to the worldwide network.

**Mobile phone subscriptions:** Number of subscriptions for the mobile phone service, expressed per 100 people.

**MAIN DATA SOURCES**

**Columns 1, 2, 4, 5 and 9:** World Bank (2018a).

**Column 3:** HDRO calculations based on data from World Bank (2018a).

**Column 6:** UNDESA (2017a).

**Column 7:** UNDESA (2017b).

**Column 8:** UNESCO Institute for Statistics (2018).

**Columns 10–12:** ITU (2018).

**Column 13:** HDRO calculations based on data from ITU (2018).

# Supplementary indicators: perceptions of well-being

SDG 16.1

Perceptions of individual well-being

Perceptions about community

Perceptions about government

| HDI rank                           | Education quality      | Health care quality    | Standard of living     | Feeling safe           |                        | Freedom of choice      |                        | Overall life satisfaction, index            | Local labour market    | Volunteered time       | Community              | Confidence in judicial system | Actions to preserve the environment | Trust in national government |
|------------------------------------|------------------------|------------------------|------------------------|------------------------|------------------------|------------------------|------------------------|---|------------------------|------------------------|------------------------|-------------------------------|-------------------------------------|------------------------------|
|                                    | (% satisfied)          | (% satisfied)          | (% satisfied)          | (% answering yes)      |                        | (% satisfied)          |                        | (0, least satisfied, to 10, most satisfied) | (% answering good)     | (% answering yes)      | (% answering yes)      | (% answering yes)             | (% satisfied)                       | (% answering yes)            |
|                                    |                        |                        |                        | Female                 | Male                   | Female                 | Male                   |   |                        |                        |                        |                               |                                     |                              |
|                                    | 2012–2017 <sup>a</sup> | 2012–2017 <sup>a</sup> | 2012–2017 <sup>a</sup> | 2012–2017 <sup>a</sup> | 2012–2017 <sup>a</sup> | 2012–2017 <sup>a</sup> | 2012–2017 <sup>a</sup> | 2012–2017 <sup>a</sup>                      | 2012–2017 <sup>a</sup> | 2012–2017 <sup>a</sup> | 2012–2017 <sup>a</sup> | 2012–2017 <sup>a</sup>        | 2012–2017 <sup>a</sup>              | 2012–2017 <sup>a</sup>       |
| <b>VERY HIGH HUMAN DEVELOPMENT</b> |                        |                        |                        |                        |                        |                        |                        |   |                        |                        |                        |                               |                                     |                              |
| 1 Norway                           | 90                     | 88                     | 95                     | 89                     | 98                     | 96                     | 94                     | 7.6   | 52                     | 32                     | 95                     | 88                            | 70                                  | 72                           |
| 2 Switzerland                      | 83                     | 90                     | 92                     | 84                     | 86                     | 92                     | 89                     | 7.5   | 35                     | 37                     | 93                     | 78                            | 77                                  | 82                           |
| 3 Australia                        | 68                     | 84                     | 88                     | 45                     | 81                     | 90                     | 90                     | 7.3   | 32                     | 40                     | 89                     | 55                            | 52                                  | 45                           |
| 4 Ireland                          | 84                     | 63                     | 81                     | 71                     | 81                     | 89                     | 91                     | 7.1   | 49                     | 40                     | 91                     | 74                            | 69                                  | 60                           |
| 5 Germany                          | 68                     | 85                     | 83                     | 67                     | 72                     | 83                     | 82                     | 7.1   | 59                     | 26                     | 92                     | 68                            | 61                                  | 62                           |
| 6 Iceland                          | 80                     | 78                     | 87                     | 74                     | 94                     | 94                     | 93                     | 7.5   | 79                     | 27                     | 83                     | 55                            | 46                                  | 37                           |
| 7 Hong Kong, China (SAR)           | 46                     | 58                     | 82                     | 85                     | 93                     | 84                     | 82                     | 5.4   | 53                     | 19                     | 90                     | 75                            | 44                                  | 55                           |
| 7 Sweden                           | 68                     | 77                     | 92                     | 62                     | 87                     | 95                     | 92                     | 7.3   | 63                     | 13                     | 93                     | 69                            | 68                                  | 56                           |
| 9 Singapore                        | 86                     | 93                     | 88                     | 94                     | 96                     | 92                     | 91                     | 6.4   | 37                     | 39                     | 95                     | 89                            | 87                                  | 93                           |
| 10 Netherlands                     | 81                     | 89                     | 92                     | 73                     | 94                     | 92                     | 92                     | 7.5   | 63                     | 37                     | 94                     | 71                            | 64                                  | 67                           |
| 11 Denmark                         | 78                     | 90                     | 95                     | 74                     | 90                     | 96                     | 95                     | 7.6   | 62                     | 23                     | 94                     | 85                            | 70                                  | 57                           |
| 12 Canada                          | 77                     | 77                     | 87                     | 75                     | 93                     | 96                     | 93                     | 7.4   | 58                     | 33                     | 92                     | 67                            | 65                                  | 65                           |
| 13 United States                   | 67                     | 77                     | 84                     | 60                     | 85                     | 88                     | 86                     | 7.0   | 65                     | 39                     | 82                     | 61                            | 47                                  | 39                           |
| 14 United Kingdom                  | 70                     | 75                     | 80                     | 78                     | 82                     | 87                     | 75                     | 7.1   | 47                     | 33                     | 87                     | 68                            | 63                                  | 44                           |
| 15 Finland                         | 86                     | 79                     | 83                     | 78                     | 98                     | 95                     | 96                     | 7.8   | 49                     | 26                     | 96                     | 83                            | 76                                  | 60                           |
| 16 New Zealand                     | 72                     | 82                     | 88                     | 53                     | 83                     | 94                     | 94                     | 7.3   | 52                     | 40                     | 89                     | 63                            | 61                                  | 61                           |
| 17 Belgium                         | 79                     | 90                     | 82                     | 57                     | 84                     | 86                     | 85                     | 6.9   | 41                     | 27                     | 87                     | 60                            | 56                                  | 45                           |
| 17 Liechtenstein                   | ..                     | ..                     | ..                     | ..                     | ..                     | ..                     | ..                     | ..  | ..                     | ..                     | ..                     | ..                            | ..                                  | ..                           |
| 19 Japan                           | 60                     | 71                     | 70                     | 67                     | 82                     | 75                     | 80                     | 5.9   | 47                     | 23                     | 81                     | 67                            | 54                                  | 41                           |
| 20 Austria                         | 69                     | 87                     | 87                     | 80                     | 82                     | 87                     | 88                     | 7.3   | 34                     | 26                     | 83                     | 73                            | 69                                  | 44                           |
| 21 Luxembourg                      | 74                     | 87                     | 88                     | 76                     | 83                     | 90                     | 89                     | 7.1   | 29                     | 33                     | 90                     | 76                            | 78                                  | 74                           |
| 22 Israel                          | 65                     | 77                     | 73                     | 67                     | 85                     | 75                     | 76                     | 7.3   | 42                     | 23                     | 82                     | 55                            | 47                                  | 39                           |
| 22 Korea (Republic of)             | 55                     | 70                     | 67                     | 63                     | 74                     | 54                     | 51                     | 5.9   | 22                     | 15                     | 78                     | 26                            | 26                                  | 36                           |
| 24 France                          | 69                     | 77                     | 78                     | 68                     | 77                     | 83                     | 82                     | 6.6   | 17                     | 31                     | 88                     | 59                            | 54                                  | 37                           |
| 25 Slovenia                        | 81                     | 79                     | 77                     | 82                     | 93                     | 93                     | 90                     | 6.2   | 40                     | 35                     | 91                     | 29                            | 72                                  | 24                           |
| 26 Spain                           | 56                     | 66                     | 71                     | 80                     | 84                     | 76                     | 73                     | 6.2   | 24                     | 17                     | 80                     | 42                            | 40                                  | 27                           |
| 27 Czechia                         | 71                     | 73                     | 79                     | 61                     | 85                     | 78                     | 79                     | 6.8   | 57                     | 19                     | 91                     | 50                            | 66                                  | 34                           |
| 28 Italy                           | 57                     | 53                     | 67                     | 55                     | 61                     | 62                     | 63                     | 6.2   | 10                     | 17                     | 65                     | 30                            | 22                                  | 23                           |
| 29 Malta                           | 81                     | 87                     | 88                     | 67                     | 88                     | 93                     | 91                     | 6.7   | 80                     | 25                     | 87                     | 51                            | 58                                  | 75                           |
| 30 Estonia                         | 63                     | 58                     | 61                     | 59                     | 83                     | 78                     | 84                     | 5.9   | 32                     | 16                     | 88                     | 55                            | 58                                  | 41                           |
| 31 Greece                          | 42                     | 35                     | 39                     | 49                     | 65                     | 43                     | 41                     | 5.1   | 9                      | 7                      | 76                     | 42                            | 23                                  | 14                           |
| 32 Cyprus                          | 56                     | 54                     | 73                     | 66                     | 90                     | 76                     | 80                     | 6.1   | 44                     | 26                     | 89                     | 42                            | 53                                  | 31                           |
| 33 Poland                          | 77                     | 55                     | 67                     | 60                     | 73                     | 82                     | 80                     | 6.2   | 46                     | 15                     | 83                     | 52                            | 54                                  | 50                           |
| 34 United Arab Emirates            | 73                     | 92                     | 91                     | ..                     | ..                     | 95                     | 96                     | 7.0   | 50                     | 23                     | 94                     | ..                            | 96                                  | ..                           |
| 35 Andorra                         | ..                     | ..                     | ..                     | ..                     | ..                     | ..                     | ..                     | ..  | ..                     | ..                     | ..                     | ..                            | ..                                  | ..                           |
| 35 Lithuania                       | 54                     | 52                     | 36                     | 56                     | 67                     | 68                     | 67                     | 6.3   | 35                     | 18                     | 84                     | 46                            | 61                                  | 32                           |
| 37 Qatar                           | 72                     | ..                     | 86                     | 87                     | 96                     | 89                     | 91                     | 6.4   | 66                     | 19                     | 92                     | ..                            | 91                                  | ..                           |
| 38 Slovakia                        | 62                     | 62                     | 69                     | 59                     | 75                     | 67                     | 67                     | 6.4   | 24                     | 22                     | 91                     | 39                            | 50                                  | 34                           |
| 39 Brunei Darussalam               | ..                     | ..                     | ..                     | ..                     | ..                     | ..                     | ..                     | ..  | ..                     | ..                     | ..                     | ..                            | ..                                  | ..                           |
| 39 Saudi Arabia                    | 72                     | 80                     | 85                     | ..                     | ..                     | 78                     | 82                     | 6.3   | 54                     | 12                     | 90                     | ..                            | 71                                  | ..                           |
| 41 Latvia                          | 54                     | 45                     | 45                     | 53                     | 73                     | 66                     | 62                     | 6.0   | 21                     | 9                      | 84                     | 30                            | 54                                  | 26                           |
| 41 Portugal                        | 69                     | 65                     | 70                     | 65                     | 87                     | 90                     | 91                     | 5.7   | 47                     | 15                     | 89                     | 45                            | 48                                  | 50                           |
| 43 Bahrain                         | 73                     | 80                     | 82                     | ..                     | ..                     | 87                     | 90                     | 6.2   | 40                     | 33                     | 90                     | ..                            | 73                                  | ..                           |
| 44 Chile                           | 49                     | 33                     | 77                     | 40                     | 52                     | 73                     | 83                     | 6.3   | 30                     | 15                     | 78                     | 21                            | 33                                  | 27                           |
| 45 Hungary                         | 58                     | 56                     | 68                     | 57                     | 72                     | 63                     | 65                     | 6.1   | 44                     | 12                     | 81                     | 50                            | 46                                  | 38                           |
| 46 Croatia                         | 64                     | 60                     | 55                     | 63                     | 76                     | 71                     | 70                     | 5.3   | 28                     | 11                     | 75                     | 48                            | 51                                  | 21                           |
| 47 Argentina                       | 55                     | 51                     | 63                     | 34                     | 47                     | 81                     | 83                     | 6.0   | 17                     | 15                     | 75                     | 25                            | 42                                  | 31                           |
| 48 Oman                            | ..                     | ..                     | ..                     | ..                     | ..                     | ..                     | ..                     | ..  | ..                     | ..                     | ..                     | ..                            | ..                                  | ..                           |
| 49 Russian Federation              | 52                     | 35                     | 47                     | 41                     | 67                     | 70                     | 67                     | 5.6   | 20                     | 11                     | 71                     | 36                            | 35                                  | 56                           |
| 50 Montenegro                      | 54                     | 41                     | 48                     | 67                     | 75                     | 57                     | 65                     | 5.6   | 22                     | 9                      | 65                     | 35                            | 28                                  | 35                           |
| 51 Bulgaria                        | 45                     | 45                     | 48                     | 54                     | 64                     | 66                     | 66                     | 5.1   | 26                     | 5                      | 80                     | 22                            | 32                                  | 33                           |
| 52 Romania                         | 65                     | 68                     | 58                     | 61                     | 76                     | 80                     | 81                     | 6.1   | 33                     | 6                      | 84                     | 41                            | 29                                  | 30                           |
| 53 Belarus                         | 54                     | 42                     | 44                     | 54                     | 70                     | 60                     | 55                     | 5.6   | 10                     | 19                     | 77                     | 46                            | 51                                  | 45                           |
| 54 Bahamas                         | ..                     | ..                     | ..                     | ..                     | ..                     | ..                     | ..                     | ..  | ..                     | ..                     | ..                     | ..                            | ..                                  | ..                           |
| 55 Uruguay                         | 57                     | 67                     | 71                     | 40                     | 59                     | 89                     | 88                     | 6.3   | 19                     | 15                     | 78                     | 41                            | 58                                  | 41                           |
| 56 Kuwait                          | 55                     | 79                     | 90                     | ..                     | ..                     | 88                     | 88                     | 6.1   | 46                     | 11                     | 86                     | ..                            | 75                                  | ..                           |
| 57 Malaysia                        | 75                     | 78                     | 75                     | 35                     | 54                     | 62                     | 71                     | 6.3   | 54                     | 33                     | 78                     | 55                            | 62                                  | 44                           |
| 58 Barbados                        | ..                     | ..                     | ..                     | ..                     | ..                     | ..                     | ..                     | ..  | ..                     | ..                     | ..                     | ..                            | ..                                  | ..                           |
| 58 Kazakhstan                      | 64                     | 56                     | 73                     | 62                     | 72                     | 71                     | 70                     | 5.9   | 35                     | 16                     | 84                     | 55                            | 51                                  | 76                           |

| HDI rank                        | SO6 16.1<br>Perceptions of individual well-being |                        |                        |                        |                        |                        |                        |   | Perceptions about community |                        |                        | Perceptions about government  |                                     |                              |    |
|---------------------------------|--|------------------------|------------------------|------------------------|------------------------|------------------------|------------------------|---|-----------------------------|------------------------|------------------------|-------------------------------|-------------------------------------|------------------------------|----|
|                                 | Education quality                                | Health care quality    | Standard of living     | Feeling safe           |                        | Freedom of choice      |                        | Overall life satisfaction, index            | Local labour market         | Volunteered time       | Community              | Confidence in judicial system | Actions to preserve the environment | Trust in national government |    |
|                                 | (% satisfied)                                    | (% satisfied)          | (% satisfied)          | (% answering yes)      |                        | (% satisfied)          |                        | (0, least satisfied, to 10, most satisfied) | (% answering good)          | (% answering yes)      | (% answering yes)      | (% answering yes)             | (% satisfied)                       | (% answering yes)            |    |
|                                 |  |                        |                        | Female                 | Male                   | Female                 | Male                   |   |                             |                        |                        |                               |                                     |                              |    |
|                                 | 2012–2017 <sup>a</sup>                           | 2012–2017 <sup>a</sup> | 2012–2017 <sup>a</sup> | 2012–2017 <sup>a</sup> | 2012–2017 <sup>a</sup> | 2012–2017 <sup>a</sup> | 2012–2017 <sup>a</sup> | 2012–2017 <sup>a</sup>                      | 2012–2017 <sup>a</sup>      | 2012–2017 <sup>a</sup> | 2012–2017 <sup>a</sup> | 2012–2017 <sup>a</sup>        | 2012–2017 <sup>a</sup>              | 2012–2017 <sup>a</sup>       |    |
| <b>HIGH HUMAN DEVELOPMENT</b>   |  |                        |                        |                        |                        |                        |                        |   |                             |                        |                        |                               |                                     |                              |    |
| 60                              | Iran (Islamic Republic of)                       | 50                     | 57                     | 63                     | 67                     | 81                     | 70                     | 64  | 4.7                         | 23                     | 20                     | 71                            | 57                                  | 48                           | 71 |
| 60                              | Palau  | ..                     | ..                     | ..                     | ..                     | ..                     | ..                     | ..  | ..                          | ..                     | ..                     | ..                            | ..                                  | ..                           | .. |
| 62                              | Seychelles                                       | ..                     | ..                     | ..                     | ..                     | ..                     | ..                     | ..  | ..                          | ..                     | ..                     | ..                            | ..                                  | ..                           | .. |
| 63                              | Costa Rica                                       | 81                     | 63                     | 79                     | 43                     | 53                     | 91                     | 94  | 7.2                         | 31                     | 17                     | 83                            | 45                                  | 61                           | 41 |
| 64                              | Turkey   | 50                     | 62                     | 68                     | 53                     | 63                     | 65                     | 61  | 5.6                         | 40                     | 9                      | 74                            | 53                                  | 46                           | 59 |
| 65                              | Mauritius  | 76                     | 78                     | 81                     | 58                     | 75                     | 91                     | 91  | 6.2                         | 43                     | 38                     | 90                            | 67                                  | 76                           | 61 |
| 66                              | Panama   | 69                     | 55                     | 76                     | 47                     | 57                     | 86                     | 89  | 6.6                         | 46                     | 21                     | 84                            | 42                                  | 51                           | 39 |
| 67                              | Serbia   | 65                     | 53                     | 45                     | 64                     | 84                     | 63                     | 66  | 5.1                         | 22                     | 6                      | 72                            | 45                                  | 33                           | 51 |
| 68                              | Albania  | 61                     | 50                     | 43                     | 52                     | 69                     | 71                     | 77  | 4.6                         | 20                     | 7                      | 67                            | 29                                  | 43                           | 46 |
| 69                              | Trinidad and Tobago                              | 62                     | 52                     | 51                     | 43                     | 61                     | 85                     | 83  | 6.2                         | 32                     | 31                     | 80                            | 29                                  | 24                           | 27 |
| 70                              | Antigua and Barbuda                              | ..                     | ..                     | ..                     | ..                     | ..                     | ..                     | ..  | ..                          | ..                     | ..                     | ..                            | ..                                  | ..                           | .. |
| 70                              | Georgia  | 55                     | 53                     | 31                     | 74                     | 83                     | 73                     | 78  | 4.5                         | 9                      | 17                     | 72                            | 33                                  | 30                           | 30 |
| 72                              | Saint Kitts and Nevis                            | ..                     | ..                     | ..                     | ..                     | ..                     | ..                     | ..  | ..                          | ..                     | ..                     | ..                            | ..                                  | ..                           | .. |
| 73                              | Cuba   | ..                     | ..                     | ..                     | ..                     | ..                     | ..                     | ..  | ..                          | ..                     | ..                     | ..                            | ..                                  | ..                           | .. |
| 74                              | Mexico   | 61                     | 55                     | 76                     | 33                     | 47                     | 86                     | 84  | 6.4                         | 45                     | 14                     | 73                            | 32                                  | 43                           | 26 |
| 75                              | Grenada  | ..                     | ..                     | ..                     | ..                     | ..                     | ..                     | ..  | ..                          | ..                     | ..                     | ..                            | ..                                  | ..                           | .. |
| 76                              | Sri Lanka  | 74                     | 73                     | 65                     | 56                     | 69                     | 78                     | 80  | 4.3                         | 45                     | 45                     | 82                            | 68                                  | 58                           | 52 |
| 77                              | Bosnia and Herzegovina                           | 56                     | 54                     | 49                     | 65                     | 71                     | 51                     | 55  | 5.1                         | 16                     | 7                      | 66                            | 24                                  | 22                           | 13 |
| 78                              | Venezuela (Bolivarian Republic of)               | 48                     | 26                     | 33                     | 15                     | 19                     | 63                     | 63  | 5.1                         | 19                     | 15                     | 66                            | 22                                  | 34                           | 24 |
| 79                              | Brazil   | 51                     | 36                     | 66                     | 23                     | 40                     | 76                     | 76  | 6.3                         | 18                     | 13                     | 65                            | 38                                  | 33                           | 17 |
| 80                              | Azerbaijan                                       | 57                     | 38                     | 57                     | 63                     | 87                     | 69                     | 67  | 5.2                         | 26                     | 12                     | 78                            | 36                                  | 59                           | 77 |
| 80                              | Lebanon  | 66                     | 49                     | 59                     | 46                     | 58                     | 61                     | 60  | 5.2                         | 21                     | 12                     | 78                            | 30                                  | 15                           | 22 |
| 80                              | The former Yugoslav Republic of Macedonia        | 59                     | 53                     | 49                     | 65                     | 78                     | 75                     | 72  | 5.2                         | 28                     | 5                      | 72                            | 31                                  | 33                           | 44 |
| 83                              | Armenia  | 53                     | 42                     | 35                     | 76                     | 79                     | 63                     | 56  | 4.3                         | 17                     | 9                      | 60                            | 29                                  | 39                           | 25 |
| 83                              | Thailand   | 86                     | 84                     | 69                     | 60                     | 73                     | 89                     | 89  | 5.9                         | 38                     | 12                     | 90                            | 65                                  | 78                           | 61 |
| 85                              | Algeria  | 49                     | 38                     | 67                     | 49                     | 67                     | 40                     | 43  | 5.2                         | 16                     | 17                     | 58                            | 28                                  | 23                           | .. |
| 86                              | China  | 66                     | 65                     | 78                     | 73                     | 87                     | 84                     | 85  | 5.1                         | 36                     | 7                      | 80                            | ..                                  | 68                           | .. |
| 86                              | Ecuador  | 78                     | 59                     | 75                     | 47                     | 61                     | 87                     | 88  | 5.8                         | 32                     | 18                     | 82                            | 49                                  | 72                           | 64 |
| 88                              | Ukraine  | 46                     | 24                     | 31                     | 47                     | 62                     | 57                     | 51  | 4.3                         | 18                     | 15                     | 79                            | 11                                  | 17                           | 11 |
| 89                              | Peru   | 54                     | 38                     | 70                     | 40                     | 51                     | 80                     | 80  | 5.7                         | 42                     | 20                     | 71                            | 21                                  | 47                           | 25 |
| 90                              | Colombia   | 51                     | 40                     | 75                     | 36                     | 48                     | 82                     | 85  | 6.2                         | 33                     | 17                     | 81                            | 25                                  | 44                           | 22 |
| 90                              | Saint Lucia                                      | ..                     | ..                     | ..                     | ..                     | ..                     | ..                     | ..  | ..                          | ..                     | ..                     | ..                            | ..                                  | ..                           | .. |
| 92                              | Fiji   | ..                     | ..                     | ..                     | ..                     | ..                     | ..                     | ..  | ..                          | ..                     | ..                     | ..                            | ..                                  | ..                           | .. |
| 92                              | Mongolia   | 44                     | 36                     | 66                     | 43                     | 56                     | 64                     | 66  | 5.3                         | 5                      | 36                     | 74                            | 36                                  | 27                           | 28 |
| 94                              | Dominican Republic                               | 78                     | 52                     | 67                     | 28                     | 41                     | 85                     | 84  | 5.6                         | 34                     | 32                     | 74                            | 30                                  | 55                           | 46 |
| 95                              | Jordan   | 55                     | 67                     | 62                     | 71                     | 86                     | 75                     | 76  | 4.8                         | 28                     | 9                      | 69                            | ..                                  | 53                           | .. |
| 95                              | Tunisia  | 36                     | 26                     | 46                     | 55                     | 70                     | 46                     | 46  | 4.1                         | 18                     | 8                      | 55                            | 46                                  | 20                           | 25 |
| 97                              | Jamaica  | 73                     | 56                     | 44                     | 54                     | 71                     | 83                     | 85  | 5.9                         | 30                     | 29                     | 67                            | 29                                  | 30                           | 35 |
| 98                              | Tonga  | ..                     | ..                     | ..                     | ..                     | ..                     | ..                     | ..  | ..                          | ..                     | ..                     | ..                            | ..                                  | ..                           | .. |
| 99                              | Saint Vincent and the Grenadines                 | ..                     | ..                     | ..                     | ..                     | ..                     | ..                     | ..  | ..                          | ..                     | ..                     | ..                            | ..                                  | ..                           | .. |
| 100                             | Suriname   | 82                     | 78                     | 64                     | 57                     | 63                     | 85                     | 88  | 6.3                         | 34                     | 22                     | 90                            | 71                                  | 65                           | 72 |
| 101                             | Botswana   | 54                     | 64                     | 29                     | 30                     | 38                     | 83                     | 78  | 3.5                         | 31                     | 16                     | 59                            | 78                                  | 82                           | 77 |
| 101                             | Maldives   | ..                     | ..                     | ..                     | ..                     | ..                     | ..                     | ..  | ..                          | ..                     | ..                     | ..                            | ..                                  | ..                           | .. |
| 103                             | Dominica   | ..                     | ..                     | ..                     | ..                     | ..                     | ..                     | ..  | ..                          | ..                     | ..                     | ..                            | ..                                  | ..                           | .. |
| 104                             | Samoa  | ..                     | ..                     | ..                     | ..                     | ..                     | ..                     | ..  | ..                          | ..                     | ..                     | ..                            | ..                                  | ..                           | .. |
| 105                             | Uzbekistan                                       | 81                     | 83                     | 81                     | 79                     | 91                     | 96                     | 99  | 6.4                         | 69                     | 20                     | 95                            | 82                                  | 89                           | 96 |
| 106                             | Belize   | 62                     | 50                     | 66                     | 44                     | 57                     | 88                     | 84  | 6.0                         | 40                     | 26                     | 74                            | 37                                  | 62                           | 38 |
| 106                             | Marshall Islands                                 | ..                     | ..                     | ..                     | ..                     | ..                     | ..                     | ..  | ..                          | ..                     | ..                     | ..                            | ..                                  | ..                           | .. |
| 108                             | Libya  | 51                     | 42                     | 70                     | 42                     | 58                     | 75                     | 79  | 5.6                         | 44                     | 24                     | 75                            | ..                                  | 55                           | .. |
| 108                             | Turkmenistan                                     | ..                     | ..                     | 83                     | 75                     | 80                     | 69                     | 68  | 5.2                         | 39                     | 35                     | 88                            | ..                                  | 61                           | .. |
| 110                             | Gabon  | 21                     | 21                     | 42                     | 23                     | 27                     | 62                     | 65  | 4.8                         | 27                     | 10                     | 47                            | 32                                  | 36                           | 29 |
| 110                             | Paraguay   | 69                     | 52                     | 81                     | 47                     | 52                     | 87                     | 89  | 5.9                         | 42                     | 22                     | 89                            | 29                                  | 39                           | 31 |
| 112                             | Moldova (Republic of)                            | 56                     | 36                     | 56                     | 35                     | 50                     | 55                     | 50  | 5.3                         | 6                      | 13                     | 71                            | 20                                  | 18                           | 13 |
| <b>MEDIUM HUMAN DEVELOPMENT</b> |  |                        |                        |                        |                        |                        |                        |   |                             |                        |                        |                               |                                     |                              |    |
| 113                             | Philippines                                      | 86                     | 82                     | 75                     | 56                     | 65                     | 93                     | 92  | 5.6                         | 69                     | 28                     | 89                            | 72                                  | 88                           | 84 |
| 113                             | South Africa                                     | 67                     | 57                     | 42                     | 23                     | 41                     | 80                     | 76  | 4.5                         | 28                     | 34                     | 53                            | 52                                  | 42                           | 42 |
| 115                             | Egypt  | 34                     | 36                     | 62                     | 71                     | 81                     | 57                     | 55  | 3.9                         | 15                     | 6                      | 78                            | 65                                  | 31                           | 62 |
| 116                             | Indonesia  | 82                     | 78                     | 73                     | 73                     | 91                     | 86                     | 84  | 5.1                         | 56                     | 53                     | 86                            | 72                                  | 71                           | 83 |
| 116                             | Viet Nam   | 77                     | 62                     | 74                     | 54                     | 67                     | 83                     | 88  | 5.2                         | 40                     | 14                     | 81                            | 66                                  | 53                           | 81 |

**TABLE 14 SUPPLEMENTARY INDICATORS: PERCEPTIONS OF WELL-BEING**

| HDI rank                     | SDG 16.1<br>Perceptions of individual well-being |                        |                        |                        |                        |                        |                        |   |                        |                        |                              |                               |                                     |                              |    |
|------------------------------|--|------------------------|------------------------|------------------------|------------------------|------------------------|------------------------|---|------------------------|------------------------|------------------------------|-------------------------------|-------------------------------------|------------------------------|----|
|                              | Perceptions of individual well-being             |                        |                        |                        |                        |                        |                        | Perceptions about community                 |                        |                        | Perceptions about government |                               |                                     |                              |    |
|                              | Education quality                                | Health care quality    | Standard of living     | Feeling safe           |                        | Freedom of choice      |                        | Overall life satisfaction, index            | Local labour market    | Volunteered time       | Community                    | Confidence in judicial system | Actions to preserve the environment | Trust in national government |    |
|                              | (% satisfied)                                    | (% satisfied)          | (% satisfied)          | (% answering yes)      |                        | (% satisfied)          |                        | (0, least satisfied, to 10, most satisfied) | (% answering good)     | (% answering yes)      | (% answering yes)            | (% answering yes)             | (% satisfied)                       | (% answering yes)            |    |
|                              | 2012–2017 <sup>a</sup>                           | 2012–2017 <sup>a</sup> | 2012–2017 <sup>a</sup> | 2012–2017 <sup>a</sup> | 2012–2017 <sup>a</sup> | 2012–2017 <sup>a</sup> | 2012–2017 <sup>a</sup> | 2012–2017 <sup>a</sup>                      | 2012–2017 <sup>a</sup> | 2012–2017 <sup>a</sup> | 2012–2017 <sup>a</sup>       | 2012–2017 <sup>a</sup>        | 2012–2017 <sup>a</sup>              | 2012–2017 <sup>a</sup>       |    |
| 118                          | Bolivia (Plurinational State of)                 | 67                     | 44                     | 74                     | 38                     | 50                     | 86                     | 86  | 5.7                    | 36                     | 21                           | 78                            | 22                                  | 61                           | 43 |
| 119                          | Palestine, State of                              | 64                     | 61                     | 60                     | 49                     | 64                     | 65                     | 61  | 4.6                    | 13                     | 9                            | 77                            | 36                                  | 39                           | 41 |
| 120                          | Iraq   | 39                     | 37                     | 65                     | 58                     | 62                     | 60                     | 61  | 4.5                    | 25                     | 19                           | 63                            | 49                                  | 36                           | 42 |
| 121                          | El Salvador                                      | 66                     | 47                     | 75                     | 43                     | 49                     | 73                     | 77  | 6.3                    | 33                     | 15                           | 83                            | 27                                  | 40                           | 27 |
| 122                          | Kyrgyzstan                                       | 72                     | 66                     | 81                     | 48                     | 56                     | 82                     | 87  | 5.6                    | 49                     | 18                           | 91                            | 37                                  | 52                           | 56 |
| 123                          | Morocco  | 34                     | 27                     | 79                     | 67                     | 82                     | 78                     | 80  | 5.3                    | 36                     | 9                            | 75                            | 28                                  | 51                           | 38 |
| 124                          | Nicaragua  | 81                     | 63                     | 75                     | 62                     | 63                     | 92                     | 90  | 6.5                    | 49                     | 22                           | 85                            | 45                                  | 73                           | 59 |
| 125                          | Cabo Verde                                       | ..                     | ..                     | ..                     | ..                     | ..                     | ..                     | ..  | ..                     | ..                     | ..                           | ..                            | ..                                  | ..                           | .. |
| 125                          | Guyana   | ..                     | ..                     | ..                     | ..                     | ..                     | ..                     | ..  | ..                     | ..                     | ..                           | ..                            | ..                                  | ..                           | .. |
| 127                          | Guatemala  | 73                     | 47                     | 84                     | 44                     | 60                     | 88                     | 93  | 6.3                    | 40                     | 28                           | 87                            | 49                                  | 57                           | 46 |
| 127                          | Tajikistan                                       | 82                     | 80                     | 71                     | 87                     | 89                     | 80                     | 76  | 5.8                    | 51                     | 36                           | 81                            | 74                                  | 71                           | 93 |
| 129                          | Namibia  | 62                     | 57                     | 41                     | 36                     | 49                     | 77                     | 84  | 4.4                    | 35                     | 21                           | 57                            | 59                                  | 61                           | 75 |
| 130                          | India  | 79                     | 65                     | 76                     | 69                     | 77                     | 83                     | 89  | 4.0                    | 44                     | 15                           | 85                            | 83                                  | 77                           | 84 |
| 131                          | Micronesia (Federated States of)                 | ..                     | ..                     | ..                     | ..                     | ..                     | ..                     | ..  | ..                     | ..                     | ..                           | ..                            | ..                                  | ..                           | .. |
| 132                          | Timor-Leste                                      | ..                     | ..                     | ..                     | ..                     | ..                     | ..                     | ..  | ..                     | ..                     | ..                           | ..                            | ..                                  | ..                           | .. |
| 133                          | Honduras   | 76                     | 61                     | 74                     | 55                     | 61                     | 88                     | 89  | 6.0                    | 42                     | 32                           | 87                            | 44                                  | 59                           | 50 |
| 134                          | Bhutan   | 93                     | 86                     | 89                     | 59                     | 67                     | 83                     | 79  | 5.1                    | 51                     | 39                           | 93                            | 97                                  | 99                           | 95 |
| 134                          | Kiribati   | ..                     | ..                     | ..                     | ..                     | ..                     | ..                     | ..  | ..                     | ..                     | ..                           | ..                            | ..                                  | ..                           | .. |
| 136                          | Bangladesh                                       | 80                     | 63                     | 79                     | 70                     | 84                     | 82                     | 90  | 4.3                    | 31                     | 13                           | 84                            | 80                                  | 76                           | 88 |
| 137                          | Congo  | 55                     | 37                     | 54                     | 44                     | 51                     | 66                     | 74  | 4.9                    | 29                     | 14                           | 64                            | 39                                  | 48                           | 47 |
| 138                          | Vanuatu  | ..                     | ..                     | ..                     | ..                     | ..                     | ..                     | ..  | ..                     | ..                     | ..                           | ..                            | ..                                  | ..                           | .. |
| 139                          | Lao People's Democratic Republic                 | 81                     | 71                     | 79                     | 63                     | 75                     | 77                     | 84  | 4.6                    | 57                     | 4                            | 92                            | 72                                  | 80                           | 84 |
| 140                          | Ghana  | 55                     | 52                     | 52                     | 63                     | 70                     | 78                     | 76  | 5.5                    | 32                     | 36                           | 60                            | 59                                  | 51                           | 67 |
| 141                          | Equatorial Guinea                                | ..                     | ..                     | ..                     | ..                     | ..                     | ..                     | ..  | ..                     | ..                     | ..                           | ..                            | ..                                  | ..                           | .. |
| 142                          | Kenya  | 64                     | 51                     | 54                     | 54                     | 64                     | 88                     | 82  | 4.5                    | 47                     | 45                           | 70                            | 57                                  | 56                           | 64 |
| 143                          | Sao Tome and Principe                            | ..                     | ..                     | ..                     | ..                     | ..                     | ..                     | ..  | ..                     | ..                     | ..                           | ..                            | ..                                  | ..                           | .. |
| 144                          | Eswatini (Kingdom of)                            | ..                     | ..                     | ..                     | ..                     | ..                     | ..                     | ..  | ..                     | ..                     | ..                           | ..                            | ..                                  | ..                           | .. |
| 144                          | Zambia   | 66                     | 58                     | 43                     | 43                     | 53                     | 82                     | 79  | 3.9                    | 48                     | 34                           | 62                            | 63                                  | 63                           | 72 |
| 146                          | Cambodia   | 90                     | 82                     | 80                     | 50                     | 60                     | 96                     | 95  | 4.6                    | 65                     | 6                            | 91                            | 59                                  | 90                           | 75 |
| 147                          | Angola   | 46                     | 29                     | 35                     | 39                     | 53                     | 30                     | 37  | 3.8                    | 43                     | 17                           | 50                            | 44                                  | 37                           | 57 |
| 148                          | Myanmar  | 79                     | 75                     | 69                     | 71                     | 79                     | 88                     | 87  | 4.2                    | 54                     | 34                           | 88                            | 65                                  | 73                           | 82 |
| 149                          | Nepal  | 78                     | 63                     | 72                     | 51                     | 70                     | 81                     | 84  | 4.7                    | 63                     | 27                           | 85                            | 65                                  | 66                           | 56 |
| 150                          | Pakistan   | 63                     | 46                     | 70                     | 56                     | 62                     | 70                     | 70  | 5.8                    | 33                     | 13                           | 78                            | 57                                  | 49                           | 56 |
| 151                          | Cameroon   | 51                     | 43                     | 53                     | 40                     | 49                     | 77                     | 73  | 5.1                    | 45                     | 16                           | 68                            | 47                                  | 53                           | 58 |
| <b>LOW HUMAN DEVELOPMENT</b> |  |                        |                        |                        |                        |                        |                        |   |                        |                        |                              |                               |                                     |                              |    |
| 152                          | Solomon Islands                                  | ..                     | ..                     | ..                     | ..                     | ..                     | ..                     | ..  | ..                     | ..                     | ..                           | ..                            | ..                                  | ..                           | .. |
| 153                          | Papua New Guinea                                 | ..                     | ..                     | ..                     | ..                     | ..                     | ..                     | ..  | ..                     | ..                     | ..                           | ..                            | ..                                  | ..                           | .. |
| 154                          | Tanzania (United Republic of)                    | 58                     | 43                     | 35                     | 60                     | 71                     | 81                     | 78  | 3.3                    | 50                     | 8                            | 71                            | 77                                  | 66                           | 91 |
| 155                          | Syrian Arab Republic                             | 24                     | 38                     | 20                     | 17                     | 47                     | 32                     | 45  | 3.5                    | 17                     | 20                           | 36                            | 27                                  | 38                           | .. |
| 156                          | Zimbabwe   | 66                     | 63                     | 46                     | 42                     | 63                     | 80                     | 69  | 3.6                    | 33                     | 18                           | 67                            | 66                                  | 51                           | 68 |
| 157                          | Nigeria  | 60                     | 57                     | 53                     | 52                     | 65                     | 81                     | 83  | 5.3                    | 39                     | 37                           | 67                            | 53                                  | 56                           | 56 |
| 158                          | Rwanda   | 81                     | 77                     | 35                     | 83                     | 93                     | 89                     | 91  | 3.1                    | 32                     | 18                           | 70                            | 91                                  | 93                           | 98 |
| 159                          | Lesotho  | 48                     | 36                     | 34                     | 37                     | 49                     | 74                     | 73  | 3.8                    | 44                     | 20                           | 55                            | 71                                  | 45                           | 70 |
| 159                          | Mauritania                                       | 27                     | 27                     | 50                     | 40                     | 52                     | 50                     | 49  | 4.7                    | 33                     | 14                           | 53                            | 27                                  | 24                           | 29 |
| 161                          | Madagascar                                       | 56                     | 39                     | 30                     | 38                     | 47                     | 56                     | 57  | 4.1                    | 40                     | 31                           | 77                            | 46                                  | 40                           | 54 |
| 162                          | Uganda   | 45                     | 39                     | 45                     | 54                     | 65                     | 74                     | 77  | 4.0                    | 43                     | 26                           | 64                            | 51                                  | 55                           | 66 |
| 163                          | Benin  | 51                     | 40                     | 38                     | 52                     | 54                     | 73                     | 65  | 4.9                    | 41                     | 17                           | 55                            | 60                                  | 51                           | 62 |
| 164                          | Senegal  | 51                     | 38                     | 53                     | 40                     | 53                     | 69                     | 66  | 4.7                    | 32                     | 15                           | 62                            | 60                                  | 49                           | 61 |
| 165                          | Comoros  | 49                     | 24                     | 38                     | 67                     | 77                     | 50                     | 57  | 4.0                    | 30                     | 18                           | 75                            | 34                                  | 39                           | 46 |
| 165                          | Togo   | 48                     | 37                     | 42                     | 49                     | 58                     | 68                     | 70  | 4.4                    | 43                     | 14                           | 52                            | 43                                  | 55                           | 48 |
| 167                          | Sudan  | 28                     | 22                     | 52                     | 64                     | 78                     | 25                     | 29  | 4.1                    | 18                     | 23                           | 50                            | ..                                  | 11                           | .. |
| 168                          | Afghanistan                                      | 51                     | 32                     | 19                     | 15                     | 24                     | 37                     | 44  | 2.7                    | 11                     | 11                           | 63                            | 24                                  | 39                           | 26 |
| 168                          | Haiti  | 25                     | 15                     | 22                     | 48                     | 46                     | 52                     | 44  | 3.8                    | 23                     | 31                           | 45                            | 37                                  | 32                           | 44 |
| 170                          | Côte d'Ivoire                                    | 45                     | 35                     | 36                     | 49                     | 50                     | 71                     | 71  | 5.0                    | 51                     | 7                            | 59                            | 42                                  | 44                           | 52 |
| 171                          | Malawi   | 58                     | 57                     | 38                     | 42                     | 47                     | 85                     | 84  | 3.4                    | 63                     | 26                           | 73                            | 59                                  | 82                           | 62 |
| 172                          | Djibouti   | ..                     | ..                     | ..                     | ..                     | ..                     | ..                     | ..  | ..                     | ..                     | ..                           | ..                            | ..                                  | ..                           | .. |
| 173                          | Ethiopia   | 72                     | 45                     | 42                     | 62                     | 70                     | 69                     | 73  | 4.2                    | 48                     | 23                           | 63                            | 60                                  | 70                           | 77 |
| 174                          | Gambia   | 73                     | 49                     | 57                     | 47                     | 63                     | 75                     | 80  | 4.1                    | 45                     | 30                           | 77                            | 68                                  | 62                           | 80 |
| 175                          | Guinea   | 45                     | 42                     | 58                     | 51                     | 56                     | 71                     | 73  | 4.9                    | 54                     | 24                           | 74                            | 54                                  | 58                           | 64 |

SDG 16.1

| HDI rank  | Perceptions of individual well-being |                        |                        |                   |           |                   |           |   | Perceptions about community |                        |                        | Perceptions about government  |                                     |                              |
|---|--------------------------------------|------------------------|------------------------|-------------------|-----------|-------------------|-----------|---|-----------------------------|------------------------|------------------------|-------------------------------|-------------------------------------|------------------------------|
|   | Education quality                    | Health care quality    | Standard of living     | Feeling safe      |           | Freedom of choice |           | Overall life satisfaction, index            | Local labour market         | Volunteered time       | Community              | Confidence in judicial system | Actions to preserve the environment | Trust in national government |
|   | (% satisfied)                        | (% satisfied)          | (% satisfied)          | (% answering yes) |           | (% satisfied)     |           | (0, least satisfied, to 10, most satisfied) | (% answering good)          | (% answering yes)      | (% answering yes)      | (% answering yes)             | (% satisfied)                       | (% answering yes)            |
|   | 2012–2017 <sup>a</sup>               | 2012–2017 <sup>a</sup> | 2012–2017 <sup>a</sup> | Female            | Male      | Female            | Male      | 2012–2017 <sup>a</sup>                      | 2012–2017 <sup>a</sup>      | 2012–2017 <sup>a</sup> | 2012–2017 <sup>a</sup> | 2012–2017 <sup>a</sup>        | 2012–2017 <sup>a</sup>              | 2012–2017 <sup>a</sup>       |
| 176 Congo (Democratic Republic of the)                        | 48                                   | 42                     | 51                     | 36                | 54        | 69                | 67        | 4.3   | 37                          | 29                     | 57                     | 43                            | 50                                  | 48                           |
| 177 Guinea-Bissau   | ..                                   | ..                     | ..                     | ..                | ..        | ..                | ..        | ..  | ..                          | ..                     | ..                     | ..                            | ..                                  | ..                           |
| 178 Yemen   | 43                                   | 22                     | 38                     | 37                | 70        | 52                | 60        | 3.3   | 6                           | 6                      | 74                     | 24                            | 10                                  | 25                           |
| 179 Eritrea   | ..                                   | ..                     | ..                     | ..                | ..        | ..                | ..        | ..  | ..                          | ..                     | ..                     | ..                            | ..                                  | ..                           |
| 180 Mozambique  | 70                                   | 56                     | 59                     | 49                | 54        | 79                | 82        | 4.3   | 54                          | 27                     | 78                     | 67                            | 66                                  | 76                           |
| 181 Liberia   | 42                                   | 37                     | 41                     | 34                | 47        | 69                | 76        | 4.4   | 48                          | 47                     | 57                     | 53                            | 48                                  | 55                           |
| 182 Mali  | 35                                   | 44                     | 50                     | 58                | 59        | 71                | 72        | 4.7   | 63                          | 20                     | 65                     | 39                            | 48                                  | 50                           |
| 183 Burkina Faso  | 51                                   | 40                     | 38                     | 51                | 60        | 59                | 56        | 4.6   | 50                          | 19                     | 63                     | 48                            | 44                                  | 54                           |
| 184 Sierra Leone  | 45                                   | 45                     | 43                     | 54                | 55        | 70                | 70        | 4.1   | 45                          | 37                     | 65                     | 49                            | 44                                  | 74                           |
| 185 Burundi   | 54                                   | 37                     | 26                     | 43                | 42        | 47                | 39        | 2.9   | 10                          | 10                     | 47                     | ..                            | 41                                  | ..                           |
| 186 Chad  | 53                                   | 44                     | 58                     | 50                | 50        | 61                | 58        | 4.6   | 34                          | 16                     | 71                     | 44                            | 55                                  | 47                           |
| 187 South Sudan   | 34                                   | 24                     | 22                     | 43                | 41        | 41                | 47        | 2.8   | 37                          | 29                     | 42                     | 41                            | 29                                  | 46                           |
| 188 Central African Republic                                  | 37                                   | 28                     | 30                     | 50                | 54        | 64                | 63        | 3.5   | 54                          | 27                     | 62                     | 60                            | 49                                  | 65                           |
| 189 Niger   | 44                                   | 43                     | 52                     | 64                | 69        | 67                | 62        | 4.6   | 36                          | 20                     | 68                     | 65                            | 57                                  | 60                           |
| <b>OTHER COUNTRIES OR TERRITORIES</b>                         |                                      |                        |                        |                   |           |                   |           |   |                             |                        |                        |                               |                                     |                              |
| .. Korea (Democratic People's Rep. of)                        | ..                                   | ..                     | ..                     | ..                | ..        | ..                | ..        | ..  | ..                          | ..                     | ..                     | ..                            | ..                                  | ..                           |
| .. Monaco   | ..                                   | ..                     | ..                     | ..                | ..        | ..                | ..        | ..  | ..                          | ..                     | ..                     | ..                            | ..                                  | ..                           |
| .. Nauru  | ..                                   | ..                     | ..                     | ..                | ..        | ..                | ..        | ..  | ..                          | ..                     | ..                     | ..                            | ..                                  | ..                           |
| .. San Marino   | ..                                   | ..                     | ..                     | ..                | ..        | ..                | ..        | ..  | ..                          | ..                     | ..                     | ..                            | ..                                  | ..                           |
| .. Somalia  | 67                                   | 55                     | 75                     | 86                | 85        | 91                | 91        | 4.7   | 41                          | 24                     | 92                     | 62                            | 86                                  | 70                           |
| .. Tuvalu   | ..                                   | ..                     | ..                     | ..                | ..        | ..                | ..        | ..  | ..                          | ..                     | ..                     | ..                            | ..                                  | ..                           |
| <b>Human development groups</b>                               |                                      |                        |                        |                   |           |                   |           |   |                             |                        |                        |                               |                                     |                              |
| Very high human development                                   | 64                                   | 68                     | 74                     | 60                | 77        | 79                | 79        | 6.5   | 43                          | 25                     | 82                     | 54                            | 49                                  | 44                           |
| High human development  | 63                                   | 59                     | 73                     | 61                | 75        | 80                | 81        | 5.3   | 34                          | 10                     | 77                     | ..                            | 58                                  | ..                           |
| Medium human development                                      | 74                                   | 62                     | 72                     | 64                | 75        | 81                | 84        | 4.5   | 43                          | 21                     | 82                     | 73                            | 69                                  | 77                           |
| Low human development   | 53                                   | 44                     | 44                     | 49                | 60        | 68                | 69        | 4.3   | 39                          | 24                     | 64                     | 52                            | 52                                  | 60                           |
| <b>Developing countries</b>                                   |                                      |                        |                        |                   |           |                   |           |   |                             |                        |                        |                               |                                     |                              |
|   | 66                                   | 58                     | 68                     | 60                | 72        | 78                | 80        | 4.8   | 39                          | 17                     | 78                     | 62                            | 62                                  | 65                           |
| <b>Regions</b>  |                                      |                        |                        |                   |           |                   |           |   |                             |                        |                        |                               |                                     |                              |
| Arab States   | 43                                   | 40                     | 63                     | 59                | 74        | 57                | 61        | 4.6   | 24                          | 13                     | 70                     | 45                            | 37                                  | ..                           |
| East Asia and the Pacific                                     | ..                                   | ..                     | ..                     | ..                | ..        | ..                | ..        | ..  | ..                          | ..                     | ..                     | ..                            | ..                                  | ..                           |
| Europe and Central Asia                                       | 58                                   | 55                     | 60                     | 59                | 71        | 69                | 67        | 5.4   | 36                          | 14                     | 79                     | 46                            | 47                                  | 55                           |
| Latin America and the Caribbean                               | 56                                   | 43                     | 68                     | 32                | 45        | 80                | 80        | 6.1   | 29                          | 16                     | 72                     | 33                            | 41                                  | 27                           |
| South Asia  | 76                                   | 62                     | 74                     | 66                | 75        | 80                | 85        | 4.2   | 40                          | 15                     | 83                     | 77                            | 72                                  | 79                           |
| Sub-Saharan Africa  | 57                                   | 47                     | 46                     | 49                | 60        | 73                | 73        | 4.4   | 42                          | 27                     | 64                     | 55                            | 55                                  | 62                           |
| <b>Least developed countries</b>                              |                                      |                        |                        |                   |           |                   |           |   |                             |                        |                        |                               |                                     |                              |
|   | 60                                   | 48                     | 52                     | 54                | 65        | 69                | 71        | 4.1   | 40                          | 21                     | 70                     | 59                            | 58                                  | 67                           |
| <b>Small island developing states</b>                         |                                      |                        |                        |                   |           |                   |           |   |                             |                        |                        |                               |                                     |                              |
|   | ..                                   | ..                     | ..                     | ..                | ..        | ..                | ..        | ..  | ..                          | ..                     | ..                     | ..                            | ..                                  | ..                           |
| <b>Organisation for Economic Co-operation and Development</b> |                                      |                        |                        |                   |           |                   |           |   |                             |                        |                        |                               |                                     |                              |
|   | 64                                   | 71                     | 77                     | 61                | 76        | 81                | 79        | 6.6   | 46                          | 26                     | 82                     | 55                            | 49                                  | 42                           |
| <b>World</b>  | <b>66</b>                            | <b>60</b>              | <b>69</b>              | <b>61</b>         | <b>74</b> | <b>79</b>         | <b>80</b> | <b>5.1</b>                                  | <b>40</b>                   | <b>19</b>              | <b>78</b>              | <b>60</b>                     | <b>60</b>                           | <b>61</b>                    |

TABLE 14

**NOTES**

a Data refer to the most recent year available during the period specified.

**DEFINITIONS**

**Satisfaction with education quality:** Percentage of respondents answering "satisfied" to the Gallup World Poll question, "Are you satisfied or dissatisfied with the education system or the schools?"

**Satisfaction with health care quality:** Percentage of respondents answering "satisfied" to the Gallup World Poll question, "Are you satisfied or dissatisfied with the availability of quality healthcare?"

**Satisfaction with standard of living:** Percentage of respondents answering "satisfied" to the Gallup World Poll question, "Are you satisfied or

dissatisfied with your standard of living, all the things you can buy and do?"

**Feeling safe:** Percentage of respondents answering "yes" to the Gallup World Poll question, "Do you feel safe walking alone at night in the city or area where you live?"

**Satisfaction with freedom of choice:** Percentage of respondents answering "satisfied" to the Gallup World Poll question, "In this country, are you satisfied or dissatisfied with your freedom to choose what you do with your life?"

**Overall life satisfaction, index:** Average response to the Gallup World Poll question, "Please imagine a ladder, with steps numbered from zero at the bottom to ten at the top. Suppose we say that the top of the ladder represents the best possible life for you, and the bottom of the ladder represents the worst possible life for you. On which step of the ladder

would you say you personally feel you stand at this time, assuming that the higher the step the better you feel about your life, and the lower the step the worse you feel about it? Which step comes closest to the way you feel?"

**Perception of local labour market:** Percentage of respondents answering "good" to the Gallup World Poll question, "Thinking about the job situation in the city or area where you live today, would you say that it is now a good time or a bad time to find a job?"

**Volunteered time:** Percentage of respondents answering "yes" to the Gallup World Poll question, "In the past month have you volunteered your time to an organization?"

**Satisfaction with community:** Percentage of respondents answering "yes" to the Gallup World Poll question, "Are you satisfied or dissatisfied with the city or area where you live?"

**Confidence in judicial system:** Percentage of respondents answering "yes" to the Gallup World Poll question, "In this country, do you have confidence in the judicial system and courts?"

**Satisfaction with actions to preserve the environment:** Percentage of respondents answering "satisfied" to Gallup World Poll question, "In this country, are you satisfied or dissatisfied with the efforts to preserve the environment?"

**Trust in national government:** Percentage of respondents answering "yes" to the Gallup World Poll question, "In this country, do you have confidence in the national government?"

**MAIN DATA SOURCES**

Columns 1–14: Gallup (2018).

# Status of fundamental human rights treaties

| Country                            | ICERD:<br>International<br>Convention on<br>the Elimination<br>of All Forms<br>of Racial<br>Discrimination,<br>1965 | ICCPR:<br>International<br>Covenant<br>on Civil and<br>Political<br>Rights, 1966 | ICESCR:<br>International<br>Covenant on<br>Economic,<br>Social and<br>Cultural<br>Rights, 1966 | CEDAW:<br>Convention on<br>the Elimination<br>of All Forms of<br>Discrimination<br>against<br>Women, 1979 | CAT:<br>Convention<br>against Torture<br>and Other<br>Cruel, Inhuman<br>or Degrading<br>Treatment or<br>Punishment,<br>1984 | CRC:<br>Convention on<br>the Rights of<br>the Child, 1989 | ICMW:<br>International<br>Convention on<br>the Protection<br>of the Rights<br>of All Migrant<br>Workers and<br>Members of<br>Their Families,<br>1990 | CRC-AC:<br>Optional<br>Protocol to the<br>Convention on<br>the Rights of<br>the Child on the<br>involvement<br>of children in<br>armed<br>conflict, 2000 | CRC-SC:<br>Optional<br>Protocol to the<br>Convention on<br>the Rights of<br>the Child on<br>the sale of<br>children, child<br>prostitution and<br>child<br>pornography,<br>2000 | ICPED:<br>International<br>Convention for<br>the Protection<br>of All Persons<br>from Enforced<br>Disappearance,<br>2006 | CRPD:<br>Convention on<br>the Rights of<br>Persons with<br>Disabilities,<br>2006 |
|------------------------------------|---|--|--|---|---|---|--|--|---|--|--|
|                                    | Entry into force:<br>4 January<br>1969  | Entry into force:<br>23 March<br>1969  | Entry into force:<br>3 January<br>1976   | Entry into force:<br>3 September<br>1981  | Entry into force:<br>26 June<br>1987  | Entry into force:<br>2 September<br>1990                  | Entry into force:<br>1 July<br>2003  | Entry into force:<br>12 February<br>2002   | Entry into force:<br>18 January<br>2002   | Entry into force:<br>23 December<br>2010   | Entry into force:<br>3 May<br>2008   |
|                                    | Year of<br>ratification   | Year of<br>ratification  | Year of<br>ratification  | Year of<br>ratification   | Year of<br>ratification   | Year of<br>ratification                                   | Year of<br>ratification  | Year of<br>ratification  | Year of<br>ratification   | Year of<br>ratification  | Year of<br>ratification  |
| Afghanistan                        | 1983  | 1983   | 1983   | 2003  | 1987  | 1994  |  | 2003   | 2002  |  | 2012   |
| Albania                            | 1994  | 1991   | 1991   | 1994  | 1994  | 1992  | 2007   | 2008   | 2008  | 2007   | 2013   |
| Algeria                            | 1972  | 1989   | 1989   | 1996  | 1989  | 1993  | 2005   | 2009   | 2006  |  | 2009   |
| Andorra                            | 2006  | 2006   |  | 1997  | 2006  | 1996  |  | 2001   | 2001  |  | 2014   |
| Angola                             |   | 1992   | 1992   | 1986  |   | 1990  |  | 2007   | 2005  |  | 2014   |
| Antigua and Barbuda                | 1988  |  |  | 1989  | 1993  | 1993  |  |  | 2002  |  | 2016   |
| Argentina                          | 1968  | 1986   | 1986   | 1985  | 1986  | 1990  | 2007   | 2002   | 2003  | 2007   | 2008   |
| Armenia                            | 1993  | 1993   | 1993   | 1993  | 1993  | 1993  |  | 2005   | 2005  | 2011   | 2010   |
| Australia                          | 1975  | 1980   | 1975   | 1983  | 1989  | 1990  |  | 2006   | 2007  |  | 2008   |
| Austria                            | 1972  | 1978   | 1978   | 1982  | 1987  | 1992  |  | 2002   | 2004  | 2012   | 2008   |
| Azerbaijan                         | 1996  | 1992   | 1992   | 1995  | 1996  | 1992  | 1999   | 2002   | 2002  |  | 2009   |
| Bahamas                            | 1975  | 2008   | 2008   | 1993  | 2018  | 1991  |  | 2015   | 2015  |  | 2015   |
| Bahrain                            | 1990  | 2006   | 2007   | 2002  | 1998  | 1992  |  | 2004   | 2004  |  | 2011   |
| Bangladesh                         | 1979  | 2000   | 1998   | 1984  | 1998  | 1990  | 2011   | 2000   | 2000  |  | 2007   |
| Barbados                           | 1972  | 1973   | 1973   | 1980  |   | 1990  |  |  |   |  | 2013   |
| Belarus                            | 1969  | 1973   | 1973   | 1981  | 1987  | 1990  |  | 2006   | 2002  |  | 2016   |
| Belgium                            | 1975  | 1983   | 1983   | 1985  | 1999  | 1991  |  | 2002   | 2006  | 2011   | 2009   |
| Belize                             | 2001  | 1996   | 2015   | 1990  | 1986  | 1990  | 2001   | 2003   | 2003  | 2015   | 2011   |
| Benin                              | 2001  | 1992   | 1992   | 1992  | 1992  | 1990  |  | 2005   | 2005  | 2017   | 2012   |
| Bhutan                             |   |  |  | 1981  |   | 1990  |  | 2009   | 2009  |  |  |
| Bolivia (Plurinational State of)   | 1970  | 1982   | 1982   | 1990  | 1999  | 1990  | 2000   | 2004   | 2003  | 2008   | 2009   |
| Bosnia and Herzegovina             | 1993  | 1993   | 1993   | 1993  | 1993  | 1993  | 1996   | 2003   | 2002  | 2012   | 2010   |
| Botswana                           | 1974  | 2000   |  | 1996  | 2000  | 1995  |  | 2004   | 2003  |  |  |
| Brazil                             | 1968  | 1992   | 1992   | 1984  | 1989  | 1990  |  | 2004   | 2004  | 2010   | 2008   |
| Brunei Darussalam                  |   |  |  | 2006  |   | 1995  |  | 2016   | 2006  |  | 2016   |
| Bulgaria                           | 1966  | 1970   | 1970   | 1982  | 1986  | 1991  |  | 2002   | 2002  |  | 2012   |
| Burkina Faso                       | 1974  | 1999   | 1999   | 1987  | 1999  | 1990  | 2003   | 2007   | 2006  | 2009   | 2009   |
| Burundi                            | 1977  | 1990   | 1990   | 1992  | 1993  | 1990  |  | 2008   | 2007  |  | 2014   |
| Cabo Verde                         | 1979  | 1993   | 1993   | 1980  | 1992  | 1992  | 1997   | 2002   | 2002  |  | 2011   |
| Cambodia                           | 1983  | 1992   | 1992   | 1992  | 1992  | 1992  |  | 2004   | 2002  | 2013   | 2012   |
| Cameroon                           | 1971  | 1984   | 1984   | 1994  | 1986  | 1993  |  | 2013   |   |  |  |
| Canada                             | 1970  | 1976   | 1976   | 1981  | 1987  | 1991  |  | 2000   | 2005  |  | 2010   |
| Central African Republic           | 1971  | 1981   | 1981   | 1991  | 2016  | 1992  |  | 2017   | 2012  | 2016   | 2016   |
| Chad                               | 1977  | 1995   | 1995   | 1995  | 1995  | 1990  |  | 2002   | 2002  |  |  |
| Chile                              | 1971  | 1972   | 1972   | 1989  | 1988  | 1990  | 2005   | 2003   | 2003  | 2009   | 2008   |
| China                              | 1981  |  | 2001   | 1980  | 1988  | 1992  |  | 2008   | 2002  |  | 2008   |
| Colombia                           | 1981  | 1969   | 1969   | 1982  | 1987  | 1991  | 1995   | 2005   | 2003  | 2012   | 2011   |
| Comoros                            | 2004  |  |  | 1994  | 2017  | 1993  |  |  | 2007  |  | 2016   |
| Congo                              | 1988  | 1983   | 1983   | 1982  | 2003  | 1993  | 2017   | 2010   | 2009  |  | 2014   |
| Congo (Democratic Republic of the) | 1976  | 1976   | 1976   | 1986  | 1996  | 1990  |  | 2001   | 2001  |  | 2015   |
| Costa Rica                         | 1967  | 1968   | 1968   | 1986  | 1993  | 1990  |  | 2003   | 2002  | 2012   | 2008   |
| Côte d'Ivoire                      | 1973  | 1992   | 1992   | 1995  | 1995  | 1991  |  | 2012   | 2011  |  | 2014   |
| Croatia                            | 1992  | 1992   | 1992   | 1992  | 1992  | 1992  |  | 2002   | 2002  |  | 2007   |
| Cuba                               | 1972  |  |  | 1980  | 1995  | 1991  |  | 2007   | 2001  | 2009   | 2007   |
| Cyprus                             | 1967  | 1969   | 1969   | 1985  | 1991  | 1991  |  | 2010   | 2006  |  | 2011   |
| Czechia                            | 1993  | 1993   | 1993   | 1993  | 1993  | 1993  |  | 2001   | 2013  | 2017   | 2009   |
| Denmark                            | 1971  | 1972   | 1972   | 1983  | 1987  | 1991  |  | 2002   | 2003  |  | 2009   |
| Djibouti                           | 2011  | 2002   | 2002   | 1998  | 2002  | 1990  |  | 2011   | 2011  |  | 2012   |
| Dominica                           |   | 1993   | 1993   | 1980  |   | 1991  |  | 2002   | 2002  |  | 2012   |
| Dominican Republic                 | 1983  | 1978   | 1978   | 1982  | 2012  | 1991  |  | 2014   | 2006  |  | 2009   |
| Ecuador                            | 1966  | 1969   | 1969   | 1981  | 1988  | 1990  | 2002   | 2004   | 2004  | 2009   | 2008   |
| Egypt                              | 1967  | 1982   | 1982   | 1981  | 1986  | 1990  | 1993   | 2007   | 2002  |  | 2008   |
| El Salvador                        | 1979  | 1979   | 1979   | 1981  | 1996  | 1990  | 2003   | 2002   | 2004  |  | 2007   |
| Equatorial Guinea                  | 2002  | 1987   | 1987   | 1984  | 2002  | 1992  |  |  | 2003  |  |  |
| Eritrea                            | 2001  | 2002   | 2001   | 1995  | 2014  | 1994  |  | 2005   | 2005  |  |  |
| Estonia                            | 1991  | 1991   | 1991   | 1991  | 1991  | 1991  |  | 2014   | 2004  |  | 2012   |

| Country                             | ICERD:<br>International<br>Convention on<br>the Elimination<br>of All Forms<br>of Racial<br>Discrimination,<br>1965 | ICCPR:<br>International<br>Covenant<br>on Civil and<br>Political<br>Rights, 1966 | ICESCR:<br>International<br>Covenant on<br>Economic,<br>Social and<br>Cultural<br>Rights, 1966 | CEDAW:<br>Convention on<br>the Elimination<br>of All Forms of<br>Discrimination<br>against<br>Women, 1979 | CAT:<br>Convention<br>against Torture<br>and Other<br>Cruel, Inhuman<br>or Degrading<br>Treatment or<br>Punishment,<br>1984 | CRC:<br>Convention on<br>the Rights of<br>the Child, 1989 | ICMW:<br>International<br>Convention on<br>the Protection<br>of the Rights<br>of All Migrant<br>Workers and<br>Members of<br>Their Families,<br>1990 | CRC-AC:<br>Optional<br>Protocol to the<br>Convention on<br>the Rights of<br>the Child on the<br>involvement of<br>children in armed<br>conflict, 2000 | CRC-SC:<br>Optional<br>Protocol to the<br>Convention on<br>the Rights<br>of the Child<br>on the sale of<br>children, child<br>prostitution and<br>child<br>pornography,<br>2000 | ICPED:<br>International<br>Convention for<br>the Protection<br>of All Persons<br>from Enforced<br>Disappearance,<br>2006 | CRPD:<br>Convention on<br>the Rights of<br>Persons with<br>Disabilities,<br>2006 |
|-------------------------------------|---|--|--|---|---|---|--|---|---|--|--|
|                                     | Entry into force:<br>4 January<br>1969  | Entry into force:<br>23 March<br>1969  | Entry into force:<br>3 January<br>1976   | Entry into force:<br>3 September<br>1981  | Entry into force:<br>26 June<br>1987  | Entry into force:<br>2 September<br>1990                  | Entry into force:<br>1 July<br>2003  | Entry into force:<br>12 February<br>2002  | Entry into force:<br>18 January<br>2002   | Entry into force:<br>23 December<br>2010   | Entry into force:<br>3 May<br>2008   |
|                                     | Year of<br>ratification   | Year of<br>ratification  | Year of<br>ratification  | Year of<br>ratification   | Year of<br>ratification   | Year of<br>ratification                                   | Year of<br>ratification  | Year of<br>ratification   | Year of<br>ratification   | Year of<br>ratification  | Year of<br>ratification  |
| Eswatini                            | 1969  | 2004   | 2004   | 2004  | 2004  | 1995  |  | 2012  | 2012  |  | 2012   |
| Ethiopia                            | 1976  | 1993   | 1993   | 1981  | 1994  | 1991  |  | 2014  | 2014  |  | 2010   |
| Fiji                                | 1973  |  |  | 1995  | 2016  | 1993  |  |   |   |  | 2017   |
| Finland                             | 1970  | 1975   | 1975   | 1986  | 1989  | 1991  |  | 2002  | 2012  |  | 2016   |
| France                              | 1971  | 1980   | 1980   | 1983  | 1986  | 1990  |  | 2003  | 2003  | 2008   | 2010   |
| Gabon                               | 1980  | 1983   | 1983   | 1983  | 2000  | 1994  |  | 2010  | 2007  | 2011   | 2007   |
| Gambia                              | 1978  | 1979   | 1978   | 1993  |   | 1990  |  |   | 2010  |  | 2015   |
| Georgia                             | 1999  | 1994   | 1994   | 1994  | 1994  | 1994  |  | 2010  | 2005  |  | 2014   |
| Germany                             | 1969  | 1973   | 1973   | 1985  | 1990  | 1992  |  | 2004  | 2009  | 2009   | 2009   |
| Ghana                               | 1966  | 2000   | 2000   | 1986  | 2000  | 1990  | 2000   | 2014  |   |  | 2012   |
| Greece                              | 1970  | 1997   | 1985   | 1983  | 1988  | 1993  |  | 2003  | 2008  | 2015   | 2012   |
| Grenada                             | 2013  | 1991   | 1991   | 1990  |   | 1990  |  | 2012  | 2012  |  | 2014   |
| Guatemala                           | 1983  | 1992   | 1988   | 1982  | 1990  | 1990  | 2003   | 2002  | 2002  |  | 2009   |
| Guinea                              | 1977  | 1978   | 1978   | 1982  | 1989  | 1990  | 2000   | 2016  | 2011  |  | 2008   |
| Guinea-Bissau                       | 2010  | 2010   | 1992   | 1985  | 2013  | 1990  |  | 2014  | 2010  |  | 2014   |
| Guyana                              | 1977  | 1977   | 1977   | 1980  | 1988  | 1991  | 2010   | 2010  | 2010  |  | 2014   |
| Haiti                               | 1972  | 1991   | 2013   | 1981  |   | 1995  |  |   | 2014  |  | 2009   |
| Holy See                            | 1969  |  |  |   | 2002  | 1990  |  | 2001  | 2001  |  |  |
| Honduras                            | 2002  | 1997   | 1981   | 1983  | 1996  | 1990  | 2005   | 2002  | 2002  | 2008   | 2008   |
| Hungary                             | 1967  | 1974   | 1974   | 1980  | 1987  | 1991  |  | 2010  | 2010  |  | 2007   |
| Iceland                             | 1967  | 1979   | 1979   | 1985  | 1996  | 1992  |  | 2001  | 2001  |  | 2016   |
| India                               | 1968  | 1979   | 1979   | 1993  |   | 1992  |  | 2005  | 2005  |  | 2007   |
| Indonesia                           | 1999  | 2006   | 2006   | 1984  | 1998  | 1990  | 2012   | 2012  | 2012  |  | 2011   |
| Iran (Islamic Republic of)          | 1968  | 1975   | 1975   |   |   | 1994  |  |   | 2007  |  | 2009   |
| Iraq                                | 1970  | 1971   | 1971   | 1986  | 2011  | 1994  |  | 2008  | 2008  | 2010   | 2013   |
| Ireland                             | 2000  | 1989   | 1989   | 1985  | 2002  | 1992  |  | 2002  |   |  | 2018   |
| Israel                              | 1979  | 1991   | 1991   | 1991  | 1991  | 1991  |  | 2005  | 2008  |  | 2012   |
| Italy                               | 1976  | 1978   | 1978   | 1985  | 1989  | 1991  |  | 2002  | 2002  | 2015   | 2009   |
| Jamaica                             | 1971  | 1975   | 1975   | 1984  |   | 1991  | 2008   | 2002  | 2011  |  | 2007   |
| Japan                               | 1995  | 1979   | 1979   | 1985  | 1999  | 1994  |  | 2004  | 2005  | 2009   | 2014   |
| Jordan                              | 1974  | 1975   | 1975   | 1992  | 1991  | 1991  |  | 2007  | 2006  |  | 2008   |
| Kazakhstan                          | 1998  | 2006   | 2006   | 1998  | 1998  | 1994  |  | 2003  | 2001  | 2009   | 2015   |
| Kenya                               | 2001  | 1972   | 1972   | 1984  | 1997  | 1990  |  | 2002  |   |  | 2008   |
| Kiribati                            |   |  |  | 2004  |   | 1995  |  | 2015  | 2015  |  | 2013   |
| Korea (Democratic People's Rep. of) |   | 1981   | 1981   | 2001  |   | 1990  |  |   | 2014  |  | 2016   |
| Korea (Republic of)                 | 1978  | 1990   | 1990   | 1984  | 1995  | 1991  |  | 2004  | 2004  |  | 2008   |
| Kuwait                              | 1968  | 1996   | 1996   | 1994  | 1996  | 1991  |  | 2004  | 2004  |  | 2013   |
| Kyrgyzstan                          | 1997  | 1994   | 1994   | 1997  | 1997  | 1994  | 2003   | 2003  | 2003  |  |  |
| Lao People's Democratic Republic    | 1974  | 2009   | 2007   | 1981  | 2012  | 1991  |  | 2006  | 2006  |  | 2009   |
| Latvia                              | 1992  | 1992   | 1992   | 1992  | 1992  | 1992  |  | 2005  | 2006  |  | 2010   |
| Lebanon                             | 1971  | 1972   | 1972   | 1997  | 2000  | 1991  |  |   | 2004  |  |  |
| Lesotho                             | 1971  | 1992   | 1992   | 1995  | 2001  | 1992  | 2005   | 2003  | 2003  | 2013   | 2008   |
| Liberia                             | 1976  | 2004   | 2004   | 1984  | 2004  | 1993  |  |   |   |  | 2012   |
| Libya                               | 1968  | 1970   | 1970   | 1989  | 1989  | 1993  | 2004   | 2004  | 2004  |  | 2018   |
| Liechtenstein                       | 2000  | 1998   | 1998   | 1995  | 1990  | 1995  |  | 2005  | 2013  |  |  |
| Lithuania                           | 1998  | 1991   | 1991   | 1994  | 1996  | 1992  |  | 2003  | 2004  | 2013   | 2010   |
| Luxembourg                          | 1978  | 1983   | 1983   | 1989  | 1987  | 1994  |  | 2004  | 2011  |  | 2011   |
| Madagascar                          | 1969  | 1971   | 1971   | 1989  | 2005  | 1991  | 2015   | 2004  | 2004  |  | 2015   |
| Malawi                              | 1996  | 1993   | 1993   | 1987  | 1996  | 1991  |  | 2010  | 2009  | 2017   | 2009   |
| Malaysia                            |   |  |  | 1995  |   | 1995  |  | 2012  | 2012  |  | 2010   |
| Maldives                            | 1984  | 2006   | 2006   | 1993  | 2004  | 1991  |  | 2004  | 2002  |  | 2010   |
| Mali                                | 1974  | 1974   | 1974   | 1985  | 1999  | 1990  | 2003   | 2002  | 2002  | 2009   | 2008   |
| Malta                               | 1971  | 1990   | 1990   | 1991  | 1990  | 1990  |  | 2002  | 2010  | 2015   | 2012   |
| Marshall Islands                    |   | 2018   | 2018   | 2006  | 2018  | 1993  |  |   |   |  | 2015   |
| Mauritania                          | 1988  | 2004   | 2004   | 2001  | 2004  | 1991  | 2007   |   | 2007  | 2012   | 2012   |
| Mauritius                           | 1972  | 1973   | 1973   | 1984  | 1992  | 1990  |  | 2009  | 2011  |  | 2010   |

**TABLE 15 STATUS OF FUNDAMENTAL HUMAN RIGHTS TREATIES**

| Country                          | ICERD:<br>International<br>Convention on<br>the Elimination<br>of All Forms<br>of Racial<br>Discrimination,<br>1965 | ICCPR:<br>International<br>Covenant<br>on Civil and<br>Political<br>Rights, 1966 | ICESCR:<br>International<br>Covenant on<br>Economic,<br>Social and<br>Cultural<br>Rights, 1966 | CEDAW:<br>Convention on<br>the Elimination<br>of All Forms of<br>Discrimination<br>against<br>Women, 1979 | CAT:<br>Convention<br>against Torture<br>and Other<br>Cruel, Inhuman<br>or Degrading<br>Treatment or<br>Punishment,<br>1984 | CRC:<br>Convention<br>on the Rights of<br>the Child, 1989 | ICMW:<br>International<br>Convention on<br>the Protection<br>of the Rights<br>of All Migrant<br>Workers and<br>Members of<br>Their Families,<br>1990 | CRC-AC:<br>Optional<br>Protocol to the<br>Convention on<br>the Rights of<br>the Child on the<br>involvement<br>of children in<br>armed<br>conflict, 2000 | CRC-SC:<br>Optional<br>Protocol to the<br>Convention on<br>the Rights of<br>the Child on<br>the sale of<br>children, child<br>prostitution and<br>child<br>pornography,<br>2000 | ICPED:<br>International<br>Convention for<br>the Protection<br>of All Persons<br>from Enforced<br>Disappearance,<br>2006 | CRPD:<br>Convention on<br>the Rights of<br>Persons with<br>Disabilities,<br>2006 |
|----------------------------------|---|--|--|---|---|---|--|--|---|--|--|
|                                  | Entry into force:<br>4 January<br>1969  | Entry into force:<br>23 March<br>1969  | Entry into force:<br>3 January<br>1976   | Entry into force:<br>3 September<br>1981  | Entry into force:<br>26 June<br>1987  | Entry into force:<br>2 September<br>1990                  | Entry into force:<br>1 July<br>2003  | Entry into force:<br>12 February<br>2002   | Entry into force:<br>18 January<br>2002   | Entry into force:<br>23 December<br>2010   | Entry into force:<br>3 May<br>2008   |
|                                  | Year of<br>ratification   | Year of<br>ratification  | Year of<br>ratification  | Year of<br>ratification   | Year of<br>ratification   | Year of<br>ratification                                   | Year of<br>ratification  | Year of<br>ratification  | Year of<br>ratification   | Year of<br>ratification  | Year of<br>ratification  |
| Mexico                           | 1975  | 1981   | 1981   | 1981  | 1986  | 1990  | 1999   | 2002   | 2002  | 2008   | 2007   |
| Micronesia (Federated States of) |   |  |  | 2004  |   | 1993  |  | 2015   | 2012  |  | 2016   |
| Moldova (Republic of)            | 1993  | 1993   | 1993   | 1994  | 1995  | 1993  |  | 2004   | 2007  |  | 2010   |
| Monaco                           | 1995  | 1997   | 1997   | 2005  | 1991  | 1993  |  | 2001   | 2008  |  | 2017   |
| Mongolia                         | 1969  | 1974   | 1974   | 1981  | 2002  | 1990  |  | 2004   | 2003  | 2015   | 2009   |
| Montenegro                       | 2006  | 2006   | 2006   | 2006  | 2006  | 2006  |  | 2007   | 2006  | 2011   | 2009   |
| Morocco                          | 1970  | 1979   | 1979   | 1993  | 1993  | 1993  | 1993   | 2002   | 2001  | 2013   | 2009   |
| Mozambique                       | 1983  | 1993   |  | 1997  | 1999  | 1994  | 2013   | 2004   | 2003  |  | 2012   |
| Myanmar                          |   |  | 2017   | 1997  |   | 1991  |  |  | 2012  |  | 2011   |
| Namibia                          | 1982  | 1994   | 1994   | 1992  | 1994  | 1990  |  | 2002   | 2002  |  | 2007   |
| Nauru                            |   |  |  | 2011  | 2012  | 1994  |  |  |   |  | 2012   |
| Nepal                            | 1971  | 1991   | 1991   | 1991  | 1991  | 1990  |  | 2007   | 2006  |  | 2010   |
| Netherlands                      | 1971  | 1978   | 1978   | 1991  | 1988  | 1995  |  | 2009   | 2005  | 2011   | 2016   |
| New Zealand                      | 1972  | 1978   | 1978   | 1985  | 1989  | 1993  |  | 2001   | 2011  |  | 2008   |
| Nicaragua                        | 1978  | 1980   | 1980   | 1981  | 2005  | 1990  | 2005   | 2005   | 2004  |  | 2007   |
| Niger                            | 1967  | 1986   | 1986   | 1999  | 1998  | 1990  | 2009   | 2012   | 2004  | 2015   | 2008   |
| Nigeria                          | 1967  | 1993   | 1993   | 1985  | 2001  | 1991  | 2009   | 2012   | 2010  | 2009   | 2010   |
| Norway                           | 1970  | 1972   | 1972   | 1981  | 1986  | 1991  |  | 2003   | 2001  |  | 2013   |
| Oman                             | 2003  |  |  | 2006  |   | 1996  |  | 2004   | 2004  |  | 2009   |
| Pakistan                         | 1966  | 2010   | 2008   | 1996  | 2010  | 1990  |  | 2016   | 2011  |  | 2011   |
| Palau                            |   |  |  |   |   | 1995  |  |  |   |  | 2013   |
| Palestine, State of              | 2014  | 2014   | 2014   | 2014  | 2014  | 2014  |  | 2014   | 2017  |  | 2014   |
| Panama                           | 1967  | 1977   | 1977   | 1981  | 1987  | 1990  |  | 2001   | 2001  | 2011   | 2007   |
| Papua New Guinea                 | 1982  | 2008   | 2008   | 1995  |   | 1993  |  |  |   |  | 2013   |
| Paraguay                         | 2003  | 1992   | 1992   | 1987  | 1990  | 1990  | 2008   | 2002   | 2003  | 2010   | 2008   |
| Peru                             | 1971  | 1978   | 1978   | 1982  | 1988  | 1990  | 2005   | 2002   | 2002  | 2012   | 2008   |
| Philippines                      | 1967  | 1986   | 1974   | 1981  | 1986  | 1990  | 1995   | 2003   | 2002  |  | 2008   |
| Poland                           | 1968  | 1977   | 1977   | 1980  | 1989  | 1991  |  | 2005   | 2005  |  | 2012   |
| Portugal                         | 1982  | 1978   | 1978   | 1980  | 1989  | 1990  |  | 2003   | 2003  | 2014   | 2009   |
| Qatar                            | 1976  | 2018   | 2018   | 2009  | 2000  | 1995  |  | 2002   | 2001  |  | 2008   |
| Romania                          | 1970  | 1974   | 1974   | 1982  | 1990  | 1990  |  | 2001   | 2001  |  | 2011   |
| Russian Federation               | 1969  | 1973   | 1973   | 1981  | 1987  | 1990  |  | 2008   | 2013  |  | 2012   |
| Rwanda                           | 1975  | 1975   | 1975   | 1981  | 2008  | 1991  | 2008   | 2002   | 2002  |  | 2008   |
| Saint Kitts and Nevis            | 2006  |  |  | 1985  |   | 1990  |  |  |   |  |  |
| Saint Lucia                      | 1990  |  |  | 1982  |   | 1993  |  | 2014   | 2013  |  |  |
| Saint Vincent and the Grenadines | 1981  | 1981   | 1981   | 1981  | 2001  | 1993  | 2005   | 2011   | 2005  |  | 2010   |
| Samoa                            |   | 2008   |  | 1992  |   | 1994  |  | 2016   | 2016  | 2012   | 2016   |
| San Marino                       | 2002  | 1985   | 1985   | 2003  | 2006  | 1991  |  | 2011   | 2011  |  | 2008   |
| Sao Tome and Principe            | 2017  | 2017   | 2017   | 2003  | 2017  | 1991  | 2017   |  |   |  | 2015   |
| Saudi Arabia                     | 1997  |  |  | 2000  | 1997  | 1996  |  | 2011   | 2010  |  | 2008   |
| Senegal                          | 1972  | 1978   | 1978   | 1985  | 1986  | 1990  | 1999   | 2004   | 2003  | 2008   | 2010   |
| Serbia                           | 2001  | 2001   | 2001   | 2001  | 2001  | 2001  |  | 2003   | 2002  | 2011   | 2009   |
| Seychelles                       | 1978  | 1992   | 1992   | 1992  | 1992  | 1990  | 1994   | 2010   | 2012  | 2017   | 2009   |
| Sierra Leone                     | 1967  | 1996   | 1996   | 1988  | 2001  | 1990  |  | 2002   | 2001  |  | 2010   |
| Singapore                        | 2017  |  |  | 1995  |   | 1995  |  | 2008   |   |  | 2013   |
| Slovakia                         | 1993  | 1993   | 1993   | 1993  | 1993  | 1993  |  | 2006   | 2004  | 2014   | 2010   |
| Slovenia                         | 1992  | 1992   | 1992   | 1992  | 1993  | 1992  |  | 2004   | 2004  |  | 2008   |
| Solomon Islands                  | 1982  |  | 1982   | 2002  |   | 1995  |  |  |   |  |  |
| Somalia                          | 1975  | 1990   | 1990   |   | 1990  | 2015  |  |  |   |  |  |
| South Africa                     | 1998  | 1998   | 2015   | 1995  | 1998  | 1995  |  | 2009   | 2003  |  | 2007   |
| South Sudan                      |   |  |  | 2015  | 2015  | 2015  |  |  |   |  |  |
| Spain                            | 1968  | 1977   | 1977   | 1984  | 1987  | 1990  |  | 2002   | 2001  | 2009   | 2007   |
| Sri Lanka                        | 1982  | 1980   | 1980   | 1981  | 1994  | 1991  | 1996   | 2000   | 2006  | 2016   | 2016   |
| Sudan                            | 1977  | 1986   | 1986   |   |   | 1990  |  | 2005   | 2004  |  | 2009   |
| Suriname                         | 1984  | 1976   | 1976   | 1993  |   | 1993  |  |  | 2012  |  | 2017   |
| Sweden                           | 1971  | 1971   | 1971   | 1980  | 1986  | 1990  |  | 2003   | 2007  |  | 2008   |

**TABLE  
15**



| Country                                   | ICERD:<br>International<br>Convention on<br>the Elimination<br>of All Forms<br>of Racial<br>Discrimination,<br>1965 | ICCPR:<br>International<br>Covenant<br>on Civil and<br>Political<br>Rights, 1966 | ICESCR:<br>International<br>Covenant on<br>Economic,<br>Social and<br>Cultural<br>Rights, 1966 | CEDAW:<br>Convention on<br>the Elimination<br>of All Forms of<br>Discrimination<br>against<br>Women, 1979 | CAT:<br>Convention<br>against Torture<br>and Other<br>Cruel, Inhuman<br>or Degrading<br>Treatment or<br>Punishment,<br>1984 | CRC:<br>Convention on<br>the Rights of<br>the Child, 1989 | ICMW:<br>International<br>Convention on<br>the Protection<br>of the Rights<br>of All Migrant<br>Workers and<br>Members of<br>Their Families,<br>1990 | CRC-AC:<br>Optional<br>Protocol to the<br>Convention on<br>the Rights of<br>the Child on the<br>involvement<br>of children in<br>armed<br>conflict, 2000 | CRC-SC:<br>Optional<br>Protocol to the<br>Convention<br>on the Rights<br>of the Child<br>on the sale of<br>children, child<br>prostitution and<br>child<br>pornography,<br>2000 | ICPED:<br>International<br>Convention for<br>the Protection<br>of All Persons<br>from Enforced<br>Disappearance,<br>2006 | CRPD:<br>Convention on<br>the Rights of<br>Persons with<br>Disabilities,<br>2006 |
|---|---|--|--|---|---|---|--|--|---|--|--|
|   | Entry into force:<br>4 January<br>1969  | Entry into force:<br>23 March<br>1969  | Entry into force:<br>3 January<br>1976   | Entry into force:<br>3 September<br>1981  | Entry into force:<br>26 June<br>1987  | Entry into force:<br>2 September<br>1990                  | Entry into force:<br>1 July<br>2003  | Entry into force:<br>12 February<br>2002   | Entry into force:<br>18 January<br>2002   | Entry into force:<br>23 December<br>2010   | Entry into force:<br>3 May<br>2008   |
|   | Year of<br>ratification   | Year of<br>ratification  | Year of<br>ratification  | Year of<br>ratification   | Year of<br>ratification   | Year of<br>ratification                                   | Year of<br>ratification  | Year of<br>ratification  | Year of<br>ratification   | Year of<br>ratification  | Year of<br>ratification  |
| Switzerland                               | 1994  | 1992   | 1992   | 1997  | 1986  | 1997  |  | 2002   | 2006  | 2016   | 2014   |
| Syrian Arab Republic                      | 1969  | 1969   | 1969   | 2003  | 2004  | 1993  | 2005   | 2003   | 2003  |  | 2009   |
| Tajikistan                                | 1995  | 1999   | 1999   | 1993  | 1995  | 1993  | 2002   | 2002   | 2002  |  |  |
| Tanzania (United Republic of)             | 1972  | 1976   | 1976   | 1985  |   | 1991  |  | 2004   | 2003  |  | 2009   |
| Thailand                                  | 2003  | 1996   | 1999   | 1985  | 2007  | 1992  |  | 2006   | 2006  |  | 2008   |
| The former Yugoslav Republic of Macedonia | 1994  | 1994   | 1994   | 1994  | 1994  | 1993  |  | 2004   | 2003  |  | 2011   |
| Timor-Leste                               | 2003  | 2003   | 2003   | 2003  | 2003  | 2003  | 2004   | 2004   | 2003  |  |  |
| Togo                                      | 1972  | 1984   | 1984   | 1983  | 1987  | 1990  |  | 2005   | 2004  | 2014   | 2011   |
| Tonga                                     | 1972  |  |  |   |   | 1995  |  |  |   |  |  |
| Trinidad and Tobago                       | 1973  | 1978   | 1978   | 1990  |   | 1991  |  |  |   |  | 2015   |
| Tunisia                                   | 1967  | 1969   | 1969   | 1985  | 1988  | 1992  |  | 2003   | 2002  | 2011   | 2008   |
| Turkey                                    | 2002  | 2003   | 2003   | 1985  | 1988  | 1995  | 2004   | 2004   | 2002  |  | 2009   |
| Turkmenistan                              | 1994  | 1997   | 1997   | 1997  | 1999  | 1993  |  | 2005   | 2005  |  | 2008   |
| Tuvalu                                    |   |  |  | 1999  |   | 1995  |  |  |   |  | 2013   |
| Uganda                                    | 1980  | 1995   | 1987   | 1985  | 1986  | 1990  | 1995   | 2002   | 2001  |  | 2008   |
| Ukraine                                   | 1969  | 1973   | 1973   | 1981  | 1987  | 1991  |  | 2005   | 2003  | 2015   | 2010   |
| United Arab Emirates                      | 1974  |  |  | 2004  | 2012  | 1997  |  |  | 2016  |  | 2010   |
| United Kingdom                            | 1969  | 1976   | 1976   | 1986  | 1988  | 1991  |  | 2003   | 2009  |  | 2009   |
| United States                             | 1994  | 1992   |  |   | 1994  |   |  | 2002   | 2002  |  |  |
| Uruguay                                   | 1968  | 1970   | 1970   | 1981  | 1986  | 1990  | 2001   | 2003   | 2003  | 2009   | 2009   |
| Uzbekistan                                | 1995  | 1995   | 1995   | 1995  | 1995  | 1994  |  | 2008   | 2008  |  |  |
| Vanuatu                                   |   | 2008   |  | 1995  | 2011  | 1993  |  | 2007   | 2007  |  | 2008   |
| Venezuela (Bolivarian Republic of)        | 1967  | 1978   | 1978   | 1983  | 1991  | 1990  | 2016   | 2003   | 2002  |  | 2013   |
| Viet Nam                                  | 1982  | 1982   | 1982   | 1982  | 2015  | 1990  |  | 2001   | 2001  |  | 2015   |
| Yemen                                     | 1972  | 1987   | 1987   | 1984  | 1991  | 1991  |  | 2007   | 2004  |  | 2009   |
| Zambia                                    | 1972  | 1984   | 1984   | 1985  | 1998  | 1991  |  |  |   | 2011   | 2010   |
| Zimbabwe                                  | 1991  | 1991   | 1991   | 1991  |   | 1990  |  | 2013   | 2012  |  | 2013   |

**DEFINITIONS**

**ICERD: International Convention on the Elimination of All Forms of Racial Discrimination, 1965:** Prohibits all forms of racial discrimination—defined as any distinction, exclusion, restriction or preference based on race, colour, descent, or national or ethnic origin which has the purpose or effect of nullifying or impairing the equal recognition, enjoyment or exercise of human rights and fundamental freedoms and sets out the obligations of the state to combat this phenomenon. The Convention also requires a state to take appropriate measures against racial discrimination, including the propagation of racist ideas advocated by groups and organizations.

**ICCPR: International Covenant on Civil and Political Rights, 1966:** Says that all individuals possess civil and political rights, starting with the right to self-determination and including the right to life, the right to liberty and freedom of movement, the freedom of religion, of speech and of assembly, the right to equality between men and women, the right to equality before the law and the right to effective legal recourse. Some of these rights, such as the right not to be arbitrarily deprived of one’s life, freedom from torture and other forms of cruel, inhuman and degrading treatment, may not be suspended or derogated even in a state of emergency. The ICCPR, its optional protocols, the ICESCR and the Universal Declaration of Human Rights together form the International Bill of Human Rights.

**ICESCR: International Covenant on Economic, Social and Cultural Rights, 1966:** Establishes economic, social and cultural rights, including the right to work in just and favourable conditions, to social protection, to an adequate standard of living, to the highest attainable standards of physical and mental health, to education, to participate in cultural life, and

to enjoy the benefits of scientific progress. The ICESCR is part of the International Bill of Human Rights.

**CEDAW: Convention on the Elimination of All Forms of Discrimination against Women, 1979:** Is the first global and comprehensive legally binding international treaty aimed at the elimination of all forms of sex-based discrimination against women. It requires states to incorporate the principle of gender equality in their national constitutions or other appropriate legislation and to ensure the practical realisation of that principle. Discrimination against women is defined as any distinction, exclusion or restriction made on the basis of sex which has the effect or purpose of impairing or nullifying the recognition, enjoyment or exercise by women, irrespective of their marital status, on a basis of equality of men and women, of human rights and fundamental freedoms in the political, economic, social, cultural, civil or any other field.

**CAT: Convention against Torture and Other Cruel, Inhuman or Degrading Treatment or Punishment, 1984:** Defines and outlawed torture and other forms of ill-treatment under all circumstances, requires states to criminalize it under domestic law, to prevent its occurrence, to properly educate their law enforcement and other personnel about the prohibition of torture, to impartially investigate allegations of torture and to offer fair and adequate compensation to any victim. The Convention clearly states that no circumstances of any kind, including orders from a superior, a state of war or a state of emergency, can justify an act of torture – the ban is absolute. States commit to not extradite, deport or refoule a person if they are at risk of being tortured in the territory to which they would return, and to the universal obligation to prosecute or extradite any individual accused of having committed torture.

**CRC: Convention on the Rights of the Child, 1989:** Defines a child as a person under the age of 18, unless national law sets a lower age of majority, and sets standards for health, education, legal, civil, and social services for children in accordance with four general principles: non-discrimination between children; the best interest of the child; the right to life, survival and development of the child; and respect for the views of the child.

**ICMW: International Convention on the Protection of the Rights of All Migrant Workers and Members of Their Families, 1990:** Establishes minimum standards that states should apply to migrant workers and members of their families, regardless of their migratory status. Such standards apply to the entire migration process, from preparation for migration, departure and transit to the total period of stay and remunerated activity in the state of employment and the return to the state of origin or of habitual residence.

**CRC-AC: Optional Protocol to the Convention on the Rights of the Child on the involvement of children in armed conflict, 2000:** Requires states to take all feasible measures to ensure that members of their armed forces under the age of 18 do not take a direct part in hostilities, to ban compulsory recruitment below the age of 18, to ensure any voluntary member of the armed forces under the age of 18 does not take direct part in hostilities and to take legal measures to prohibit independent armed groups from recruiting and using children under the age of 18 in conflicts.

**CRC-SC: Optional Protocol to the Convention on the Rights of the Child on the sale of children, child prostitution and child pornography, 2000:** Prohibits the sale of children for sexual and non-sexual purposes, child prostitution and child pornography and provides states with detailed requirements to end the

exploitation and abuse of children. It requires ratifying states to provide legal and other support to child victims and to criminalise and punish the activities related to these offences not only for those offering or delivering children for any of the purposes, but also for anyone accepting the child for these activities.

**ICPED: International Convention for the Protection of All Persons from Enforced Disappearance, 2006:** Prohibits enforced disappearance, defined as the abduction or deprivation of liberty of a person by state authorities, followed by the denial of those authorities to disclose the whereabouts or fate of the person, and establishes minimum legal standards on its prevention, combating impunity, effective law enforcement and upholding the rights of victims. The convention also enshrines the right of victims to the truth and to reparations.

**CRPD: Convention on the Rights of Persons with Disabilities, 2006:** Guarantees the full and equal enjoyment of all human rights and fundamental freedoms to persons with disabilities and promotes respect for their inherent dignity. It considers disability as the result of an interaction between an individual’s condition and an inaccessible society. The barriers that can make society inaccessible are manifold and the Convention identifies these barriers as discriminatory and requires their removal. In adopting a rights-based approach to disability, the Convention moves away from viewing disability as a sickness inherent in the individual requiring either a medical intervention (medical approach) to fix the person, or a charitable intervention (charity approach) based on voluntary assistance rather than individual right.

**MAIN DATA SOURCE**  
Columns 1–11: UNOHCHR (2018).

TABLE 15

# Human development dashboards

# Quality of human development

## Country groupings (terciles)

Top third

Middle third

Bottom third

Three-colour coding is used to visualize partial grouping of countries by indicator. For each indicator countries are divided into three groups of approximately equal size (terciles): the top third, the middle third and the bottom third. Aggregates are colour coded using the same tercile cutoffs. See *Notes* after the table.

| HDI rank                           | Quality of health      |                        |                        | SDG 4.c<br>Quality of education     |  |   | SDG 4.1   |                      |                      | SDG 7.1<br>Quality of standard of living |   |  | SDG 6.1   | SDG 6.2 |
|------------------------------------|------------------------|------------------------|------------------------|-------------------------------------|--|---|---|----------------------|----------------------|--|---|--|---|---------|
|                                    | Lost health expectancy | Physicians             | Hospital beds          | Pupil-teacher ratio, primary school | Primary school teachers trained to teach | Proportion of schools with access to the Internet | Programme for International Student Assessment (PISA) score |                      |                      | Vulnerable employment <sup>a</sup>       | Rural population with access to electricity | Population using improved drinking-water sources | Population using improved sanitation facilities |         |
|                                    | (%)                    | (per 10,000 people)    | (per 10,000 people)    | (pupils per teacher)                | (%)                                      | (%)   | Mathematics <sup>b</sup>                                    | Reading <sup>c</sup> | Science <sup>c</sup> | (% of total employment)                  | (%)   | (%)  | (%)   |         |
|                                    | 2016                   | 2007–2017 <sup>d</sup> | 2007–2014 <sup>d</sup> | 2012–2017 <sup>d</sup>              | 2009–2017 <sup>d</sup>                   | 2008–2013 <sup>d</sup>                            | 2015  | 2015                 | 2015                 | 2017                                     | 2016  | 2015   | 2015  |         |
| <b>VERY HIGH HUMAN DEVELOPMENT</b> |                        |                        |                        |                                     |  |   |   |                      |                      |  |   |  |   |         |
| 1 Norway                           | 11.5                   | 43.9                   | 33                     | 9                                   | ..                                       | 100   | 502   | 513                  | 498                  | 5.2                                      | 100.0                                       | 100.0  | 98.1  |         |
| 2 Switzerland                      | 11.8                   | 42.5                   | 50                     | 10                                  | ..                                       | ..  | 521   | 492                  | 506                  | 9.5                                      | 100.0                                       | 100.0  | 99.9  |         |
| 3 Australia                        | 11.9                   | 35.0                   | 39                     | ..                                  | ..                                       | ..  | 494   | 503                  | 510                  | 10.8                                     | 100.0                                       | 100.0  | 100.0   |         |
| 4 Ireland                          | 11.5                   | 29.6                   | 29                     | 16                                  | ..                                       | ..  | 504   | 521                  | 503                  | 11.9                                     | 100.0                                       | 98.9   | 92.2  |         |
| 5 Germany                          | 11.7                   | 41.9                   | 82                     | 12                                  | ..                                       | ..  | 506   | 509                  | 509                  | 6.0                                      | 100.0                                       | 100.0  | 99.2  |         |
| 6 Iceland                          | 11.4                   | 37.9                   | 32                     | 10                                  | ..                                       | ..  | 488   | 482                  | 473                  | 7.8                                      | 100.0                                       | 100.0  | 98.8  |         |
| 7 Hong Kong, China (SAR)           | ..                     | ..                     | ..                     | 14                                  | 97                                       | 100   | 548   | 527                  | 523                  | 6.0                                      | ..  | 100.0  | 96.3  |         |
| 7 Sweden                           | 12.1                   | 41.9                   | 27                     | 12                                  | ..                                       | 100   | 494   | 500                  | 493                  | 6.4                                      | 100.0                                       | 100.0  | 99.3  |         |
| 9 Singapore                        | 8.1                    | 22.8                   | 20                     | ..                                  | ..                                       | 100 <sup>e</sup>                                  | 564   | 535                  | 556                  | 8.3                                      | ..  | 100.0  | 100.0   |         |
| 10 Netherlands                     | 11.7                   | 34.8                   | 47                     | 12                                  | ..                                       | ..  | 512   | 503                  | 509                  | 12.7                                     | 100.0                                       | 100.0  | 97.7  |         |
| 11 Denmark                         | 11.6                   | 36.6                   | 35                     | 11                                  | ..                                       | 100   | 511   | 500                  | 502                  | 5.8                                      | 100.0                                       | 100.0  | 99.6  |         |
| 12 Canada                          | 11.6                   | 25.4                   | 27                     | ..                                  | ..                                       | ..  | 516   | 527                  | 528                  | 11.0                                     | 100.0                                       | 98.9   | 98.5  |         |
| 13 United States                   | 12.7                   | 25.7                   | 29                     | 14                                  | ..                                       | ..  | 470   | 497                  | 496                  | 6.3                                      | 100.0                                       | 99.2   | 100.0   |         |
| 14 United Kingdom                  | 11.6                   | 28.3                   | 29                     | 17                                  | ..                                       | 100   | 492   | 498                  | 509                  | 13.1                                     | 100.0                                       | 100.0  | 99.1  |         |
| 15 Finland                         | 12.0                   | 32.0                   | 55                     | 13                                  | ..                                       | 100   | 511   | 526                  | 531                  | 10.1                                     | 100.0                                       | 100.0  | 99.4  |         |
| 16 New Zealand                     | 11.4                   | 30.6                   | 23                     | 14                                  | ..                                       | ..  | 495   | 509                  | 513                  | 12.2                                     | 100.0                                       | 100.0  | 100.0   |         |
| 17 Belgium                         | 11.8                   | 30.1                   | 65                     | 11                                  | ..                                       | 100   | 507   | 499                  | 502                  | 10.8                                     | 100.0                                       | 100.0  | 99.5  |         |
| 17 Liechtenstein                   | ..                     | ..                     | ..                     | 8                                   | ..                                       | ..  | ..  | ..                   | ..                   | ..                                       | 100.0                                       | 100.0  | 100.0   |         |
| 19 Japan                           | 11.2                   | 23.7                   | 137                    | 16                                  | ..                                       | 99 <sup>e</sup>                                   | 532   | 516                  | 538                  | 8.8                                      | 100.0                                       | 98.9   | 100.0   |         |
| 20 Austria                         | 11.6                   | 52.3                   | 76                     | 10                                  | ..                                       | 100   | 497   | 485                  | 495                  | 8.1                                      | 100.0                                       | 100.0  | 100.0   |         |
| 21 Luxembourg                      | 11.9                   | 29.2                   | 54                     | 8                                   | ..                                       | ..  | 486   | 481                  | 483                  | 6.1                                      | 100.0                                       | 100.0  | 97.6  |         |
| 22 Israel                          | 11.4                   | 35.8                   | 33                     | 12                                  | ..                                       | ..  | 470   | 479                  | 467                  | 12.2                                     | 100.0                                       | 100.0  | 100.0   |         |
| 22 Korea (Republic of)             | 11.7                   | 23.3                   | 103                    | 17                                  | ..                                       | 100   | 524   | 517                  | 516                  | 24.1                                     | 100.0                                       | 99.6   | 99.9  |         |
| 24 France                          | 11.5                   | 32.4                   | 64                     | 18                                  | ..                                       | ..  | 493   | 499                  | 495                  | 7.6                                      | 100.0                                       | 100.0  | 98.7  |         |
| 25 Slovenia                        | 12.8                   | 28.2                   | 46                     | 17                                  | ..                                       | ..  | 510   | 505                  | 513                  | 10.6                                     | 100.0                                       | 99.5   | 99.1  |         |
| 26 Spain                           | 11.2                   | 38.7                   | 31                     | 13                                  | ..                                       | 100   | 486   | 496                  | 493                  | 11.9                                     | 100.0                                       | 99.9   | 99.9  |         |
| 27 Czechia                         | 12.5                   | 36.8                   | 68                     | 19                                  | ..                                       | 100   | 492   | 487                  | 493                  | 14.2                                     | 100.0                                       | 99.9   | 99.1  |         |
| 28 Italy                           | 11.6                   | 40.2                   | 34                     | 12                                  | ..                                       | ..  | 490   | 485                  | 481                  | 17.7                                     | 100.0                                       | 100.0  | 99.3  |         |
| 29 Malta                           | 11.4                   | 39.1                   | 48                     | 13                                  | ..                                       | 100   | 479   | 447                  | 465                  | 8.8                                      | 100.0                                       | 100.0  | 100.0   |         |
| 30 Estonia                         | 12.4                   | 34.3                   | 53                     | 11                                  | ..                                       | 99  | 520   | 519                  | 534                  | 5.7                                      | 100.0                                       | 99.6   | 99.6  |         |
| 31 Greece                          | 11.3                   | 62.6                   | 48                     | 10                                  | ..                                       | ..  | 454   | 467                  | 455                  | 26.5                                     | 100.0                                       | 100.0  | 99.0  |         |
| 32 Cyprus                          | 9.1                    | 25.0                   | 35                     | 12                                  | ..                                       | 100   | 437   | 443                  | 433                  | 12.6                                     | 100.0                                       | 100.0  | 99.4  |         |
| 33 Poland                          | 11.9                   | 22.9                   | 65                     | 10                                  | ..                                       | 81  | 504   | 506                  | 501                  | 17.0                                     | 100.0                                       | 97.9   | 98.1  |         |
| 34 United Arab Emirates            | 13.6                   | 15.6                   | 11                     | 25                                  | 100                                      | ..  | 427   | 434                  | 437                  | 0.4                                      | 100.0                                       | 99.6   | 100.0   |         |
| 35 Andorra                         | ..                     | 36.9                   | 25                     | 10                                  | 100                                      | 100   | ..  | ..                   | ..                   | ..                                       | 100.0                                       | 100.0  | 100.0   |         |
| 35 Lithuania                       | 11.9                   | 43.8                   | 70                     | 13                                  | ..                                       | 100   | 478   | 472                  | 475                  | 10.2                                     | 100.0                                       | 97.4   | 93.6  |         |
| 37 Qatar                           | 12.1                   | 19.6                   | 12                     | 12                                  | 49                                       | 53  | 402   | 402                  | 418                  | 0.2                                      | 100.0                                       | 100.0  | 100.0   |         |
| 38 Slovakia                        | 11.8                   | 34.5                   | 60                     | 15                                  | ..                                       | ..  | 475   | 453                  | 461                  | 12.2                                     | 100.0                                       | 97.9   | 98.9  |         |
| 39 Brunei Darussalam               | 11.1                   | 17.5                   | 28                     | 10                                  | 85                                       | 100   | ..  | ..                   | ..                   | 5.1                                      | 100.0                                       | 99.5   | 96.3  |         |
| 39 Saudi Arabia                    | 12.2                   | 25.7                   | 21                     | 12                                  | 100                                      | ..  | ..  | ..                   | ..                   | 3.0                                      | 100.0                                       | 100.0  | 100.0   |         |
| 41 Latvia                          | 11.8                   | 32.1                   | 59                     | 11                                  | ..                                       | 100   | 482   | 488                  | 490                  | 8.9                                      | 100.0                                       | 98.6   | 92.9  |         |
| 41 Portugal                        | 11.7                   | 44.3                   | 34                     | 13                                  | ..                                       | ..  | 492   | 498                  | 501                  | 13.1                                     | 100.0                                       | 99.9   | 99.4  |         |
| 43 Bahrain                         | 13.9                   | 9.2                    | 21                     | 12                                  | 84                                       | 100   | ..  | ..                   | ..                   | 1.8                                      | 100.0                                       | 100.0  | 100.0   |         |
| 44 Chile                           | 12.3                   | 10.3                   | 21                     | 18                                  | ..                                       | 78 <sup>e</sup>                                   | 423   | 459                  | 447                  | 23.9                                     | 100.0                                       | 100.0  | 99.9  |         |
| 45 Hungary                         | 12.0                   | 30.9                   | 72                     | 11                                  | ..                                       | 99  | 477   | 470                  | 477                  | 5.9                                      | 100.0                                       | 100.0  | 98.0  |         |
| 46 Croatia                         | 11.9                   | 31.3                   | 59                     | 14                                  | ..                                       | 100   | 464   | 487                  | 475                  | 8.7                                      | 100.0                                       | 99.6   | 97.5  |         |
| 47 Argentina                       | 11.1                   | 39.1                   | 47                     | ..                                  | ..                                       | 36  | 456 <sup>l</sup>  | 475 <sup>f</sup>     | 475 <sup>f</sup>     | 21.4                                     | 100.0                                       | 99.6   | 94.8  |         |
| 48 Oman                            | 14.8                   | 19.2                   | 17                     | ..                                  | ..                                       | 90  | ..  | ..                   | ..                   | 9.1                                      | 100.0                                       | 90.9   | 99.3  |         |
| 49 Russian Federation              | 11.7                   | 39.8                   | 97                     | 20                                  | ..                                       | 80 <sup>e</sup>                                   | 494   | 495                  | 487                  | 6.3                                      | 100.0                                       | 96.4   | 88.8  |         |
| 50 Montenegro                      | 11.3                   | 23.4                   | 40                     | ..                                  | ..                                       | ..  | 418   | 427                  | 411                  | 11.7                                     | 100.0                                       | 97.6   | 95.9  |         |
| 51 Bulgaria                        | 11.3                   | 40.0                   | 64                     | 18                                  | ..                                       | ..  | 441   | 432                  | 446                  | 8.2                                      | 100.0                                       | 99.3   | 86.0  |         |
| 52 Romania                         | 11.4                   | 26.7                   | 61                     | 19                                  | ..                                       | ..  | 444   | 434                  | 435                  | 25.7                                     | 100.0                                       | 100.0  | 81.8  |         |

**DASHBOARD 1 QUALITY OF HUMAN DEVELOPMENT**

| HDI rank                                     | Quality of health      |                        |                        | Quality of education                |  |   | SDG 4.1   |                         |                      | Quality of standard of living      |   |  |   |
|--|------------------------|------------------------|------------------------|-------------------------------------|--|---|---|-------------------------|----------------------|------------------------------------|---|--|---|
|  | Lost health expectancy | Physicians             | Hospital beds          | Pupil-teacher ratio, primary school | Primary school teachers trained to teach | Proportion of schools with access to the Internet | Programme for International Student Assessment (PISA) score |                         |                      | Vulnerable employment <sup>a</sup> | Rural population with access to electricity | Population using improved drinking-water sources | Population using improved sanitation facilities |
|  |                        |                        |                        |                                     |  |   | Mathematics <sup>b</sup>                                    | Reading <sup>c</sup>    | Science <sup>d</sup> |                                    |   |  |   |
|  | (%)                    | (per 10,000 people)    | (pupils per teacher)   | (%)                                 | Mathematics <sup>b</sup>                 | Reading <sup>c</sup>                              | Science <sup>d</sup>  | (% of total employment) | (%)                  |                                    |   |  |   |
| 2016   | 2007–2017 <sup>d</sup> | 2007–2014 <sup>d</sup> | 2012–2017 <sup>d</sup> | 2009–2017 <sup>d</sup>              | 2008–2013 <sup>d</sup>                   | 2015  | 2015  | 2015                    | 2017                 | 2016                               | 2015  | 2015   |   |
| 53 Belarus                                   | 11.8                   | 40.7                   | 113                    | 18                                  | 99                                       | 61 <sup>e</sup>                                   | ..  | ..                      | ..                   | 2.7                                | 100.0                                       | 98.0   | 94.3  |
| 54 Bahamas                                   | 11.7                   | 22.6                   | 29                     | 19                                  | 90                                       | ..  | ..  | ..                      | ..                   | 14.6                               | 100.0                                       | 97.8   | 92.0  |
| 55 Uruguay                                   | 10.7                   | 37.4                   | 25                     | 12                                  | 100                                      | 96  | 418   | 437                     | 435                  | 23.9                               | 100.0                                       | 99.2   | 95.7  |
| 56 Kuwait                                    | 11.3                   | 26.1                   | 22                     | 9                                   | 79                                       | ..  | ..  | ..                      | ..                   | 1.9                                | 100.0                                       | 100.0  | 100.0   |
| 57 Malaysia                                  | 11.5                   | 15.3                   | 19                     | 12                                  | 100                                      | 91  | ..  | ..                      | ..                   | 22.2                               | 100.0                                       | 96.4   | 99.6  |
| 58 Barbados                                  | 11.4                   | 18.1                   | 62                     | 13                                  | 69                                       | 100 <sup>e</sup>                                  | ..  | ..                      | ..                   | 15.9                               | 100.0                                       | 98.1   | 96.5  |
| 58 Kazakhstan                                | 10.9                   | 32.7                   | 72                     | 21                                  | 100                                      | 97  | ..  | ..                      | ..                   | 25.6                               | 100.0                                       | 91.1   | 97.8  |
| <b>HIGH HUMAN DEVELOPMENT</b>                |                        |                        |                        |                                     |  |   |   |                         |                      |                                    |   |  |   |
| 60 Iran (Islamic Republic of)                | 13.6                   | 14.9                   | 1                      | 27                                  | 100                                      | 87  | ..  | ..                      | ..                   | 41.4                               | 100.0                                       | 94.9   | 88.3  |
| 60 Palau                                     | ..                     | 11.9                   | 48                     | ..                                  | ..                                       | ..  | ..  | ..                      | ..                   | ..                                 | 97.2  | 99.6   | 100.0   |
| 62 Seychelles                                | 10.4                   | 9.8                    | 36                     | 14                                  | 83                                       | ..  | ..  | ..                      | ..                   | ..                                 | 100.0                                       | 96.3   | 100.0   |
| 63 Costa Rica                                | 11.0                   | 11.5                   | 12                     | 12                                  | 94                                       | 39  | 400   | 427                     | 420                  | 14.0                               | 100.0                                       | 99.7   | 97.1  |
| 64 Turkey                                    | 13.6                   | 17.5                   | 25                     | 18                                  | ..                                       | 86  | 420   | 428                     | 425                  | 28.5                               | 100.0                                       | 98.9   | 96.4  |
| 65 Mauritius                                 | 12.0                   | 20.0                   | 34                     | 18                                  | 100                                      | 85  | ..  | ..                      | ..                   | 16.2                               | 100.0                                       | 99.9   | 93.1  |
| 66 Panama                                    | 11.0                   | 15.9                   | 22                     | 22                                  | 99                                       | 22  | ..  | ..                      | ..                   | 32.2                               | 81.3  | 95.0   | 76.9  |
| 67 Serbia                                    | 11.7                   | 24.6                   | 54                     | 15                                  | 56                                       | ..  | ..  | ..                      | ..                   | 28.1                               | 100.0                                       | 91.2   | 94.6  |
| 68 Albania                                   | 10.8                   | 12.9                   | 26                     | 18                                  | ..                                       | 96  | 413   | 405                     | 427                  | 57.2                               | 100.0                                       | 91.4   | 97.7  |
| 69 Trinidad and Tobago                       | 11.9                   | 18.2                   | 27                     | ..                                  | 88                                       | 56 <sup>e</sup>                                   | 417   | 427                     | 425                  | 16.5                               | 100.0                                       | 96.9   | 92.1  |
| 70 Antigua and Barbuda                       | 10.7                   | ..                     | 21                     | 14                                  | 65                                       | 88  | ..  | ..                      | ..                   | ..                                 | 96.5  | 96.7   | 87.5  |
| 70 Georgia                                   | 10.6                   | 47.8                   | 26                     | 9                                   | 95                                       | 100   | 404   | 401                     | 411                  | 57.0                               | 100.0                                       | 93.3   | 84.9  |
| 72 Saint Kitts and Nevis                     | ..                     | ..                     | 23                     | 14                                  | 72                                       | 100   | ..  | ..                      | ..                   | ..                                 | 100.0                                       | ..   | ..  |
| 73 Cuba                                      | 11.6                   | 75.2                   | 53                     | 9                                   | 100                                      | ..  | ..  | ..                      | ..                   | 10.3                               | 100.0                                       | 95.2   | 90.8  |
| 74 Mexico                                    | 11.6                   | 22.3                   | 15                     | 27                                  | 97                                       | 12 <sup>e,g</sup>                                 | 408   | 423                     | 416                  | 27.2                               | 100.0                                       | 98.3   | 89.2  |
| 75 Grenada                                   | 11.8                   | ..                     | 35                     | 15                                  | 63                                       | 61  | ..  | ..                      | ..                   | ..                                 | 92.3  | 95.6   | 78.3  |
| 76 Sri Lanka                                 | 11.2                   | 8.8                    | 36                     | 23                                  | 70                                       | 18  | ..  | ..                      | ..                   | 40.1                               | 94.6  | 92.3   | 94.2  |
| 77 Bosnia and Herzegovina                    | 13.1                   | 18.9                   | 35                     | 17                                  | ..                                       | 100   | ..  | ..                      | ..                   | 20.9                               | 100.0                                       | 97.7   | 94.8  |
| 78 Venezuela (Bolivarian Republic of)        | 10.8                   | ..                     | 9                      | ..                                  | ..                                       | ..  | ..  | ..                      | ..                   | 31.9                               | 96.4  | 97.4   | 94.9  |
| 79 Brazil                                    | 12.1                   | 18.5                   | 23                     | 22                                  | ..                                       | 46  | 377   | 407                     | 401                  | 27.9                               | 100.0                                       | 97.5   | 86.1  |
| 80 Azerbaijan                                | 11.2                   | 34.0                   | 47                     | 15                                  | 90                                       | 27 <sup>e</sup>                                   | ..  | ..                      | ..                   | 56.1                               | 100.0                                       | 84.4   | 89.3  |
| 80 Lebanon                                   | 13.4                   | 23.8                   | 35                     | 12                                  | ..                                       | ..  | 396   | 347                     | 386                  | 25.6                               | 100.0                                       | 92.3   | 95.4  |
| 80 The former Yugoslav Republic of Macedonia | 11.5                   | 28.8                   | 45                     | 14                                  | ..                                       | ..  | 371   | 352                     | 384                  | 22.8                               | 100.0                                       | 96.8   | 90.9  |
| 83 Armenia                                   | 11.4                   | 28.0                   | 39                     | ..                                  | ..                                       | 100   | ..  | ..                      | ..                   | 41.6                               | 100.0                                       | 98.9   | 91.6  |
| 83 Thailand                                  | 11.5                   | 4.7                    | 21                     | 17                                  | 100                                      | 98  | 415   | 409                     | 421                  | 50.2                               | 100.0                                       | 98.2   | 95.0  |
| 85 Algeria                                   | 14.2                   | 12.1                   | 17                     | 24                                  | 100                                      | 53  | 360   | 350                     | 376                  | 27.9                               | 99.0  | 93.5   | 87.5  |
| 86 China                                     | 10.1                   | 36.3                   | 38                     | 17                                  | ..                                       | ..  | 531 <sup>h</sup>  | 494 <sup>h</sup>        | 518 <sup>h</sup>     | 33.0                               | 100.0                                       | 95.8   | 75.0  |
| 86 Ecuador                                   | 11.3                   | 16.7                   | 16                     | 25                                  | 82                                       | 22  | ..  | ..                      | ..                   | 45.6                               | 99.8  | 92.6   | 86.1  |
| 88 Ukraine                                   | 11.7                   | 30.0                   | 90                     | 13                                  | 86                                       | ..  | ..  | ..                      | ..                   | 15.6                               | 100.0                                       | 97.7   | 95.9  |
| 89 Peru                                      | 11.1                   | 11.2                   | 15                     | 18                                  | ..                                       | ..  | 387   | 398                     | 397                  | 50.3                               | 75.6  | 89.9   | 76.8  |
| 90 Colombia                                  | 10.7                   | 18.2                   | 15                     | 24                                  | 95                                       | 71 <sup>e</sup>                                   | 390   | 425                     | 416                  | 47.1                               | 95.7  | 96.5   | 84.4  |
| 90 Saint Lucia                               | 12.1                   | 1.0                    | 16                     | 15                                  | 79                                       | 100   | ..  | ..                      | ..                   | 29.1                               | 98.4  | 98.2   | 90.9  |
| 92 Fiji                                      | 12.3                   | 8.4                    | 21                     | 28                                  | 100                                      | ..  | ..  | ..                      | ..                   | 38.4                               | 98.0  | 93.7   | 95.7  |
| 92 Mongolia                                  | 11.3                   | 32.6                   | 68                     | 30                                  | 100                                      | 91  | ..  | ..                      | ..                   | 46.9                               | 44.2  | 83.2   | 59.2  |
| 94 Dominican Republic                        | 11.2                   | 14.9                   | 17                     | 19                                  | 85                                       | 5 <sup>e</sup>                                    | 328   | 358                     | 332                  | 40.9                               | 100.0                                       | 94.5   | 82.7  |
| 95 Jordan                                    | 10.6                   | 34.3                   | 18                     | 18                                  | 100                                      | 85  | 380   | 408                     | 409                  | 9.5                                | 100.0                                       | 98.6   | 96.7  |
| 95 Tunisia                                   | 12.8                   | 12.9                   | 21                     | 16                                  | 100                                      | 81  | 367   | 361                     | 386                  | 20.8                               | 100.0                                       | 94.2   | 93.1  |
| 97 Jamaica                                   | 12.0                   | 4.7                    | 17                     | 26                                  | 100                                      | 93 <sup>e,i</sup>                                 | ..  | ..                      | ..                   | 37.9                               | 96.0  | 92.9   | 85.4  |
| 98 Tonga                                     | 12.5                   | 5.6                    | 26                     | 22                                  | 97                                       | ..  | ..  | ..                      | ..                   | 54.5                               | 96.6  | 99.9   | 93.5  |
| 99 Saint Vincent and the Grenadines          | 11.9                   | ..                     | 52                     | 15                                  | 84                                       | 68  | ..  | ..                      | ..                   | 9.1                                | 100.0                                       | 95.1   | 87.2  |
| 100 Suriname                                 | 12.0                   | ..                     | 31                     | 14                                  | 100                                      | 6 <sup>i,j</sup>                                  | ..  | ..                      | ..                   | 13.6                               | 69.3  | 94.7   | 79.2  |
| 101 Botswana                                 | 13.1                   | 3.8                    | 18                     | 23                                  | 99                                       | 23  | ..  | ..                      | ..                   | 15.0                               | 37.5  | 79.2   | 60.0  |
| 101 Maldives                                 | 11.0                   | 36.1                   | 43                     | 10                                  | 83                                       | 100 <sup>e</sup>                                  | ..  | ..                      | ..                   | 20.7                               | 100.0                                       | 97.9   | 95.9  |
| 103 Dominica                                 | ..                     | ..                     | 38                     | 13                                  | 66                                       | 71  | ..  | ..                      | ..                   | ..                                 | 100.0                                       | 96.5   | 77.9  |
| 104 Samoa                                    | 12.2                   | 3.4                    | 10                     | ..                                  | ..                                       | ..  | ..  | ..                      | ..                   | 32.0                               | 100.0                                       | 95.5   | 96.6  |
| 105 Uzbekistan                               | 10.7                   | 24.5                   | 44                     | 21                                  | 99                                       | ..  | ..  | ..                      | ..                   | 24.7                               | 100.0                                       | ..   | 100.0   |
| 106 Belize                                   | 11.3                   | 8.3                    | 11                     | 21                                  | 73                                       | ..  | ..  | ..                      | ..                   | 26.8                               | 88.4  | 97.1   | 87.2  |
| 106 Marshall Islands                         | ..                     | 4.6                    | 27                     | ..                                  | ..                                       | ..  | ..  | ..                      | ..                   | ..                                 | 89.1  | 78.2   | 86.9  |
| 108 Libya                                    | 13.4                   | 20.9                   | 37                     | ..                                  | ..                                       | ..  | ..  | ..                      | ..                   | 36.0                               | 96.4  | 96.8   | 99.7  |
| 108 Turkmenistan                             | 10.0                   | 22.9                   | 40                     | ..                                  | ..                                       | ..  | ..  | ..                      | ..                   | 21.1                               | 100.0                                       | 94.5   | 96.6  |
| 110 Gabon                                    | 11.5                   | 4.1                    | 63                     | ..                                  | ..                                       | ..  | ..  | ..                      | ..                   | 32.2                               | 55.0  | 87.5   | 40.9  |

| HDI rank                             | Quality of health      |                        |                        | SDG 4.c<br>Quality of education     |  |   | SDG 4.1   |                         |                      | SDG 7.1<br>Quality of standard of living |   |  | SDG 6.1   | SDG 6.2 |
|--------------------------------------|------------------------|------------------------|------------------------|-------------------------------------|--|---|---|-------------------------|----------------------|--|---|--|---|---------|
|                                      | Lost health expectancy | Physicians             | Hospital beds          | Pupil-teacher ratio, primary school | Primary school teachers trained to teach | Proportion of schools with access to the Internet | Programme for International Student Assessment (PISA) score |                         |                      | Vulnerable employment <sup>a</sup>       | Rural population with access to electricity | Population using improved drinking-water sources | Population using improved sanitation facilities |         |
|                                      |                        |                        |                        |                                     |  |   | Mathematics <sup>b</sup>                                    | Reading <sup>c</sup>    | Science <sup>c</sup> |  |   |  |   |         |
|                                      | (%)                    | (per 10,000 people)    | (pupils per teacher)   | (%)                                 | Mathematics <sup>b</sup>                 | Reading <sup>c</sup>                              | Science <sup>c</sup>  | (% of total employment) | (%)                  |  |   |  |   |         |
| 2016                                 | 2007–2017 <sup>d</sup> | 2007–2014 <sup>d</sup> | 2012–2017 <sup>d</sup> | 2009–2017 <sup>d</sup>              | 2008–2013 <sup>d</sup>                   | 2015  | 2015  | 2015                    | 2017                 | 2016                                     | 2015  | 2015   |   |         |
| 110 Paraguay                         | 12.0                   | 12.9                   | 13                     | 24                                  | 92                                       | 9   | ..  | ..                      | ..                   | 39.1                                     | 96.1  | 98.9   | 91.2  |         |
| 112 Moldova (Republic of)            | 11.1                   | 32.0                   | 62                     | 17                                  | 99                                       | ..  | 420   | 416                     | 428                  | 28.7                                     | 100.0                                       | 86.7   | 78.4  |         |
| <b>MEDIUM HUMAN DEVELOPMENT</b>      |                        |                        |                        |                                     |  |   |   |                         |                      |  |   |  |   |         |
| 113 Philippines                      | 11.0                   | ..                     | 10                     | 30                                  | 100                                      | 12 <sup>e,k</sup>                                 | ..  | ..                      | ..                   | 35.4                                     | 86.3  | 90.5   | 75.0  |         |
| 113 South Africa                     | 12.4                   | 8.2                    | 28                     | 30                                  | ..                                       | ..  | ..  | ..                      | ..                   | 9.6                                      | 67.9  | 84.7   | 73.1  |         |
| 115 Egypt                            | 13.3                   | 8.1                    | 5                      | 23                                  | 74                                       | 49  | ..  | ..                      | ..                   | 20.1                                     | 100.0                                       | 98.4   | 93.2  |         |
| 116 Indonesia                        | 11.0                   | 2.0                    | 9                      | 14                                  | ..                                       | 42 <sup>k</sup>                                   | 386   | 397                     | 403                  | 47.5                                     | 94.8  | 89.5   | 67.9  |         |
| 116 Viet Nam                         | 11.5                   | 8.2                    | 20                     | 20                                  | 100                                      | ..  | 495   | 487                     | 525                  | 55.9                                     | 100.0                                       | 91.2   | 78.2  |         |
| 118 Bolivia (Plurinational State of) | 11.9                   | 4.7                    | 11                     | 18                                  | 58                                       | ..  | ..  | ..                      | ..                   | 31.3                                     | 79.1  | 92.9   | 52.6  |         |
| 119 Palestine, State of              | ..                     | ..                     | ..                     | 24                                  | 100                                      | 30 <sup>l</sup>                                   | ..  | ..                      | ..                   | 39.9                                     | 100.0                                       | 87.6   | 96.0  |         |
| 120 Iraq                             | 15.5                   | 8.5                    | 13                     | ..                                  | ..                                       | ..  | ..  | ..                      | ..                   | 35.2                                     | 100.0                                       | 86.1   | 85.7  |         |
| 121 El Salvador                      | 11.1                   | 16.0                   | 11                     | 28                                  | 96                                       | 24  | ..  | ..                      | ..                   | 35.7                                     | 98.8  | 93.0   | 91.1  |         |
| 122 Kyrgyzstan                       | 11.0                   | 18.5                   | 48                     | 25                                  | 21                                       | 6   | ..  | ..                      | ..                   | 36.5                                     | 100.0                                       | 87.3   | 96.6  |         |
| 123 Morocco                          | 14.1                   | 6.2                    | 9                      | 27                                  | 100                                      | 3   | ..  | ..                      | ..                   | 50.7                                     | 100.0                                       | 83.0   | 83.5  |         |
| 124 Nicaragua                        | 11.4                   | 9.1                    | 9                      | ..                                  | 75                                       | 6 <sup>k</sup>                                    | ..  | ..                      | ..                   | 39.4                                     | 56.6  | 82.3   | 76.3  |         |
| 125 Cabo Verde                       | 11.8                   | 7.9                    | 21                     | 21                                  | 93                                       | ..  | ..  | ..                      | ..                   | 37.5                                     | 91.8  | 86.5   | 65.2  |         |
| 125 Guyana                           | 11.9                   | 2.1                    | 20                     | 23                                  | 70                                       | 4 <sup>e,k</sup>                                  | ..  | ..                      | ..                   | 29.7                                     | 81.9  | 95.1   | 86.2  |         |
| 127 Guatemala                        | 12.3                   | 9.0                    | 6                      | 22                                  | ..                                       | ..  | ..  | ..                      | ..                   | 34.7                                     | 86.4  | 93.6   | 67.4  |         |
| 127 Tajikistan                       | 10.4                   | 17.1                   | 55                     | 22                                  | 100                                      | ..  | ..  | ..                      | ..                   | 47.5                                     | 100.0                                       | 74.1   | 95.5  |         |
| 129 Namibia                          | 12.2                   | 3.7                    | 27                     | ..                                  | 96                                       | ..  | ..  | ..                      | ..                   | 25.3                                     | 28.7  | 78.8   | 33.8  |         |
| 130 India                            | 13.9                   | 7.6                    | 7                      | 35                                  | 70                                       | ..  | ..  | ..                      | ..                   | 77.5                                     | 77.6  | 87.6   | 44.2  |         |
| 131 Micronesia (Federated States of) | 12.3                   | 1.8                    | 32                     | 20                                  | ..                                       | ..  | ..  | ..                      | ..                   | ..                                       | 70.7  | 88.4   | ..  |         |
| 132 Timor-Leste                      | 13.8                   | 0.8                    | 59                     | ..                                  | ..                                       | ..  | ..  | ..                      | ..                   | 49.4                                     | 49.2  | 70.2   | 44.0  |         |
| 133 Honduras                         | 11.2                   | ..                     | 7                      | 28                                  | ..                                       | ..  | ..  | ..                      | ..                   | 36.1                                     | 72.2  | 92.2   | 79.8  |         |
| 134 Bhutan                           | 14.1                   | 3.8                    | 18                     | 38                                  | 100                                      | 43 <sup>e</sup>                                   | ..  | ..                      | ..                   | 71.5                                     | 100.0                                       | 97.6   | 62.9  |         |
| 134 Kiribati                         | 12.6                   | 2.0                    | 13                     | 26                                  | 73                                       | ..  | ..  | ..                      | ..                   | ..                                       | 82.2  | 64.4   | 39.8  |         |
| 136 Bangladesh                       | 12.9                   | 4.7                    | 6                      | 34                                  | 50                                       | 5 <sup>e</sup>                                    | ..  | ..                      | ..                   | 57.5                                     | 68.9  | 97.3   | 46.9  |         |
| 137 Congo                            | 11.8                   | 1.0                    | 16                     | 44                                  | 80                                       | ..  | ..  | ..                      | ..                   | 74.9                                     | 22.6  | 68.3   | 15.0  |         |
| 138 Vanuatu                          | 12.9                   | 1.9                    | 17                     | 27                                  | 28                                       | ..  | ..  | ..                      | ..                   | 73.5                                     | 46.4  | 90.5   | 53.5  |         |
| 139 Lao People's Democratic Republic | 12.1                   | 4.9                    | 15                     | 23                                  | 97                                       | ..  | ..  | ..                      | ..                   | 82.9                                     | 80.3  | 80.4   | 72.6  |         |
| 140 Ghana                            | 11.1                   | 1.0                    | 9                      | 27                                  | 55                                       | ..  | ..  | ..                      | ..                   | 66.1                                     | 66.6  | 77.8   | 14.3  |         |
| 141 Equatorial Guinea                | 9.7                    | ..                     | 21                     | 23                                  | 37                                       | ..  | ..  | ..                      | ..                   | 35.7                                     | 52.6  | 49.6   | 74.5  |         |
| 142 Kenya                            | 11.7                   | 2.0                    | 14                     | 31                                  | 97                                       | ..  | ..  | ..                      | ..                   | 54.3                                     | 39.3  | 58.5   | 29.8  |         |
| 143 Sao Tome and Principe            | 11.7                   | ..                     | 29                     | 31                                  | 27                                       | ..  | ..  | ..                      | ..                   | 34.1                                     | 51.1  | 79.7   | 40.1  |         |
| 144 Eswatini (Kingdom of)            | 13.1                   | 1.5                    | 21                     | 28                                  | 82                                       | ..  | ..  | ..                      | ..                   | 19.1                                     | 61.2  | 67.6   | 58.0  |         |
| 144 Zambia                           | 12.8                   | 0.9                    | 20                     | 48                                  | 93                                       | ..  | ..  | ..                      | ..                   | 77.6                                     | 2.7   | 61.2   | 31.1  |         |
| 146 Cambodia                         | 12.4                   | 1.4                    | 7                      | 43                                  | 100                                      | 7 <sup>e</sup>                                    | ..  | ..                      | ..                   | 51.0                                     | 36.5  | 75.0   | 48.8  |         |
| 147 Angola                           | 10.9                   | 1.4                    | 8                      | ..                                  | 47                                       | ..  | ..  | ..                      | ..                   | 66.7                                     | 16.0  | 41.0   | 39.4  |         |
| 148 Myanmar                          | 12.6                   | 5.7                    | 6                      | 22                                  | 98                                       | ..  | ..  | ..                      | ..                   | 58.2                                     | 39.8  | 67.5   | 64.7  |         |
| 149 Nepal                            | 12.7                   | 6.0                    | 50                     | 21                                  | 97                                       | 5   | ..  | ..                      | ..                   | 78.9                                     | 85.2  | 87.7   | 46.1  |         |
| 150 Pakistan                         | 13.2                   | 9.8                    | 6                      | 48                                  | 75                                       | ..  | ..  | ..                      | ..                   | 59.7                                     | 98.8  | 88.5   | 58.3  |         |
| 151 Cameroon                         | 12.1                   | 0.8                    | 13                     | 43                                  | 59                                       | ..  | ..  | ..                      | ..                   | 71.7                                     | 21.3  | 65.3   | 38.8  |         |
| <b>LOW HUMAN DEVELOPMENT</b>         |                        |                        |                        |                                     |  |   |   |                         |                      |  |   |  |   |         |
| 152 Solomon Islands                  | 12.9                   | 1.9                    | 13                     | 25                                  | 66                                       | ..  | ..  | ..                      | ..                   | 62.7                                     | 41.5  | 64.0   | 31.3  |         |
| 153 Papua New Guinea                 | 11.9                   | 0.6                    | ..                     | 45                                  | 100                                      | ..  | ..  | ..                      | ..                   | 74.7                                     | 15.5  | 36.6   | 18.6  |         |
| 154 Tanzania (United Republic of)    | 11.6                   | 0.2                    | 7                      | 43                                  | 99                                       | ..  | ..  | ..                      | ..                   | 83.5                                     | 16.9  | 50.1   | 23.5  |         |
| 155 Syrian Arab Republic             | 12.6                   | 15.5                   | 15                     | ..                                  | ..                                       | ..  | ..  | ..                      | ..                   | 35.6                                     | 100.0                                       | 96.7   | 92.9  |         |
| 156 Zimbabwe                         | 11.4                   | 0.8                    | 17                     | 36                                  | 86                                       | ..  | ..  | ..                      | ..                   | 65.7                                     | 15.6  | 66.6   | 38.6  |         |
| 157 Nigeria                          | 11.3                   | 4.0                    | 5                      | ..                                  | 66                                       | ..  | ..  | ..                      | ..                   | 80.4                                     | 41.1  | 67.3   | 32.6  |         |
| 158 Rwanda                           | 11.9                   | 0.6                    | 16                     | 58                                  | 90                                       | ..  | ..  | ..                      | ..                   | 80.0                                     | 17.8  | 56.7   | 62.3  |         |
| 159 Lesotho                          | 11.9                   | ..                     | 13                     | 34                                  | 83                                       | 10  | ..  | ..                      | ..                   | 59.0                                     | 15.7  | 71.6   | 43.8  |         |
| 159 Mauritania                       | 11.8                   | 0.7                    | 4                      | 36                                  | 85                                       | ..  | ..  | ..                      | ..                   | 45.0                                     | 2.3 <sup>m</sup>                            | 69.6   | 44.6  |         |
| 161 Madagascar                       | 11.8                   | 1.4                    | 2                      | 41                                  | 15                                       | ..  | ..  | ..                      | ..                   | 85.4                                     | 17.3  | 50.6   | 9.7   |         |
| 162 Uganda                           | 12.2                   | 0.9                    | 5                      | 43                                  | ..                                       | ..  | ..  | ..                      | ..                   | 74.5                                     | 18.0  | 38.9   | 19.2  |         |
| 163 Benin                            | 12.5                   | 1.5                    | 5                      | 45                                  | 69                                       | ..  | ..  | ..                      | ..                   | 88.0                                     | 18.0  | 67.0   | 13.9  |         |
| 164 Senegal                          | 12.0                   | 0.7                    | 3                      | 32                                  | 70                                       | 5   | ..  | ..                      | ..                   | 44.3                                     | 38.3  | 75.2   | 48.4  |         |
| 165 Comoros                          | 11.5                   | ..                     | 22                     | 28                                  | 75                                       | ..  | ..  | ..                      | ..                   | 63.9                                     | 72.2  | 83.7   | 34.2  |         |
| 165 Togo                             | 11.0                   | 0.5                    | 7                      | 41                                  | 73                                       | ..  | ..  | ..                      | ..                   | 80.3                                     | 19.4  | 62.8   | 13.9  |         |
| 167 Sudan                            | 14.4                   | 30.6                   | 8                      | ..                                  | 60                                       | 4   | ..  | ..                      | ..                   | 40.5                                     | 22.2  | 58.9   | 34.6  |         |

**DASHBOARD 1 QUALITY OF HUMAN DEVELOPMENT**

| HDI rank                              | Quality of health   |                        |                        | Quality of education                |  |   | Quality of standard of living                               |                         |                      |                                    |   |  |   |
|---------------------------------------|---|------------------------|------------------------|-------------------------------------|--|---|---|-------------------------|----------------------|------------------------------------|---|--|---|
|                                       | Lost health expectancy  | Physicians             | Hospital beds          | Pupil-teacher ratio, primary school | Primary school teachers trained to teach | Proportion of schools with access to the Internet | Programme for International Student Assessment (PISA) score |                         |                      | Vulnerable employment <sup>a</sup> | Rural population with access to electricity | Population using improved drinking-water sources | Population using improved sanitation facilities |
|                                       |   |                        |                        |                                     |  |   | Mathematics <sup>b</sup>                                    | Reading <sup>c</sup>    | Science <sup>e</sup> |                                    |   |  |   |
|                                       | (%)   | (per 10,000 people)    | (pupils per teacher)   | (%)                                 | Mathematics <sup>b</sup>                 | Reading <sup>c</sup>                              | Science <sup>e</sup>  | (% of total employment) | (%)                  |                                    |   |  |   |
| 2016                                  | 2007–2017 <sup>d</sup>  | 2007–2014 <sup>d</sup> | 2012–2017 <sup>d</sup> | 2009–2017 <sup>d</sup>              | 2008–2013 <sup>d</sup>                   | 2015  | 2015  | 2015                    | 2017                 | 2016                               | 2015  | 2015   |   |
| 168                                   | Afghanistan   | 15.5                   | 3.0                    | 5                                   | 44                                       | ..  | ..  | ..                      | ..                   | 66.1                               | 79.0  | 63.0   | 39.2  |
| 168                                   | Haiti   | 12.9                   | ..                     | 13                                  | ..                                       | ..  | ..  | ..                      | ..                   | 87.5                               | 0.5 <sup>n</sup>                            | 64.2   | 30.5  |
| 170                                   | Côte d'Ivoire   | 11.6                   | 1.4                    | 4                                   | 43                                       | 100   | ..  | ..                      | ..                   | 73.3                               | 38.1  | 73.1   | 29.9  |
| 171                                   | Malawi  | 12.5                   | 0.2                    | 13                                  | 70                                       | 91  | ..  | ..                      | ..                   | 59.9                               | 4.0   | 67.2   | 43.5  |
| 172                                   | Djibouti  | 11.3                   | 2.3                    | 14                                  | 30                                       | 100   | ..  | ..                      | ..                   | 39.1                               | 2.0 <sup>o</sup>                            | 76.9   | 51.4  |
| 173                                   | Ethiopia  | 12.2                   | 0.2                    | 63                                  | ..                                       | 85  | 2   | ..                      | ..                   | 88.2                               | 26.5  | 39.1   | 7.1   |
| 174                                   | Gambia  | 12.1                   | 1.1                    | 11                                  | 39                                       | 88  | ..  | ..                      | ..                   | 71.2                               | 15.5  | 80.1   | 41.7  |
| 175                                   | Guinea  | 12.8                   | 0.8                    | 3                                   | 46                                       | 75  | ..  | ..                      | ..                   | 90.1                               | 6.9   | 67.4   | 22.0  |
| 176                                   | Congo (Democratic Republic of the)                            | 13.2                   | 0.9                    | 8                                   | 33                                       | 95  | ..  | ..                      | ..                   | 53.5                               | 0.4 <sup>m</sup>                            | 41.8   | 19.7  |
| 177                                   | Guinea-Bissau   | 13.5                   | 0.5                    | 10                                  | ..                                       | 39  | ..  | ..                      | ..                   | 65.3                               | 4.0 <sup>m</sup>                            | 69.2   | 21.5  |
| 178                                   | Yemen   | 15.7                   | 3.1                    | 7                                   | 27                                       | ..  | ..  | ..                      | ..                   | 43.6                               | 57.7  | 70.4   | 59.7  |
| 179                                   | Eritrea   | 11.6                   | ..                     | 7                                   | 43                                       | 61  | ..  | ..                      | ..                   | 46.3                               | 39.3  | 19.3   | 11.3  |
| 180                                   | Mozambique  | 13.2                   | 0.6                    | 7                                   | 55                                       | 93  | ..  | ..                      | ..                   | 84.6                               | 5.0   | 47.3   | 23.6  |
| 181                                   | Liberia   | 13.3                   | 0.2                    | 8                                   | 30                                       | 47  | ..  | ..                      | ..                   | 77.7                               | 1.3   | 69.9   | 16.9  |
| 182                                   | Mali  | 12.6                   | 0.9                    | 1                                   | 39                                       | 52  | ..  | ..                      | ..                   | 87.9                               | 1.8   | 74.3   | 31.3  |
| 183                                   | Burkina Faso  | 12.2                   | 0.5                    | 4                                   | 42                                       | 73  | ..  | ..                      | ..                   | 87.2                               | 0.8   | 53.9   | 22.5  |
| 184                                   | Sierra Leone  | 10.3                   | 0.2                    | 4                                   | 37                                       | 54  | ..  | ..                      | ..                   | 87.7                               | 2.5   | 58.1   | 14.5  |
| 185                                   | Burundi   | 12.5                   | ..                     | 19                                  | 50                                       | 100   | ..  | ..                      | ..                   | 92.4                               | 1.7   | 55.9   | 50.5  |
| 186                                   | Chad  | 13.0                   | 0.4                    | 4                                   | 57                                       | 65  | ..  | ..                      | ..                   | 91.5                               | 2.2   | 42.5   | 9.5   |
| 187                                   | South Sudan   | 13.6                   | ..                     | ..                                  | 47                                       | 44  | ..  | ..                      | ..                   | 49.7                               | 5.9   | 50.4   | 10.4  |
| 188                                   | Central African Republic                                      | 15.3                   | 0.5                    | 10                                  | 83                                       | 58  | ..  | ..                      | ..                   | 67.5                               | 0.4   | 54.1   | 25.1  |
| 189                                   | Niger   | 12.1                   | 0.2                    | 3                                   | 36                                       | 56  | ..  | ..                      | ..                   | 88.5                               | 4.7   | 45.8   | 12.9  |
| <b>OTHER COUNTRIES OR TERRITORIES</b> |   |                        |                        |                                     |  |   |   |                         |                      |                                    |   |  |   |
| ..                                    | Korea (Democratic People's Rep. of)                           | 10.2                   | 35.1                   | 132                                 | 21                                       | ..  | ..  | ..                      | ..                   | 66.0                               | 39.2  | 99.6   | 77.1  |
| ..                                    | Monaco  | ..                     | 66.5                   | 138                                 | 14                                       | ..  | ..  | ..                      | ..                   | ..                                 | ..  | 100.0  | 100.0   |
| ..                                    | Nauru   | ..                     | 13.9                   | 50                                  | 40                                       | 100   | ..  | ..                      | ..                   | ..                                 | ..  | 100.0  | 65.6  |
| ..                                    | San Marino  | ..                     | 63.6                   | 38                                  | 6  | ..  | ..  | ..                      | ..                   | ..                                 | 100.0                                       | 100.0  | 100.0   |
| ..                                    | Somalia   | 9.7                    | 0.3                    | ..                                  | ..                                       | ..  | ..  | ..                      | ..                   | 72.3                               | 11.6  | 40.0   | 16.2  |
| ..                                    | Tuvalu  | ..                     | 10.9                   | ..                                  | 13                                       | ..  | ..  | ..                      | ..                   | ..                                 | 98.5  | 99.3   | 91.4  |
| <b>Human development groups</b>       |   |                        |                        |                                     |  |   |   |                         |                      |                                    |   |  |   |
|                                       | Very high human development                                   | 11.8                   | 30.8                   | 58                                  | 14                                       | ..  | ..  | ..                      | ..                   | 10.4                               | 100.0                                       | 99.0   | 97.9  |
|                                       | High human development  | 10.9                   | 29.2                   | 32                                  | 18                                       | ..  | ..  | ..                      | ..                   | 33.1                               | 99.4  | 96.0   | 81.0  |
|                                       | Medium human development                                      | 13.0                   | 6.7                    | 9                                   | 29                                       | 75  | ..  | ..                      | ..                   | 63.2                               | 78.9  | 86.9   | 54.1  |
|                                       | Low human development   | 12.5                   | 3.2                    | 13                                  | 41                                       | 80  | ..  | ..                      | ..                   | 75.1                               | 24.4  | 56.6   | 27.6  |
|                                       | <b>Developing countries</b>                                   | 12.0                   | 15.6                   | 20                                  | 25                                       | ..  | ..  | ..                      | ..                   | 50.0                               | 74.4  | 86.1   | 61.7  |
| <b>Regions</b>                        |   |                        |                        |                                     |  |   |   |                         |                      |                                    |   |  |   |
|                                       | Arab States   | 13.6                   | 13.5                   | 12                                  | 20                                       | 89  | ..  | ..                      | ..                   | 26.3                               | 78.9  | 87.1   | 81.2  |
|                                       | East Asia and the Pacific                                     | 10.5                   | 27.5                   | 31                                  | 17                                       | ..  | ..  | ..                      | ..                   | 37.9                               | 94.0  | 93.5   | 74.6  |
|                                       | Europe and Central Asia                                       | 12.0                   | 24.7                   | 51                                  | 18                                       | ..  | ..  | ..                      | ..                   | 26.8                               | 100.0                                       | 95.0   | 95.8  |
|                                       | Latin America and the Caribbean                               | 11.6                   | 20.4                   | 20                                  | 22                                       | ..  | ..  | ..                      | ..                   | 32.3                               | 90.5  | 96.2   | 85.6  |
|                                       | South Asia  | 13.7                   | 7.8                    | 8                                   | 35                                       | 71  | ..  | ..                      | ..                   | 72.1                               | 79.8  | 88.4   | 48.3  |
|                                       | Sub-Saharan Africa  | 12.0                   | 1.9                    | 15                                  | 39                                       | 79  | ..  | ..                      | ..                   | 72.2                               | 23.2  | 57.7   | 28.1  |
|                                       | <b>Least developed countries</b>                              | 12.7                   | 3.2                    | 14                                  | 37                                       | 76  | ..  | ..                      | ..                   | 70.5                               | 31.2  | 61.5   | 32.0  |
|                                       | <b>Small island developing states</b>                         | 12.0                   | 25.7                   | 27                                  | 19                                       | 92  | ..  | ..                      | ..                   | 46.9                               | 47.9  | 78.6   | 61.6  |
|                                       | <b>Organisation for Economic Co-operation and Development</b> | 12.0                   | 28.5                   | 50                                  | 16                                       | ..  | ..  | ..                      | ..                   | 12.7                               | 100.0                                       | 99.3   | 98.2  |
|                                       | <b>World</b>  | <b>12.0</b>            | <b>18.3</b>            | <b>27</b>                           | <b>23</b>                                | <b>..</b>   | <b>..</b>   | <b>..</b>               | <b>..</b>            | <b>42.6</b>                        | <b>76.3</b>                                 | <b>88.3</b>                                      | <b>67.7</b>                                     |

**NOTES**

Three-colour coding is used to visualize partial grouping of countries and aggregates by indicator. For each indicator countries are divided into three groups of approximately equal size (terciles): the top third, the middle third and the bottom third. Aggregates are colour coded using the same tercile cutoffs. See *Technical note 6* at [http://hdr.undp.org/sites/default/files/hdr2018\\_technical\\_notes.pdf](http://hdr.undp.org/sites/default/files/hdr2018_technical_notes.pdf) for details about partial grouping in this table.

- a** Estimates modelled by the International Labour Organization.
- b** Average score for Organisation for Economic Co-operation and Development (OECD) countries is 490.
- c** Average score for OECD countries is 493.
- d** Data refer to the most recent year available during the period specified.
- e** Public institutions only.
- f** Refers to the adjudicated region of Ciudad Autónoma de Buenos Aires.
- g** Refers only to International Standard Classification of Education (ISCED) level 2.
- h** Refers to the provinces of Beijing, Guangdong, Jiangsu and Shanghai.
- i** Refers only to ISCED level 3.

- j** There are no private institutions at ISCED level 3.
- k** Refers only to ISCED levels 1 and 2.
- l** Refers to West Bank schools only.
- m** Refers to 2014.
- n** Refers to 2013.
- o** Refers to 2015.

**DEFINITIONS**

**Lost health expectancy:** Relative difference between life expectancy and healthy life expectancy, expressed as a percentage of life expectancy at birth.

**Physicians:** Number of medical doctors (physicians), both generalists and specialists, expressed per 10,000 people.

**Hospital beds:** Number of hospital beds available, expressed per 10,000 people.

**Pupil–teacher ratio, primary school:** Average number of pupils per teacher in primary education.

**Primary school teachers trained to teach:** Percentage of primary school teachers who have received the minimum organized teacher training (preservice or in-service) required for teaching at the primary level.

**Proportion of schools with access to the Internet:** Proportion of primary and secondary schools with access to the Internet for educational purposes.

**Programme for International Student Assessment (PISA) score:** Score obtained in testing of skills and knowledge of 15-year-old students in mathematics, reading and science.

**Vulnerable employment:** Percentage of employed people engaged as unpaid family workers and own-account workers.

**Rural population with access to electricity:** People living in rural areas with access to electricity, expressed as a percentage of the total rural population. It includes electricity sold commercially (both on grid and off grid) and self-generated electricity but excludes unauthorized connections.

**Population using improved drinking-water sources:** Percentage of the population using improved drinking-water sources, which by nature of their construction and design are likely to protect the source from outside contamination, in particular from faecal matter. Improved drinking water sources include piped water into a dwelling, plot or yard; a public tap or standpipe, a tube well or borehole, a

protected dug well, a protected spring and rainwater collection.

**Population using improved sanitation facilities:** Percentage of the population using improved sanitation facilities, which hygienically separate human excreta from human contact. Improved sanitation facilities include flush or pour-flush toilets to a piped sewer system, a septic tank or pit latrine, a ventilated improved pit latrine, a pit latrine with slab and a composting toilet. Sanitation facilities that are shared with other households or open to public use are not considered improved.

**MAIN DATA SOURCES**

**Column 1:** HDRO calculations based on data on healthy life expectancy at birth and life expectancy at birth from WHO (2018).

**Columns 2, 3, 12 and 13:** WHO (2018).

**Columns 4 and 5:** UNESCO Institute for Statistics (2018).

**Column 6:** WSIS (2014).

**Columns 7–9:** OECD (2017b).

**Column 10:** ILO (2018a).

**Column 11:** World Bank (2018a).

# Life-course gender gap

## Country groupings (terciles)

Top third      Middle third      Bottom third

Three-colour coding is used to visualize partial grouping of countries by indicator. For each indicator countries are divided into three groups of approximately equal size (terciles): the top third, the middle third and the bottom third. Aggregates are colour coded using the same tercile cutoffs. See *Notes* after the table.

| HDI rank                           | SDG 4.2   SDG 4.1   SDG 4.1     |                        |           |      | SDG 8.5                 | SDG 4.6   | SDG 8.5                 | SDG 8.3                                       |   | SDG 5.5                      | SDG 5.4  |                            | SDG 1.3                |
|------------------------------------|---------------------------------|------------------------|-----------|------|-------------------------|---|-------------------------|---|---|------------------------------|--|----------------------------|------------------------|
|                                    | Childhood and youth             |                        |           |      | Youth unemployment rate | Population with at least some secondary education | Total unemployment rate | Adulthood                                     |   | Share of seats in parliament | Time spent on unpaid domestic chores and care work | Old-age pension recipients |                        |
|                                    | Gross enrolment ratio           |                        |           |      |                         |   |                         | Share of employment in nonagriculture, female |   |                              |  |                            |                        |
|                                    | Sex ratio at birth <sup>a</sup> | (female to male ratio) |           |      | (female to male ratio)  | (female to male ratio)                            | (female to male ratio)  |   | (% of total employment in nonagriculture) | (% held by women)            | (% of 24-hour day)                                 | (female to male ratio)     | (female to male ratio) |
| (male to female births)            | Pre-primary                     | Primary                | Secondary | 2017 | 2010–2017 <sup>c</sup>  | 2017  | 2017                    | 2017  | 2017                                      | 2007–2017 <sup>e</sup>       | 2007–2017 <sup>e</sup>                             | 2008–2015 <sup>e</sup>     |                        |
| <b>VERY HIGH HUMAN DEVELOPMENT</b> |                                 |                        |           |      |                         |   |                         |   |   |                              |  |                            |                        |
| 1 Norway                           | 1.06                            | 1.00                   | 1.00      | 0.97 | 0.86                    | 1.01  | 0.73                    | 48.0  | 41.4                                      | 15.3                         | 1.2  | 1.00                       |                        |
| 2 Switzerland                      | 1.05                            | 0.99                   | 0.99      | 0.96 | 0.98                    | 0.99  | 1.04                    | 46.8  | 29.3                                      | 16.8                         | 1.6  | 1.00                       |                        |
| 3 Australia                        | 1.06                            | 0.96                   | 1.00      | 0.87 | 0.91                    | 1.00  | 1.04                    | 46.6  | 32.7                                      | ..                           | ..   | ..                         |                        |
| 4 Ireland                          | 1.06                            | 1.00                   | 1.00      | 1.02 | 0.87                    | 1.05  | 0.73                    | 47.4  | 24.3                                      | ..                           | ..   | ..                         |                        |
| 5 Germany                          | 1.06                            | 0.99                   | 0.99      | 0.95 | 0.90                    | 0.99  | 0.85                    | 46.8  | 31.5                                      | 15.9 <sup>d</sup>            | 1.6 <sup>d</sup>                                   | 1.00                       |                        |
| 6 Iceland                          | 1.05                            | 1.01                   | 1.00      | 1.01 | 0.95                    | 1.00  | 1.04                    | 47.9  | 38.1                                      | ..                           | ..   | ..                         |                        |
| 7 Hong Kong, China (SAR)           | 1.07                            | 0.99                   | 0.98      | 0.97 | 0.88                    | 0.92  | 0.83                    | 49.2  | ..  | 10.8                         | 3.3  | ..                         |                        |
| 9 Sweden                           | 1.06                            | 1.00                   | 1.04      | 1.14 | 0.92                    | 1.00  | 0.90                    | 48.3  | 43.6                                      | 16.0                         | 1.3  | 1.00                       |                        |
| 9 Singapore                        | 1.07                            | ..                     | 1.00      | 0.99 | 1.35                    | 0.92  | 1.05                    | 45.0  | 23.0                                      | ..                           | ..   | ..                         |                        |
| 10 Netherlands                     | 1.05                            | 1.00                   | 1.00      | 1.02 | 0.96                    | 0.96  | 1.18                    | 46.3  | 35.6                                      | 14.7 <sup>e</sup>            | 1.6 <sup>e</sup>                                   | 1.00                       |                        |
| 11 Denmark                         | 1.06                            | 0.99                   | 0.99      | 1.03 | 0.92                    | 0.99  | 1.15                    | 47.9  | 37.4                                      | 15.6 <sup>e</sup>            | 1.4 <sup>e</sup>                                   | 1.00                       |                        |
| 12 Canada                          | 1.06                            | ..                     | 1.00      | 1.01 | 0.89                    | 1.00  | 0.80                    | 48.0  | 30.1                                      | 14.6                         | 1.5  | 1.00                       |                        |
| 13 United States                   | 1.05                            | 0.98                   | 1.00      | 1.01 | 0.91                    | 1.00  | 0.98                    | 46.2  | 19.7                                      | 15.9                         | 1.6  | 1.00                       |                        |
| 14 United Kingdom                  | 1.05                            | 0.96                   | 1.00      | 1.03 | 0.88                    | 0.97  | 0.95                    | 46.8  | 28.5                                      | 12.7                         | 1.8  | 1.00                       |                        |
| 15 Finland                         | 1.05                            | 1.00                   | 1.00      | 1.10 | 0.93                    | 1.00  | 0.96                    | 49.0  | 42.0                                      | 14.5 <sup>d</sup>            | 1.5 <sup>d</sup>                                   | 1.00                       |                        |
| 16 New Zealand                     | 1.06                            | 1.01                   | 1.01      | 1.06 | 1.02                    | 1.00  | 1.18                    | 48.3  | 38.3                                      | 18.1 <sup>f</sup>            | 1.7 <sup>f</sup>                                   | 1.00                       |                        |
| 17 Belgium                         | 1.05                            | 0.99                   | 1.00      | 1.14 | 0.93                    | 0.95  | 0.93                    | 46.3  | 41.4                                      | 15.9 <sup>f</sup>            | 1.6 <sup>f</sup>                                   | 1.00                       |                        |
| 17 Liechtenstein                   | ..                              | 1.06                   | 0.96      | 0.78 | ..                      | ..  | ..                      | ..  | 12.0                                      | ..                           | ..   | ..                         |                        |
| 19 Japan                           | 1.06                            | ..                     | 1.00      | 1.01 | 0.90                    | 1.03  | 0.87                    | 43.5  | 13.7                                      | 14.4 <sup>d</sup>            | 4.7 <sup>d</sup>                                   | ..                         |                        |
| 20 Austria                         | 1.06                            | 1.00                   | 0.99      | 0.96 | 0.94                    | 1.00  | 0.86                    | 47.2  | 33.6                                      | 18.3 <sup>d</sup>            | 1.9 <sup>d</sup>                                   | 1.00                       |                        |
| 21 Luxembourg                      | 1.05                            | 0.97                   | 1.00      | 1.04 | 0.96                    | 1.00  | 1.09                    | 45.3  | 28.3                                      | 14.4 <sup>d</sup>            | 2.0 <sup>d</sup>                                   | 1.00                       |                        |
| 22 Israel                          | 1.05                            | 1.00                   | 1.01      | 1.02 | 1.05                    | 0.97  | 1.05                    | 47.3  | 27.5                                      | ..                           | ..   | ..                         |                        |
| 22 Korea (Republic of)             | 1.07                            | 1.00                   | 1.00      | 1.00 | 0.97                    | 0.94  | 0.92                    | 42.0  | 17.0                                      | 14.0 <sup>d</sup>            | 4.2 <sup>d</sup>                                   | ..                         |                        |
| 24 France                          | 1.05                            | 1.01                   | 1.00      | 1.01 | 0.99                    | 0.94  | 0.96                    | 47.7  | 35.4                                      | 15.8                         | 1.7  | 1.00                       |                        |
| 25 Slovenia                        | 1.05                            | 0.98                   | 1.00      | 1.00 | 0.98                    | 0.98  | 1.16                    | 46.8  | 28.7                                      | ..                           | ..   | 1.00                       |                        |
| 26 Spain                           | 1.06                            | 1.00                   | 1.01      | 1.01 | 1.01                    | 0.93  | 1.18                    | 46.5  | 38.6                                      | 19.0 <sup>e</sup>            | 2.2 <sup>e</sup>                                   | 1.00                       |                        |
| 27 Czechia                         | 1.06                            | 0.97                   | 1.00      | 1.01 | 1.06                    | 1.00  | 1.38                    | 44.7  | 21.1                                      | ..                           | ..   | 1.00                       |                        |
| 28 Italy                           | 1.06                            | 0.98                   | 0.99      | 0.98 | 1.04                    | 0.91  | 1.19                    | 42.1  | 30.1                                      | 20.4                         | 2.4  | 1.00                       |                        |
| 29 Malta                           | 1.06                            | 1.03                   | 1.04      | 1.04 | 0.98                    | 0.89  | 1.18                    | 39.0  | 11.9                                      | ..                           | ..   | ..                         |                        |
| 30 Estonia                         | 1.06                            | 0.97                   | 1.00      | 1.00 | 0.85                    | 1.00  | 0.82                    | 49.8  | 26.7                                      | 17.2 <sup>d</sup>            | 1.6 <sup>d</sup>                                   | ..                         |                        |
| 31 Greece                          | 1.07                            | 1.01                   | 0.99      | 0.93 | 1.08                    | 0.89  | 1.43                    | 41.9  | 18.3                                      | 17.5 <sup>d</sup>            | 2.6 <sup>d</sup>                                   | 0.55                       |                        |
| 32 Cyprus                          | 1.07                            | 0.99                   | 1.00      | 0.99 | 1.11                    | 0.95  | 1.06                    | 47.3  | 17.9                                      | ..                           | ..   | ..                         |                        |
| 33 Poland                          | 1.06                            | 0.97                   | 1.01      | 0.97 | 1.02                    | 0.93  | 1.02                    | 45.6  | 25.5                                      | 17.6 <sup>d</sup>            | 1.8 <sup>d</sup>                                   | 1.00                       |                        |
| 34 United Arab Emirates            | 1.05                            | 1.08                   | 0.97      | 0.94 | 1.21                    | 1.20  | 3.38                    | 12.1  | 22.5                                      | ..                           | ..   | ..                         |                        |
| 35 Andorra                         | ..                              | ..                     | ..        | ..   | ..                      | 0.98  | ..                      | ..  | 32.1                                      | ..                           | ..   | ..                         |                        |
| 35 Lithuania                       | 1.05                            | 0.99                   | 1.00      | 0.95 | 0.91                    | 0.95  | 0.73                    | 52.6  | 21.3                                      | ..                           | ..   | 1.00                       |                        |
| 37 Qatar                           | 1.05                            | 1.03                   | 0.99      | 1.17 | 2.50                    | 1.04  | 7.00                    | 14.2  | 9.8                                       | 8.2                          | 3.7  | 0.36                       |                        |
| 38 Slovakia                        | 1.05                            | 0.98                   | 0.99      | 1.01 | 1.12                    | 0.99  | 1.22                    | 45.8  | 20.0                                      | ..                           | ..   | 1.00                       |                        |
| 39 Brunei Darussalam               | 1.06                            | 1.02                   | 0.99      | 1.01 | 1.09                    | 0.98  | 1.30                    | 42.4  | 9.1                                       | ..                           | ..   | ..                         |                        |
| 39 Saudi Arabia                    | 1.03                            | 0.99                   | 0.98      | 0.77 | 1.29                    | 0.90  | 5.29                    | 14.9  | 19.9                                      | ..                           | ..   | ..                         |                        |
| 41 Latvia                          | 1.06                            | 0.98                   | 0.99      | 0.99 | 0.81                    | 1.00  | 0.77                    | 52.2  | 16.0                                      | ..                           | ..   | 1.00                       |                        |
| 41 Portugal                        | 1.06                            | 0.98                   | 0.96      | 0.97 | 1.04                    | 0.97  | 1.03                    | 49.9  | 34.8                                      | 17.8                         | 1.7  | 1.00                       |                        |
| 43 Bahrain                         | 1.04                            | 0.99                   | 1.02      | 1.01 | 2.00                    | 1.12  | 8.60                    | 20.6  | 15.0                                      | ..                           | ..   | ..                         |                        |
| 44 Chile                           | 1.04                            | 0.98                   | 0.97      | 1.01 | 1.09                    | 0.98  | 1.15                    | 43.1  | 15.8 <sup>g</sup>                         | 22.1 <sup>f</sup>            | 2.2 <sup>f</sup>                                   | ..                         |                        |
| 45 Hungary                         | 1.06                            | 0.96                   | 1.00      | 1.00 | 1.00                    | 0.98  | 1.00                    | 46.8  | 10.1                                      | 16.6 <sup>d</sup>            | 2.2 <sup>d</sup>                                   | 1.00                       |                        |
| 46 Croatia                         | 1.06                            | 0.96                   | 1.01      | 1.05 | 1.00                    | 0.98  | 1.10                    | 47.1  | 18.5                                      | ..                           | ..   | 0.52                       |                        |
| 47 Argentina                       | 1.04                            | 1.01                   | 1.00      | 1.06 | 1.17                    | 1.05  | 1.49                    | 40.1  | 38.9                                      | 23.4                         | 2.5  | ..                         |                        |
| 48 Oman                            | 1.05                            | 1.05                   | 1.03      | 0.94 | 1.22                    | 1.15  | 2.30                    | 11.2  | 8.8                                       | 18.9                         | 2.5  | ..                         |                        |
| 49 Russian Federation              | 1.05                            | 0.98                   | 1.01      | 0.99 | 0.99                    | 1.01  | 0.91                    | 49.7  | 16.1                                      | 18.4                         | 2.3  | ..                         |                        |



| HDI rank                                     | SDG 4.2<br>Childhood and youth  |                        |                        |                        | SDG 8.5                 | SDG 4.6   | SDG 8.5                                   | SDG 8.3<br>Adulthood                          |                              |  | SDG 5.5                    | SDG 5.4                 | SDG 1.3<br>Older age |
|--|---------------------------------|------------------------|------------------------|------------------------|-------------------------|---|---|---|------------------------------|--|----------------------------|-------------------------|----------------------|
|  | Gross enrolment ratio           |                        |                        |                        | Youth unemployment rate | Population with at least some secondary education | Total unemployment rate                   | Share of employment in nonagriculture, female | Share of seats in parliament | Time spent on unpaid domestic chores and care work | Old-age pension recipients |                         |                      |
|  | (female to male ratio)          |                        |                        |                        |                         |   |   |   |                              |  |                            | Women ages 15 and older |                      |
|  | Sex ratio at birth <sup>a</sup> |                        |                        |                        |                         |   |   |   |                              |  |                            |                         |                      |
| (male to female births)                      | Pre-primary                     | Primary                | Secondary              | (female to male ratio) | (female to male ratio)  | (female to male ratio)                            | (% of total employment in nonagriculture) | (% held by women)                             | (% of 24-hour day)           | (female to male ratio)                             | (female to male ratio)     |                         |                      |
|  | 2015–2020 <sup>b</sup>          | 2012–2017 <sup>c</sup> | 2012–2017 <sup>c</sup> | 2012–2017 <sup>c</sup> | 2017                    | 2010–2017 <sup>c</sup>                            | 2017                                      | 2017  | 2017                         | 2007–2017 <sup>c</sup>                             | 2007–2017 <sup>c</sup>     | 2008–2015 <sup>f</sup>  |                      |
| 50 Montenegro                                | 1.06                            | 0.92                   | 0.97                   | 1.00                   | 0.98                    | 0.90  | 0.92                                      | 44.6  | 23.5                         | ..   | ..                         | ..                      |                      |
| 51 Bulgaria                                  | 1.06                            | 0.99                   | 0.99                   | 0.97                   | 0.99                    | 0.98  | 0.87                                      | 47.8  | 23.8                         | 18.5 <sup>e</sup>                                  | 2.0 <sup>e</sup>           | 1.00                    |                      |
| 52 Romania                                   | 1.06                            | 1.00                   | 0.99                   | 0.99                   | 1.04                    | 0.93  | 0.76                                      | 43.9  | 18.7                         | 19.0 <sup>d</sup>                                  | 2.0 <sup>d</sup>           | 1.00                    |                      |
| 53 Belarus                                   | 1.06                            | 0.96                   | 1.00                   | 0.98                   | 1.10                    | 0.94  | 1.00                                      | 51.5  | 33.1                         | 19.2 <sup>d</sup>                                  | 2.0 <sup>d</sup>           | ..                      |                      |
| 54 Bahamas                                   | 1.06                            | 1.07                   | 1.05                   | 1.06                   | 1.18                    | 1.00  | 1.20                                      | 48.0  | 21.8                         | ..   | ..                         | ..                      |                      |
| 55 Uruguay                                   | 1.05                            | 1.01                   | 0.98                   | ..                     | 1.18                    | 1.07  | 1.52                                      | 46.6  | 22.3                         | 19.9   | 2.4                        | 1.04                    |                      |
| 56 Kuwait                                    | 1.05                            | 1.03                   | 1.04                   | 1.08                   | 1.31                    | 1.11  | 1.56                                      | 29.0  | 3.1                          | ..   | ..                         | ..                      |                      |
| 57 Malaysia                                  | 1.06                            | 1.06                   | 1.01                   | 1.06                   | 1.07                    | 0.97  | 1.26                                      | 39.8  | 13.1                         | ..   | ..                         | ..                      |                      |
| 58 Barbados                                  | 1.04                            | 0.96                   | 1.01                   | 1.05                   | 1.07                    | 1.03  | 1.09                                      | 50.0  | 19.6                         | ..   | ..                         | ..                      |                      |
| 58 Kazakhstan                                | 1.06                            | 1.01                   | 1.02                   | 1.01                   | 1.04                    | 0.99  | 1.33                                      | 48.7  | 22.1                         | 17.1 <sup>d</sup>                                  | 2.2 <sup>d</sup>           | ..                      |                      |
| <b>HIGH HUMAN DEVELOPMENT</b>                |                                 |                        |                        |                        |                         |   |   |   |                              |  |                            |                         |                      |
| 60 Iran (Islamic Republic of)                | 1.05                            | 0.97                   | 1.05                   | 1.00                   | 1.14                    | 0.93  | 1.95                                      | 16.3  | 5.9                          | 21.0   | 4.0                        | ..                      |                      |
| 60 Palau                                     | ..                              | 1.09                   | 0.96                   | 1.05                   | ..                      | 1.00  | ..  | ..  | 13.8                         | ..   | ..                         | ..                      |                      |
| 62 Seychelles                                | 1.06                            | 1.04                   | 0.99                   | 1.07                   | ..                      | ..  | ..  | ..  | 21.2                         | ..   | ..                         | 1.00                    |                      |
| 63 Costa Rica                                | 1.05                            | 1.00                   | 1.01                   | 1.05                   | 1.25                    | 1.04  | 1.59                                      | 40.6  | 35.1                         | 21.3 <sup>f</sup>                                  | 2.6 <sup>f</sup>           | 0.75                    |                      |
| 64 Turkey                                    | 1.05                            | 0.94                   | 0.99                   | 0.97                   | 1.16                    | 0.68  | 1.47                                      | 27.5  | 14.6                         | 19.2   | 5.2                        | ..                      |                      |
| 65 Mauritius                                 | 1.04                            | 1.02                   | 1.02                   | 1.06                   | 1.30                    | 0.96  | 2.34                                      | 37.9  | 11.6                         | ..   | ..                         | 1.00                    |                      |
| 66 Panama                                    | 1.05                            | 1.02                   | 0.97                   | 1.05                   | 1.22                    | 1.06  | 1.47                                      | 42.0  | 18.3                         | 17.7   | 2.4                        | 0.59                    |                      |
| 67 Serbia                                    | 1.05                            | 1.00                   | 1.00                   | 1.01                   | 1.09                    | 0.91  | 1.12                                      | 45.1  | 34.4                         | 19.2   | 2.2                        | 0.93                    |                      |
| 68 Albania                                   | 1.08                            | 0.99                   | 0.97                   | 0.93                   | 0.96                    | 1.00  | 0.93                                      | 37.5  | 27.9                         | 21.7 <sup>d</sup>                                  | 6.3 <sup>d</sup>           | 0.61                    |                      |
| 69 Trinidad and Tobago                       | 1.04                            | ..                     | ..                     | ..                     | 1.18                    | 1.08  | 1.56                                      | 42.2  | 30.1                         | ..   | ..                         | ..                      |                      |
| 70 Antigua and Barbuda                       | 1.03                            | 0.98                   | 0.94                   | 1.02                   | ..                      | ..  | ..  | ..  | 20.0                         | ..   | ..                         | 0.95                    |                      |
| 70 Georgia                                   | 1.08                            | ..                     | 1.00                   | 1.02                   | 0.98                    | 0.99  | 0.64                                      | 46.4  | 16.0                         | ..   | ..                         | 0.92                    |                      |
| 72 Saint Kitts and Nevis                     | ..                              | ..                     | ..                     | ..                     | ..                      | ..  | ..  | ..  | 13.3                         | ..   | ..                         | 0.77                    |                      |
| 73 Cuba                                      | 1.06                            | 1.01                   | 0.94                   | 1.04                   | 1.00                    | 0.98  | 1.30                                      | 43.2  | 48.9                         | ..   | ..                         | ..                      |                      |
| 74 Mexico                                    | 1.05                            | 1.02                   | 1.01                   | 1.09                   | 1.08                    | 0.95  | 1.03                                      | 40.5  | 41.4                         | 28.1 <sup>f</sup>                                  | 3.0 <sup>f</sup>           | 0.50                    |                      |
| 75 Grenada                                   | 1.05                            | 0.95                   | 0.97                   | 1.04                   | ..                      | ..  | ..  | ..  | 25.0                         | ..   | ..                         | ..                      |                      |
| 76 Sri Lanka                                 | 1.04                            | 0.99                   | 0.98                   | 1.03                   | 1.24                    | 0.99  | 2.36                                      | 32.2  | 5.8                          | ..   | ..                         | ..                      |                      |
| 77 Bosnia and Herzegovina                    | 1.06                            | ..                     | ..                     | ..                     | 1.23                    | 0.81  | 2.09                                      | 32.7  | 19.3                         | ..   | ..                         | ..                      |                      |
| 78 Venezuela (Bolivarian Republic of)        | 1.05                            | 1.01                   | 0.97                   | 1.08                   | 1.16                    | 1.08  | 1.22                                      | 42.4  | 22.2                         | ..   | ..                         | 0.72                    |                      |
| 79 Brazil                                    | 1.05                            | 0.99                   | 0.97                   | 1.05                   | 1.14                    | 1.06  | 1.35                                      | 44.4  | 11.3                         | 13.3   | 4.3                        | ..                      |                      |
| 80 Azerbaijan                                | 1.13                            | 1.01                   | 0.99                   | ..                     | 1.01                    | 0.96  | 1.30                                      | 43.8  | 16.8                         | 25.4   | 2.9                        | 1.51                    |                      |
| 80 Lebanon                                   | 1.05                            | 0.95                   | 0.91                   | 1.00                   | 0.96                    | 0.96  | 1.27                                      | 24.9  | 3.1                          | ..   | ..                         | ..                      |                      |
| 80 The former Yugoslav Republic of Macedonia | 1.05                            | 0.99                   | 1.00                   | 0.98                   | 1.01                    | 0.72  | 0.93                                      | 39.7  | 37.5                         | 16.7 <sup>d</sup>                                  | 3.0 <sup>d</sup>           | ..                      |                      |
| 83 Armenia                                   | 1.13                            | 1.10                   | 1.01                   | 1.05                   | 1.18                    | 0.99  | 1.23                                      | 42.4  | 18.1                         | 21.7   | 5.0                        | 1.17                    |                      |
| 83 Thailand                                  | 1.06                            | 0.87                   | 0.94                   | 0.96                   | 1.31                    | 0.89  | 1.10                                      | 47.4  | 4.8                          | 11.8 <sup>h</sup>                                  | 3.2 <sup>h</sup>           | ..                      |                      |
| 85 Algeria                                   | 1.05                            | ..                     | 0.95                   | ..                     | 1.14                    | 0.99  | 2.07                                      | 17.5  | 21.3                         | 21.7 <sup>f</sup>                                  | 5.8 <sup>f</sup>           | ..                      |                      |
| 86 China                                     | 1.15                            | 1.01                   | 1.01                   | 1.02                   | 0.92                    | 0.90  | 0.84                                      | 42.3  | 24.2                         | 16.2   | 2.6                        | ..                      |                      |
| 86 Ecuador                                   | 1.05                            | 1.05                   | 1.01                   | 1.03                   | 1.28                    | 1.00  | 1.59                                      | 42.7  | 38.0                         | 19.8   | 4.4                        | ..                      |                      |
| 88 Ukraine                                   | 1.06                            | 0.97                   | 1.02                   | 0.98                   | 0.94                    | 0.99  | 0.74                                      | 49.2  | 12.3                         | ..   | ..                         | ..                      |                      |
| 89 Peru                                      | 1.05                            | 1.01                   | 1.00                   | 1.00                   | 1.01                    | 0.85  | 1.03                                      | 46.7  | 27.7                         | 22.7 <sup>f</sup>                                  | 2.6 <sup>f</sup>           | ..                      |                      |
| 90 Colombia                                  | 1.05                            | ..                     | 0.97                   | 1.06                   | 1.23                    | 1.04  | 1.58                                      | 46.4  | 19.8                         | 16.3 <sup>d</sup>                                  | 3.7 <sup>d</sup>           | 0.99                    |                      |
| 90 Saint Lucia                               | 1.03                            | 1.02                   | ..                     | 1.01                   | 1.08                    | 1.15  | 1.18                                      | 47.0  | 20.7                         | ..   | ..                         | ..                      |                      |
| 92 Fiji                                      | 1.06                            | ..                     | 0.99                   | 1.11                   | 1.30                    | 1.13  | 1.71                                      | 34.3  | 16.0                         | 15.2   | 2.9                        | ..                      |                      |
| 92 Mongolia                                  | 1.03                            | 1.00                   | 0.98                   | 1.01                   | 1.04                    | 1.06  | 0.75                                      | 47.4  | 17.1                         | 19.9 <sup>f</sup>                                  | 2.2 <sup>f</sup>           | 1.00                    |                      |
| 94 Dominican Republic                        | 1.05                            | 1.04                   | 0.92                   | 1.10                   | 1.49                    | 1.08  | 2.16                                      | 45.0  | 24.3                         | ..   | ..                         | 0.38                    |                      |
| 95 Jordan                                    | 1.05                            | ..                     | ..                     | 1.04                   | 1.16                    | 0.95  | 1.95                                      | 16.0  | 15.4                         | ..   | ..                         | 0.14                    |                      |
| 95 Tunisia                                   | 1.05                            | 1.00                   | 0.97                   | 1.11                   | 1.01                    | 0.78  | 1.65                                      | 25.0  | 31.3                         | ..   | ..                         | ..                      |                      |
| 97 Jamaica                                   | 1.05                            | 0.98                   | ..                     | 1.05                   | 1.13                    | 1.12  | 1.66                                      | 46.6  | 19.0                         | ..   | ..                         | ..                      |                      |
| 98 Tonga                                     | 1.05                            | 0.98                   | 0.99                   | 1.09                   | 1.04                    | 1.00  | 1.00                                      | 53.6  | 7.7                          | ..   | ..                         | ..                      |                      |
| 99 Saint Vincent and the Grenadines          | 1.03                            | 1.00                   | 0.98                   | 0.99                   | 1.12                    | ..  | 1.14                                      | 44.4  | 13.0                         | ..   | ..                         | ..                      |                      |
| 100 Suriname                                 | 1.07                            | 1.04                   | 1.00                   | 1.32                   | 1.41                    | 1.02  | 2.36                                      | 37.9  | 25.5                         | ..   | ..                         | ..                      |                      |
| 101 Botswana                                 | 1.03                            | 1.04                   | 0.97                   | ..                     | 1.20                    | 0.99  | 1.46                                      | 47.6  | 9.5                          | ..   | ..                         | 1.00                    |                      |
| 101 Maldives                                 | 1.07                            | 0.99                   | 1.00                   | ..                     | 0.99                    | 0.91  | 1.30                                      | 28.5  | 5.9                          | ..   | ..                         | ..                      |                      |
| 103 Dominica                                 | ..                              | 1.03                   | 0.97                   | 0.99                   | ..                      | ..  | ..  | ..  | 25.0                         | ..   | ..                         | ..                      |                      |
| 104 Samoa                                    | 1.08                            | 1.09                   | 1.01                   | 1.10                   | 1.22                    | 1.11  | 1.34                                      | 38.2  | 10.0                         | ..   | ..                         | ..                      |                      |
| 105 Uzbekistan                               | 1.08                            | 0.96                   | 0.98                   | 0.99                   | 1.04                    | 1.00  | 0.97                                      | 39.4  | 16.4                         | ..   | ..                         | ..                      |                      |

## DASHBOARD 2 LIFE-COURSE GENDER GAP

| HDI rank                             | SDG 4.2<br>Childhood and youth  |                        |                        |                        | SDG 8.5                 | SDG 4.6   | SDG 8.5                                   | SDG 8.3<br>Adulthood                          |                              |  | SDG 5.4                    |                        | SDG 1.3 |
|--------------------------------------|---------------------------------|------------------------|------------------------|------------------------|-------------------------|---|---|---|------------------------------|--|----------------------------|------------------------|---------|
|                                      | Gross enrolment ratio           |                        |                        |                        | Youth unemployment rate | Population with at least some secondary education | Total unemployment rate                   | Share of employment in nonagriculture, female | Share of seats in parliament | Time spent on unpaid domestic chores and care work | Older age                  |                        |         |
|                                      | (female to male ratio)          |                        |                        |                        |                         |   |   |   |                              |  | Old-age pension recipients |                        |         |
|                                      | Sex ratio at birth <sup>a</sup> |                        |                        |                        |                         |   |   |   |                              | Women ages 15 and older                            |                            |                        |         |
| (male to female births)              | Pre-primary                     | Primary                | Secondary              | (female to male ratio) | (female to male ratio)  | (female to male ratio)                            | (% of total employment in nonagriculture) | (% held by women)                             | (% of 24-hour day)           | (female to male ratio)                             | (female to male ratio)     |                        |         |
| 2015–2020 <sup>b</sup>               | 2012–2017 <sup>c</sup>          | 2012–2017 <sup>c</sup> | 2012–2017 <sup>c</sup> | 2017                   | 2010–2017 <sup>c</sup>  | 2017  | 2017                                      | 2017  | 2017                         | 2007–2017 <sup>c</sup>                             | 2007–2017 <sup>c</sup>     | 2008–2015 <sup>e</sup> |         |
| 106 Belize                           | 1.03                            | 1.00                   | 0.95                   | 1.01                   | 1.60                    | 1.01  | 3.25                                      | 43.3  | 11.1                         | ..   | ..                         | ..                     |         |
| 106 Marshall Islands                 | ..                              | 0.93                   | 1.02                   | 1.10                   | ..                      | 0.99  | ..  | ..  | 9.1                          | ..   | ..                         | ..                     |         |
| 108 Libya                            | 1.06                            | ..                     | ..                     | ..                     | 1.21                    | 1.54  | 1.86                                      | 22.5  | 16.0                         | ..   | ..                         | ..                     |         |
| 108 Turkmenistan                     | 1.05                            | 0.97                   | 0.98                   | 0.96                   | 1.16                    | ..  | 1.16                                      | 40.6  | 25.8                         | ..   | ..                         | ..                     |         |
| 110 Gabon                            | 1.03                            | ..                     | ..                     | ..                     | 1.15                    | 1.32  | 1.90                                      | 24.0  | 17.4                         | ..   | ..                         | ..                     |         |
| 110 Paraguay                         | 1.05                            | 1.00                   | 0.97                   | 1.07                   | 1.27                    | 0.96  | 1.60                                      | 42.3  | 16.0                         | 14.5   | 3.4                        | 0.80                   |         |
| 112 Moldova (Republic of)            | 1.06                            | 0.99                   | 0.99                   | 1.01                   | 0.97                    | 0.98  | 0.52                                      | 52.2  | 22.8                         | 19.0 <sup>d</sup>                                  | 1.9 <sup>d</sup>           | ..                     |         |
| <b>MEDIUM HUMAN DEVELOPMENT</b>      |                                 |                        |                        |                        |                         |   |   |   |                              |  |                            |                        |         |
| 113 Philippines                      | 1.06                            | 0.99                   | 0.97                   | 1.09                   | 1.13                    | 1.06  | 1.11                                      | 44.9  | 29.1                         | ..   | ..                         | 0.55                   |         |
| 113 South Africa                     | 1.03                            | 1.00                   | 0.93                   | 0.99                   | 1.11                    | 0.96  | 1.20                                      | 44.1  | 41.0 <sup>i</sup>            | 15.6 <sup>d</sup>                                  | 2.4 <sup>d</sup>           | ..                     |         |
| 115 Egypt                            | 1.06                            | 0.98                   | 1.00                   | 0.98                   | 1.16                    | 0.82  | 2.98                                      | 16.4  | 14.9                         | 22.4 <sup>d</sup>                                  | 9.2 <sup>d</sup>           | ..                     |         |
| 116 Indonesia                        | 1.05                            | 0.89                   | 0.96                   | 1.04                   | 1.01                    | 0.84  | 0.87                                      | 39.4  | 19.8                         | ..   | ..                         | ..                     |         |
| 116 Viet Nam                         | 1.10                            | 0.96                   | 1.00                   | ..                     | 1.01                    | 0.85  | 0.86                                      | 46.9  | 26.7                         | ..   | ..                         | ..                     |         |
| 118 Bolivia (Plurinational State of) | 1.05                            | 0.99                   | 0.98                   | 0.98                   | 1.16                    | 0.85  | 1.46                                      | 41.0  | 51.8                         | ..   | ..                         | 1.00                   |         |
| 119 Palestine, State of              | 1.05                            | 1.00                   | 1.00                   | 1.10                   | 1.07                    | 0.94  | 1.15                                      | 19.1  | ..                           | 17.8 <sup>d</sup>                                  | 6.0 <sup>d</sup>           | ..                     |         |
| 120 Iraq                             | 1.07                            | ..                     | ..                     | ..                     | 1.20                    | 0.68  | 1.93                                      | 13.1  | 25.3                         | 24.1 <sup>d</sup>                                  | 5.8 <sup>d</sup>           | ..                     |         |
| 121 El Salvador                      | 1.05                            | 1.02                   | 0.96                   | 1.00                   | 1.02                    | 0.88  | 0.78                                      | 49.7  | 32.1                         | 22.7   | 2.9                        | 0.33                   |         |
| 122 Kyrgyzstan                       | 1.06                            | 1.02                   | 0.99                   | 1.00                   | 1.21                    | 1.00  | 1.40                                      | 38.7  | 19.2                         | 16.8 <sup>f</sup>                                  | 1.8 <sup>f</sup>           | 1.00                   |         |
| 123 Morocco                          | 1.06                            | 0.84                   | 0.95                   | 0.85                   | 0.98                    | 0.80  | 1.11                                      | 17.8  | 18.4                         | 20.8   | 7.0                        | ..                     |         |
| 124 Nicaragua                        | 1.05                            | ..                     | ..                     | ..                     | 1.27                    | 1.04  | 1.33                                      | 50.1  | 45.7                         | ..   | ..                         | 0.38                   |         |
| 125 Cabo Verde                       | 1.03                            | 1.03                   | 0.93                   | 1.10                   | 1.11                    | ..  | 1.15                                      | 31.3  | 20.8 <sup>j</sup>            | ..   | ..                         | ..                     |         |
| 125 Guyana                           | 1.05                            | 1.02                   | 1.02                   | 1.04                   | 1.24                    | 1.28  | 1.77                                      | 37.0  | 31.9                         | ..   | ..                         | 1.00                   |         |
| 127 Guatemala                        | 1.05                            | 1.02                   | 0.97                   | 0.95                   | 1.32                    | 1.03  | 1.73                                      | 43.1  | 12.7                         | 17.8   | 7.5                        | ..                     |         |
| 127 Tajikistan                       | 1.07                            | 0.86                   | 0.99                   | 0.90                   | 1.10                    | 1.14  | 1.11                                      | 24.4  | 20.0                         | ..   | ..                         | ..                     |         |
| 129 Namibia                          | 1.03                            | 1.03                   | 0.96                   | ..                     | 1.18                    | 0.97  | 1.14                                      | 49.8  | 36.3                         | ..   | ..                         | ..                     |         |
| 130 India                            | 1.11                            | 0.94                   | 1.17                   | 1.02                   | 1.02                    | 0.61  | 1.27                                      | 18.6  | 11.6                         | ..   | ..                         | ..                     |         |
| 131 Micronesia (Federated States of) | 1.06                            | 0.92                   | 1.00                   | ..                     | ..                      | ..  | ..  | ..  | 0.0                          | ..   | ..                         | ..                     |         |
| 132 Timor-Leste                      | 1.05                            | 1.01                   | 0.98                   | 1.07                   | 1.40                    | ..  | 1.55                                      | 30.1  | 32.3                         | ..   | ..                         | 1.13                   |         |
| 133 Honduras                         | 1.05                            | 1.03                   | 0.99                   | 1.16                   | 1.39                    | 1.10  | 1.38                                      | 48.1  | 25.8 <sup>g</sup>            | 17.3   | 4.0                        | ..                     |         |
| 134 Bhutan                           | 1.04                            | 1.07                   | 1.01                   | 1.10                   | 1.23                    | 0.43  | 1.74                                      | 32.1  | 8.3                          | 15.0   | 2.5                        | ..                     |         |
| 134 Kiribati                         | 1.06                            | ..                     | 1.03                   | ..                     | ..                      | ..  | ..  | ..  | 6.5                          | ..   | ..                         | ..                     |         |
| 136 Bangladesh                       | 1.05                            | 1.04                   | 1.06                   | 1.10                   | 1.11                    | 0.91  | 2.12                                      | 18.4  | 20.3                         | ..   | ..                         | ..                     |         |
| 137 Congo                            | 1.03                            | 0.99                   | 1.07                   | 0.87                   | 0.98                    | 0.92  | 1.14                                      | 47.3  | 14.0                         | ..   | ..                         | 0.11                   |         |
| 138 Vanuatu                          | 1.07                            | 0.97                   | 0.98                   | 1.06                   | 1.05                    | ..  | 1.30                                      | 41.5  | 0.0                          | ..   | ..                         | ..                     |         |
| 139 Lao People's Democratic Republic | 1.05                            | 1.04                   | 0.96                   | 0.93                   | 0.94                    | 0.74  | 0.86                                      | 47.3  | 27.5                         | 10.4 <sup>d</sup>                                  | 4.2 <sup>d</sup>           | ..                     |         |
| 140 Ghana                            | 1.05                            | 1.02                   | 1.01                   | 0.97                   | 1.09                    | 0.78  | 1.18                                      | 52.7  | 12.7                         | 14.4 <sup>d</sup>                                  | 4.1 <sup>d</sup>           | ..                     |         |
| 141 Equatorial Guinea                | 1.03                            | 1.02                   | 0.99                   | ..                     | 1.01                    | ..  | 1.09                                      | 30.3  | 19.7 <sup>g</sup>            | ..   | ..                         | ..                     |         |
| 142 Kenya                            | 1.03                            | 0.98                   | 1.00                   | ..                     | 1.30                    | 0.80  | 1.94                                      | 39.5  | 23.3                         | ..   | ..                         | ..                     |         |
| 143 Sao Tome and Principe            | 1.03                            | 1.09                   | 0.96                   | 1.15                   | 1.06                    | 0.69  | 1.25                                      | 38.8  | 18.2                         | ..   | ..                         | ..                     |         |
| 144 Eswatini (Kingdom of)            | 1.03                            | ..                     | 0.91                   | 0.99                   | 0.99                    | 0.92  | 1.04                                      | 29.3  | 14.7                         | ..   | ..                         | ..                     |         |
| 144 Zambia                           | 1.03                            | ..                     | 1.01                   | ..                     | 1.03                    | 0.75  | 1.15                                      | 37.8  | 18.0                         | ..   | ..                         | ..                     |         |
| 146 Cambodia                         | 1.05                            | 1.06                   | 0.97                   | ..                     | 0.80                    | 0.54  | 1.00                                      | 50.3  | 18.5                         | ..   | ..                         | ..                     |         |
| 147 Angola                           | 1.03                            | ..                     | ..                     | ..                     | 1.02                    | ..  | 1.13                                      | 42.8  | 30.5                         | ..   | ..                         | ..                     |         |
| 148 Myanmar                          | 1.03                            | 1.04                   | 0.97                   | 1.10                   | 1.13                    | 1.29  | 1.29                                      | 42.0  | 10.2                         | ..   | ..                         | ..                     |         |
| 149 Nepal                            | 1.07                            | 0.94                   | 1.06                   | 1.11                   | 0.74                    | 0.63  | 0.72                                      | 31.6  | 29.6                         | ..   | ..                         | ..                     |         |
| 150 Pakistan                         | 1.09                            | 0.86                   | 0.85                   | 0.81                   | 1.15                    | 0.57  | 2.19                                      | 10.2  | 20.0                         | 19.9 <sup>d</sup>                                  | 11.0 <sup>d</sup>          | ..                     |         |
| 151 Cameroon                         | 1.03                            | 1.02                   | 0.90                   | 0.86                   | 1.19                    | 0.83  | 1.49                                      | 42.5  | 27.1                         | 14.6 <sup>d</sup>                                  | 3.1 <sup>d</sup>           | 0.29                   |         |
| <b>LOW HUMAN DEVELOPMENT</b>         |                                 |                        |                        |                        |                         |   |   |   |                              |  |                            |                        |         |
| 152 Solomon Islands                  | 1.07                            | 1.00                   | 0.99                   | 0.95                   | 1.07                    | ..  | 1.10                                      | 40.0  | 2.0                          | ..   | ..                         | ..                     |         |
| 153 Papua New Guinea                 | 1.08                            | ..                     | 0.90                   | 0.75                   | 0.83                    | 0.64  | 0.47                                      | 52.7  | 0.0                          | ..   | ..                         | ..                     |         |
| 154 Tanzania (United Republic of)    | 1.03                            | 1.02                   | 1.03                   | 0.92                   | 1.22                    | 0.70  | 1.65                                      | 44.1  | 37.2                         | 16.5 <sup>k</sup>                                  | 3.9 <sup>k</sup>           | ..                     |         |
| 155 Syrian Arab Republic             | 1.05                            | 0.96                   | 0.97                   | 1.00                   | 1.29                    | 0.87  | 3.82                                      | 10.1  | 13.2                         | ..   | ..                         | ..                     |         |
| 156 Zimbabwe                         | 1.02                            | 1.02                   | 0.98                   | 0.98                   | 0.84                    | 0.84  | 0.61                                      | 42.8  | 36.2                         | ..   | ..                         | ..                     |         |
| 157 Nigeria                          | 1.06                            | ..                     | 0.97                   | 0.91                   | 1.13                    | ..  | 0.82                                      | 53.2  | 5.8                          | ..   | ..                         | ..                     |         |
| 158 Rwanda                           | 1.02                            | 1.03                   | 1.00                   | 1.10                   | 1.40                    | 0.74  | 1.17                                      | 35.8  | 55.7                         | ..   | ..                         | ..                     |         |
| 159 Lesotho                          | 1.03                            | 1.05                   | 0.97                   | 1.35                   | 1.12                    | 1.31  | 1.21                                      | 47.8  | 22.7                         | ..   | ..                         | ..                     |         |
| 159 Mauritania                       | 1.05                            | 1.26                   | 1.06                   | 0.97                   | 1.08                    | 0.50  | 1.23                                      | 20.4  | 25.2                         | ..   | ..                         | ..                     |         |

| HDI rank  | Childhood and youth     |                        |                        |             |                         | Adulthood   |                         |   |                              |  | Older age                  |                        |
|---|-------------------------|------------------------|------------------------|-------------|-------------------------|---|-------------------------|---|------------------------------|--|----------------------------|------------------------|
|   | Gross enrolment ratio   |                        |                        |             | Youth unemployment rate | Population with at least some secondary education | Total unemployment rate | Share of employment in nonagriculture, female | Share of seats in parliament | Time spent on unpaid domestic chores and care work | Old-age pension recipients |                        |
|   | (female to male ratio)  |                        |                        |             |                         |   |                         |   |                              |  |                            |                        |
|   | (male to female births) | Pre-primary            | Primary                | Secondary   | (female to male ratio)  | (female to male ratio)                            | (female to male ratio)  | (% of total employment in nonagriculture)     | (% held by women)            | (% of 24-hour day)                                 | (female to male ratio)     | (female to male ratio) |
| 2015–2020 <sup>b</sup>  | 2012–2017 <sup>c</sup>  | 2012–2017 <sup>c</sup> | 2012–2017 <sup>c</sup> | 2017        | 2010–2017 <sup>c</sup>  | 2017  | 2017                    | 2017  | 2007–2017 <sup>c</sup>       | 2007–2017 <sup>c</sup>                             | 2008–2015 <sup>f</sup>     |                        |
| 161 Madagascar  | 1.03                    | 1.09                   | 1.00                   | 0.99        | 1.00                    | ..  | 1.12                    | 53.4  | 19.6                         | ..   | ..                         | ..                     |
| 162 Uganda  | 1.03                    | 1.04                   | 1.03                   | ..          | 1.32                    | 0.82  | 1.87                    | 39.3  | 34.3                         | ..   | ..                         | ..                     |
| 163 Benin   | 1.04                    | 1.03                   | 0.93                   | 0.71        | 1.11                    | 0.56  | 1.17                    | 55.7  | 7.2                          | ..   | ..                         | ..                     |
| 164 Senegal   | 1.04                    | 1.13                   | 1.12                   | 1.01        | 1.06                    | 0.55  | 1.06                    | 36.0  | 41.8                         | ..   | ..                         | ..                     |
| 165 Comoros   | 1.05                    | 1.07                   | 0.93                   | 1.07        | 0.88                    | ..  | 1.15                    | 35.2  | 6.1                          | ..   | ..                         | ..                     |
| 165 Togo  | 1.02                    | 1.03                   | 0.95                   | ..          | 0.82                    | 0.50  | 0.76                    | 52.9  | 17.6                         | ..   | ..                         | ..                     |
| 167 Sudan   | 1.04                    | 0.94                   | 0.92                   | 0.99        | 1.12                    | 0.76  | 1.71                    | 27.7  | 31.0                         | ..   | ..                         | ..                     |
| 168 Afghanistan   | 1.06                    | ..                     | 0.68                   | 0.57        | 1.05                    | 0.31  | 1.59                    | 11.6  | 27.4                         | ..   | ..                         | ..                     |
| 168 Haiti   | 1.05                    | ..                     | ..                     | ..          | 1.18                    | 0.67  | 1.29                    | 58.5  | 2.7                          | ..   | ..                         | ..                     |
| 170 Côte d'Ivoire   | 1.03                    | 1.01                   | 0.89                   | 0.73        | 1.32                    | 0.52  | 1.57                    | 46.9  | 9.2 <sup>1</sup>             | ..   | ..                         | ..                     |
| 171 Malawi  | 1.03                    | 1.01                   | 1.03                   | 0.89        | 1.08                    | 0.66  | 1.37                    | 32.2  | 16.7                         | ..   | ..                         | ..                     |
| 172 Djibouti  | 1.04                    | 0.99                   | 0.89                   | 0.83        | 1.06                    | ..  | 1.29                    | 43.2  | 10.8                         | ..   | ..                         | ..                     |
| 173 Ethiopia  | 1.04                    | 0.95                   | 0.91                   | 0.96        | 1.45                    | 0.52  | 2.42                    | 59.0  | 37.3                         | 19.3 <sup>d</sup>                                  | 2.9 <sup>d</sup>           | ..                     |
| 174 Gambia  | 1.03                    | 1.07                   | 1.08                   | ..          | 1.40                    | 0.69  | 1.84                    | 39.0  | 10.3                         | ..   | ..                         | ..                     |
| 175 Guinea  | 1.02                    | ..                     | 0.85                   | 0.66        | 0.82                    | ..  | 0.64                    | 43.8  | 21.9                         | ..   | ..                         | ..                     |
| 176 Congo (Democratic Republic of the)                        | 1.03                    | 1.07                   | 0.99                   | 0.64        | 1.11                    | 0.56  | 1.39                    | 35.8  | 8.2                          | ..   | ..                         | ..                     |
| 177 Guinea-Bissau   | 1.03                    | ..                     | ..                     | ..          | 1.06                    | ..  | 1.20                    | 29.8  | 13.7                         | ..   | ..                         | ..                     |
| 178 Yemen   | 1.05                    | 0.90                   | 0.87                   | 0.73        | 1.05                    | 0.54  | 2.16                    | 4.2   | 0.5                          | ..   | ..                         | ..                     |
| 179 Eritrea   | 1.05                    | 0.98                   | 0.86                   | 0.85        | 1.06                    | ..  | 1.17                    | 28.9  | 22.0                         | ..   | ..                         | ..                     |
| 180 Mozambique  | 1.03                    | ..                     | 0.92                   | 0.92        | 0.98                    | 0.59  | 1.18                    | 30.5  | 39.6                         | ..   | ..                         | 0.80                   |
| 181 Liberia   | 1.05                    | 0.97                   | 0.90                   | 0.78        | 1.27                    | 0.47  | 1.00                    | 49.0  | 9.9                          | 6.3  | 2.4                        | ..                     |
| 182 Mali  | 1.05                    | 1.05                   | 0.88                   | 0.74        | 1.07                    | 0.45  | 1.19                    | 43.6  | 8.8                          | ..   | ..                         | 0.11                   |
| 183 Burkina Faso  | 1.05                    | 1.00                   | 0.98                   | 0.95        | 1.56                    | 0.52  | 2.22                    | 48.3  | 11.0                         | ..   | ..                         | 0.13                   |
| 184 Sierra Leone  | 1.02                    | 1.12                   | 1.01                   | 0.91        | 0.65                    | 0.59  | 0.70                    | 51.9  | 12.4                         | ..   | ..                         | ..                     |
| 185 Burundi   | 1.03                    | 1.02                   | 1.01                   | 0.97        | 0.69                    | 0.72  | 0.55                    | 21.7  | 37.8                         | ..   | ..                         | 0.29                   |
| 186 Chad  | 1.03                    | 0.94                   | 0.78                   | 0.46        | 1.10                    | 0.17  | 1.40                    | 27.0  | 12.8                         | ..   | ..                         | ..                     |
| 187 South Sudan   | 1.04                    | 0.95                   | 0.71                   | 0.54        | 0.93                    | ..  | 1.24                    | 52.8  | 26.6                         | ..   | ..                         | ..                     |
| 188 Central African Republic                                  | 1.03                    | ..                     | 0.76                   | 0.64        | 1.06                    | 0.43  | 1.24                    | 29.8  | 8.6                          | ..   | ..                         | ..                     |
| 189 Niger   | 1.05                    | 1.03                   | 0.86                   | 0.73        | 0.63                    | 0.48  | 0.50                    | 50.6  | 17.0                         | ..   | ..                         | ..                     |
| <b>OTHER COUNTRIES OR TERRITORIES</b>                         |                         |                        |                        |             |                         |   |                         |   |                              |  |                            |                        |
| .. Korea (Democratic People's Rep. of)                        | 1.05                    | 1.01                   | ..                     | 1.01        | 0.89                    | ..  | 0.73                    | 43.4  | 16.3                         | ..   | ..                         | ..                     |
| .. Monaco   | ..                      | ..                     | ..                     | ..          | ..                      | ..  | ..                      | ..  | 20.8                         | ..   | ..                         | ..                     |
| .. Nauru  | ..                      | 1.05                   | 1.03                   | 1.03        | ..                      | ..  | ..                      | ..  | 10.5                         | ..   | ..                         | ..                     |
| .. San Marino   | ..                      | 1.02                   | 0.99                   | 1.03        | ..                      | ..  | ..                      | ..  | 26.7                         | ..   | ..                         | ..                     |
| .. Somalia  | 1.03                    | ..                     | ..                     | ..          | 1.03                    | ..  | 1.16                    | 12.1  | 24.3                         | ..   | ..                         | ..                     |
| .. Tuvalu   | ..                      | 0.99                   | 0.99                   | 1.27        | ..                      | ..  | ..                      | ..  | 6.7                          | ..   | ..                         | ..                     |
| <b>Human development groups</b>                               |                         |                        |                        |             |                         |   |                         |   |                              |  |                            |                        |
| Very high human development                                   | 1.05                    | 0.99                   | 1.00                   | 1.00        | 1.01                    | 0.99  | 1.09                    | 44.8  | 26.7                         | —  | —                          | ..                     |
| High human development  | 1.10                    | 1.00                   | 1.00                   | 1.02        | 1.05                    | 0.92  | 1.15                    | 41.4  | 22.3                         | —  | —                          | ..                     |
| Medium human development                                      | 1.08                    | 0.96                   | 1.06                   | 1.01        | 1.07                    | 0.72  | 1.44                    | 27.0  | 21.8                         | —  | —                          | ..                     |
| Low human development   | 1.04                    | 1.00                   | 0.94                   | 0.84        | 1.10                    | 0.60  | 1.42                    | 45.1  | 21.7                         | —  | —                          | ..                     |
| <b>Developing countries</b>                                   |                         |                        |                        |             |                         |   |                         |   |                              |  |                            |                        |
|   | 1.07                    | 0.97                   | 1.01                   | 0.99        | 1.07                    | 0.83  | 1.31                    | 36.2  | 21.9                         | —  | —                          | ..                     |
| <b>Regions</b>  |                         |                        |                        |             |                         |   |                         |   |                              |  |                            |                        |
| Arab States   | 1.05                    | 0.96                   | 0.96                   | 0.93        | 1.15                    | 0.83  | 2.37                    | 16.6  | 18.0                         | —  | —                          | ..                     |
| East Asia and the Pacific                                     | 1.11                    | 0.98                   | 0.99                   | 1.02        | 0.96                    | 0.90  | 0.85                    | 42.5  | 19.8                         | —  | —                          | ..                     |
| Europe and Central Asia                                       | 1.06                    | 0.97                   | 1.00                   | 0.98        | 1.08                    | 0.91  | 1.15                    | 39.8  | 20.7                         | —  | —                          | ..                     |
| Latin America and the Caribbean                               | 1.05                    | 1.01                   | 0.98                   | 1.05        | 1.15                    | 1.01  | 1.35                    | 43.5  | 28.8                         | —  | —                          | ..                     |
| South Asia  | 1.10                    | 0.94                   | 1.09                   | 1.00        | 1.05                    | 0.66  | 1.53                    | 17.9  | 17.5                         | —  | —                          | ..                     |
| Sub-Saharan Africa  | 1.04                    | 1.00                   | 0.96                   | 0.87        | 1.11                    | 0.73  | 1.25                    | 47.1  | 23.5                         | —  | —                          | ..                     |
| <b>Least developed countries</b>                              |                         |                        |                        |             |                         |   |                         |   |                              |  |                            |                        |
|   | 1.04                    | 1.00                   | 0.96                   | 0.92        | 1.08                    | 0.73  | 1.56                    | 36.5  | 22.4                         | —  | —                          | ..                     |
| <b>Small island developing states</b>                         |                         |                        |                        |             |                         |   |                         |   |                              |  |                            |                        |
|   | 1.06                    | ..                     | 0.94                   | 1.02        | 1.18                    | 0.97  | 1.44                    | 46.6  | 23.4                         | —  | —                          | ..                     |
| <b>Organisation for Economic Co-operation and Development</b> |                         |                        |                        |             |                         |   |                         |   |                              |  |                            |                        |
|   | 1.05                    | 0.99                   | 1.00                   | 1.01        | 0.99                    | 0.97  | 1.07                    | 44.6  | 28.9                         | —  | —                          | 0.99                   |
| <b>World</b>  | <b>1.07</b>             | <b>0.98</b>            | <b>1.01</b>            | <b>0.99</b> | <b>1.05</b>             | <b>0.88</b>                                       | <b>1.24</b>             | <b>38.6</b>                                   | <b>23.5</b>                  | —  | —                          | ..                     |

## NOTES

Three-colour coding is used to visualize partial grouping of countries and aggregates by indicator. For each indicator countries are divided into three groups of approximately equal size (terciles): the top third, the middle third and the bottom third. Aggregates are colour coded using the same tercile cutoffs. Sex ratio at birth is an exception—countries are divided into two groups: the natural group (countries with a value of 1.04–1.07, inclusive), which uses darker shading, and the gender-biased group (all others), which uses lighter shading. See *Technical note 6* at [http://hdr.undp.org/sites/default/files/hdr2018\\_technical\\_notes.pdf](http://hdr.undp.org/sites/default/files/hdr2018_technical_notes.pdf) for details about partial grouping in this table.

- a** The natural sex ratio at birth is commonly assumed and empirically confirmed to be 1.05 male births to 1 female birth.
- b** Data are annual average of projections for 2015–2020 based on the medium-fertility variant.
- c** Data refer to the most recent year available during the period specified.
- d** Refers to the population ages 10 and older.
- e** Refers to the population ages 20–74.
- f** Refers to the population ages 12 and older.
- g** Refers to 2016.
- h** Refers to the population ages 6 and older.
- i** Excludes the 36 special rotating delegates appointed on an ad hoc basis.
- j** Refers to 2013.

**k** Refers to the population ages 5 and older.

**l** Refers to 2015.

## DEFINITIONS

**Sex ratio at birth:** Number of male births per female birth.

**Gross enrolment ratio, female to male ratio:** Total enrolment in a given level of education (pre-primary, primary or secondary), regardless of age, expressed as a ratio of the official school-age female population to the official school-age male population for the same level of education.

**Youth unemployment rate, female to male ratio:** Ratio of the percentage of the female labour force population ages 15–24 that is not in paid employment or self-employed but is available for work and is actively seeking paid employment or self-employment to the percentage of the male labour force population ages 15–24 that is not in paid employment or self-employed but is available for work and is actively seeking paid employment or self-employment.

**Population with at least some secondary education, female to male ratio:** Ratio of the percentage of the female population ages 25 and older that has reached (but not necessarily completed) a secondary level of education to the percentage of the male population ages 25 and older with the same level of education achievement.

**Total unemployment rate, female to male ratio:**

Ratio of the percentage of the female labour force population ages 15 and older that is not in paid employment or self-employed but is available for work and is actively seeking paid employment or self-employment to the percentage of the male labour force population ages 15 and older that is not in paid employment or self-employed but is available for work and is actively seeking paid employment or self-employment.

**Share of employment in nonagriculture, female:** Share of women in employment in the nonagricultural sector, which comprises industry and services activities.

**Share of seats in parliament:** Proportion of seats held by women in the national parliament, expressed as a percentage of total seats. For countries with a bicameral legislative system, the share of seats is calculated based on both houses.

**Time spent on unpaid domestic chores and care work:** The average daily number of hours spent on unpaid domestic and care work, expressed as a percentage of a 24-hour day. Unpaid domestic and care work refers to activities related to the provision of services for own final use by household members or by family members living in other households.

**Old-age pension recipients, female to male ratio:** Ratio of the percentage of women above

the statutory pensionable age receiving an old-age pension (contributory, noncontributory or both) to the percentage of men above the statutory pensionable age receiving an old-age pension (contributory, noncontributory or both).

## MAIN DATA SOURCES

**Column 1:** UNDESA (2017a).

**Columns 2–4:** UNESCO Institute for Statistics (2018).

**Columns 5 and 7:** HDRO calculations based on ILO (2018a).

**Column 6:** HDRO calculations based on UNESCO Institute for Statistics (2018) and Barro and Lee (2016).

**Column 8:** ILO (2018a).

**Column 9:** IPU (2018).

**Column 10:** United Nations Statistics Division (2018a).

**Column 11:** HDRO calculations based on United Nations Statistics Division (2018a).

**Column 12:** HDRO calculations based on ILO (2018b).

# Women's empowerment

## Country groupings (terciles)

Top third      Middle third      Bottom third

Three-colour coding is used to visualize partial grouping of countries by indicator. For each indicator countries are divided into three groups of approximately equal size (terciles): the top third, the middle third and the bottom third. Aggregates are colour coded using the same tercile cutoffs. See *Notes* after the table.

| HDI rank                           | SDG 3.1    SDG 3.1    SDG 3.7    SDG 3.7, 5.6    SDG 5.6<br>Reproductive health and family planning |   |                                  |                                     |   | SDG 5.3    SDG 5.2    SDG 5.2<br>Violence against girls and women |  |  | SDG 5.5    SDG 1.3<br>Socioeconomic empowerment |   |  |   |                                |                     |
|------------------------------------|---|---|----------------------------------|-------------------------------------|---|---|--|--|---|---|--|---|--------------------------------|---------------------|
|                                    | Antenatal care coverage, at least one visit   | Proportion of births attended by skilled health personnel | Maternal mortality ratio         | Adolescent birth rate               | Contraceptive prevalence, any method                              | Unmet need for family planning                                    | Child marriage                             | Violence against women ever experienced <sup>a</sup> |   | Share of female graduates graduating in science, mathematics, engineering, manufacturing and construction at tertiary level | Female share of employment in senior and middle management | Women with account at financial institution or with mobile money-service provider | Mandatory paid maternity leave |                     |
|                                    |   |   |                                  |                                     |   |   |  | Women married by age 18                              | Intimate partner                                |   |  |   |                                | Nonintimate partner |
|                                    | (%)   | (%)   | (deaths per 100,000 live births) | (births per 1,000 women ages 15–19) | (% of married or in-union women of reproductive age, 15–49 years) | (% of women ages 20–24 who are married or in union)               | (% of female population ages 15 and older) | (%)  | (%)   | (%)   | (%)  | (% of female population ages 15 and older)  | (days)                         |                     |
|                                    | 2007–2017 <sup>b</sup>  | 2012–2017 <sup>b</sup>                                    | 2015                             | 2015–2020 <sup>c</sup>              | 2007–2017 <sup>b</sup>  | 2007–2017 <sup>b</sup>  | 2003–2017 <sup>b</sup>                     | 2005–2018 <sup>b</sup>                               | 2005–2018 <sup>b</sup>                          | 2007–2017 <sup>b</sup>  | 2009–2017 <sup>b</sup>                                     | 2017  | 2017                           |                     |
| <b>VERY HIGH HUMAN DEVELOPMENT</b> |   |   |                                  |                                     |   |   |  |  |   |   |  |   |                                |                     |
| 1                                  | Norway  | ..  | 99.1                             | 5                                   | 5.6   | ..  | ..   | ..   | 27.0  | ..  | 10.4   | 35.4  | 100.0                          | ..                  |
| 2                                  | Switzerland   | ..  | ..                               | 5                                   | 3.0   | 72.9  | ..   | ..   | ..  | ..  | 11.4   | 34.0  | 98.9                           | 98                  |
| 3                                  | Australia   | 98.3  | 99.7                             | 6                                   | 12.9  | 66.9  | ..   | ..   | 16.9  | ..  | 9.7  | 32.6  | 99.2                           | 0 <sup>d</sup>      |
| 4                                  | Ireland   | ..  | 99.7                             | 8                                   | 9.7   | ..  | ..   | ..   | 15.0  | 5.0   | 13.7   | 31.1  | 95.3                           | 182                 |
| 5                                  | Germany   | ..  | 98.7                             | 6                                   | 6.5   | 68.7  | ..   | ..   | 22.0  | 7.0   | ..   | 28.1  | 99.2                           | 98                  |
| 6                                  | Iceland   | ..  | 97.9                             | 3                                   | 6.8   | ..  | ..   | ..   | 22.4  | ..  | 10.3   | 34.8  | ..                             | 90                  |
| 7                                  | Hong Kong, China (SAR)  | ..  | ..                               | ..                                  | 2.7   | 74.8  | ..   | ..   | ..  | ..  | ..   | ..  | 94.7                           | 70                  |
| 7                                  | Sweden  | ..  | ..                               | 4                                   | 5.2   | ..  | ..   | ..   | 28.0  | 12.0  | 14.2   | 39.5  | 100.0                          | 0                   |
| 9                                  | Singapore   | ..  | 99.6                             | 10                                  | 3.7   | ..  | ..   | ..   | 6.1   | ..  | ..   | ..  | 96.3                           | 105                 |
| 10                                 | Netherlands   | ..  | ..                               | 7                                   | 4.0   | 73.0  | ..   | ..   | 25.0  | 12.0  | 6.3  | 24.5  | 99.8                           | 112                 |
| 11                                 | Denmark   | ..  | 94.4                             | 6                                   | 4.1   | ..  | ..   | ..   | 32.0  | 11.0  | 12.2   | 28.6  | 100.0                          | 126                 |
| 12                                 | Canada  | 100.0   | 97.9                             | 7                                   | 9.4   | ..  | ..   | ..   | ..  | ..  | ..   | ..  | 99.9                           | 105                 |
| 13                                 | United States   | ..  | 99.1                             | 14                                  | 18.8  | 72.7  | 9.0  | ..   | ..  | ..  | 9.9  | ..  | 92.7                           | ..                  |
| 14                                 | United Kingdom  | ..  | ..                               | 9                                   | 12.5  | 84.0  | ..   | ..   | 29.0  | 7.0   | 17.4   | 33.8  | 96.1                           | 42                  |
| 15                                 | Finland   | ..  | 99.9                             | 3                                   | 6.8   | 85.5  | ..   | ..   | 30.0  | 11.0  | 13.5   | 34.1  | 99.6                           | 147                 |
| 16                                 | New Zealand   | ..  | 96.3                             | 11                                  | 20.0  | ..  | ..   | ..   | ..  | ..  | 12.5   | ..  | 99.3                           | 112 <sup>e</sup>    |
| 17                                 | Belgium   | ..  | ..                               | 7                                   | 4.9   | 66.8  | ..   | ..   | 24.0  | 8.0   | 7.7  | 32.0  | 98.8                           | 105                 |
| 17                                 | Liechtenstein   | ..  | ..                               | ..                                  | ..  | ..  | ..   | ..   | ..  | ..  | ..   | ..  | ..                             | ..                  |
| 19                                 | Japan   | ..  | 99.9                             | 5                                   | 4.1   | 39.8  | ..   | ..   | ..  | ..  | ..   | ..  | 98.1                           | 98                  |
| 20                                 | Austria   | ..  | 98.4                             | 4                                   | 6.9   | 65.7  | ..   | ..   | 13.0  | 4.0   | 14.3   | 29.5  | 98.4                           | 112                 |
| 21                                 | Luxembourg  | ..  | ..                               | 10                                  | 5.2   | ..  | ..   | ..   | 22.0  | 8.0   | 5.3  | 14.9  | 98.2                           | 112                 |
| 22                                 | Israel  | ..  | ..                               | 5                                   | 9.2   | ..  | ..   | ..   | ..  | ..  | ..   | 34.3  | 93.7                           | 105                 |
| 22                                 | Korea (Republic of)   | ..  | 100.0                            | 11                                  | 1.6   | 79.6  | ..   | ..   | ..  | ..  | 15.4   | ..  | 94.7                           | 90                  |
| 24                                 | France  | ..  | 97.4                             | 8                                   | 8.6   | 78.4  | ..   | ..   | 26.0  | 9.0   | 14.1   | 31.1  | 91.3                           | 112                 |
| 25                                 | Slovenia  | ..  | 99.8                             | 9                                   | 4.2   | ..  | ..   | ..   | 13.0  | 4.0   | 14.0   | 41.8  | 96.9                           | 105                 |
| 26                                 | Spain   | ..  | ..                               | 5                                   | 8.6   | 70.9  | ..   | ..   | 13.0  | 3.0   | 12.7   | 30.3  | 91.6                           | 112                 |
| 27                                 | Czechia   | ..  | 99.8                             | 4                                   | 10.0  | 86.3  | 4.3  | ..   | 21.0  | 4.0   | 13.2   | 23.1  | 78.6                           | 196                 |
| 28                                 | Italy   | ..  | 99.9                             | 4                                   | 6.1   | 65.1  | ..   | ..   | 19.0  | 5.0   | 16.0   | 22.0  | 91.6                           | 150                 |
| 29                                 | Malta   | ..  | 99.8                             | 9                                   | 16.6  | ..  | ..   | ..   | 15.0  | 5.0   | 8.6  | 29.0  | 97.0                           | 126                 |
| 30                                 | Estonia   | ..  | 99.4                             | 9                                   | 12.6  | ..  | ..   | ..   | 20.0  | 9.0   | 16.3   | 31.6  | 98.4                           | 140                 |
| 31                                 | Greece  | ..  | ..                               | 3                                   | 7.2   | ..  | ..   | ..   | 19.0  | 1.0   | 19.5   | 24.7  | 84.5                           | 119                 |
| 32                                 | Cyprus  | 99.2  | 97.4                             | 7                                   | 4.6   | ..  | ..   | ..   | 15.0  | 2.0   | 10.4   | 27.0  | 90.0                           | 126                 |
| 33                                 | Poland  | ..  | 99.8                             | 3                                   | 12.7  | 50.6  | ..   | ..   | 13.0  | 2.0   | 15.3   | 38.1  | 88.0                           | 140                 |
| 34                                 | United Arab Emirates  | 100.0   | 99.9                             | 6                                   | 28.4  | ..  | ..   | ..   | ..  | ..  | 17.3   | ..  | 76.4                           | 45                  |
| 35                                 | Andorra   | ..  | ..                               | ..                                  | ..  | ..  | ..   | ..   | ..  | ..  | ..   | ..  | ..                             | ..                  |
| 35                                 | Lithuania   | ..  | 100.0                            | 10                                  | 10.7  | ..  | ..   | ..   | 24.0  | 5.0   | 11.4   | 38.8  | 81.0                           | 126                 |
| 37                                 | Qatar   | 90.8  | 99.9                             | 13                                  | 9.9   | 37.5  | 12.4                                       | 4  | ..  | ..  | 15.8   | ..  | 61.6 <sup>f</sup>              | 50                  |
| 38                                 | Slovakia  | ..  | 98.5                             | 6                                   | 22.0  | ..  | ..   | ..   | 23.0  | 4.0   | 12.0   | 34.3  | 83.1                           | 238                 |
| 39                                 | Brunei Darussalam   | 99.0  | 100.0                            | 23                                  | 10.3  | ..  | ..   | ..   | ..  | ..  | 23.6   | 32.5  | ..                             | 91                  |
| 39                                 | Saudi Arabia  | 97.0  | 98.0                             | 12                                  | 7.8   | 24.6  | ..   | ..   | ..  | ..  | 17.4   | ..  | 58.2                           | 70                  |
| 41                                 | Latvia  | ..  | 99.9                             | 18                                  | 13.5  | ..  | ..   | ..   | 32.0  | 7.0   | 10.0   | 46.3  | 92.5                           | 112                 |
| 41                                 | Portugal  | ..  | 98.8                             | 10                                  | 9.4   | 73.9  | ..   | ..   | 19.0  | 1.0   | 18.3   | 32.2  | 90.6                           | ..                  |
| 43                                 | Bahrain   | 100.0   | 99.7                             | 15                                  | 13.4  | ..  | ..   | ..   | ..  | ..  | 12.6   | ..  | 75.4                           | 60                  |
| 44                                 | Chile   | ..  | 99.7                             | 22                                  | 45.6  | 76.3  | ..   | ..   | ..  | ..  | 6.5  | ..  | 71.3                           | 126                 |
| 45                                 | Hungary   | ..  | 99.2                             | 17                                  | 19.7  | 61.6  | ..   | ..   | 21.0  | 3.0   | 11.7   | 37.7  | 72.2                           | 168                 |

**DASHBOARD 3 WOMEN'S EMPOWERMENT**

| HDI rank                                     | SDG 3.1, SDG 3.1, SDG 3.7, SDG 3.7, 5.6, SDG 5.6<br>Reproductive health and family planning |   |                                  |                                     |   |   |  | SDG 5.3, SDG 5.2, SDG 5.2<br>Violence against girls and women |                        |   | SDG 5.5, SDG 1.3<br>Socioeconomic empowerment              |   |                                |                     |
|--|---|---|----------------------------------|-------------------------------------|---|---|--|---|------------------------|---|--|---|--------------------------------|---------------------|
|  | Antenatal care coverage, at least one visit   | Proportion of births attended by skilled health personnel | Maternal mortality ratio         | Adolescent birth rate               | Contraceptive prevalence, any method                              | Unmet need for family planning                      | Child marriage                             | Violence against women ever experienced <sup>a</sup>          |                        | Share of female graduates graduating in science, mathematics, engineering, manufacturing and construction at tertiary level | Female share of employment in senior and middle management | Women with account at financial institution or with mobile money-service provider | Mandatory paid maternity leave |                     |
|  |   |   |                                  |                                     |   |   |  | Women married by age 18                                       | Intimate partner       |   |  |   |                                | Nonintimate partner |
|  | (%)   | (%)   | (deaths per 100,000 live births) | (births per 1,000 women ages 15–19) | (% of married or in-union women of reproductive age, 15–49 years) | (% of women ages 20–24 who are married or in union) | (% of female population ages 15 and older) | (%)   | (%)                    | (% of female population ages 15 and older)  | (days)   |   |                                |                     |
| 2007–2017 <sup>b</sup>                       | 2012–2017 <sup>b</sup>  | 2015  | 2015–2020 <sup>c</sup>           | 2007–2017 <sup>b</sup>              | 2007–2017 <sup>b</sup>  | 2003–2017 <sup>b</sup>                              | 2005–2018 <sup>b</sup>                     | 2005–2018 <sup>b</sup>  | 2007–2017 <sup>b</sup> | 2009–2017 <sup>b</sup>  | 2017   | 2017  |                                |                     |
| 46 Croatia                                   | ..  | 99.9  | 8                                | 8.9                                 | ..  | ..  | ..   | 13.0  | 3.0                    | 16.0  | 29.5   | 82.7  | 208                            |                     |
| 47 Argentina                                 | 98.1  | 99.6  | 52                               | 62.8                                | 81.3  | ..  | ..   | ..  | ..                     | 9.1   | 39.8   | 50.8  | 90                             |                     |
| 48 Oman                                      | 98.6  | 99.1  | 17                               | 7.1                                 | 29.7  | 17.8  | ..   | ..  | ..                     | 39.8  | ..   | 63.5 <sup>d</sup>   | 50                             |                     |
| 49 Russian Federation                        | ..  | 99.7  | 25                               | 21.6                                | 68.0  | 8.0   | ..   | ..  | ..                     | ..  | 48.5   | 76.1  | 140                            |                     |
| 50 Montenegro                                | 91.7  | 99.0  | 7                                | 11.8                                | 23.3  | 21.8  | 5  | ..  | ..                     | ..  | ..   | 67.6  | 45                             |                     |
| 51 Bulgaria                                  | ..  | 99.8  | 11                               | 39.5                                | 69.2  | ..  | ..   | 23.0  | 6.0                    | 12.3  | 39.3   | 73.6  | 410                            |                     |
| 52 Romania                                   | 76.3  | 95.2  | 31                               | 33.1                                | ..  | ..  | ..   | 24.0  | 2.0                    | 20.3  | 32.4   | 53.6  | 126                            |                     |
| 53 Belarus                                   | 99.7  | 99.8  | 4                                | 17.2                                | 63.1  | 7.0   | 3  | ..  | ..                     | 15.5  | 47.0   | 81.3  | 126                            |                     |
| 54 Bahamas                                   | 98.0  | 99.6  | 80                               | 26.7                                | ..  | ..  | ..   | ..  | ..                     | ..  | ..   | ..  | 91                             |                     |
| 55 Uruguay                                   | 97.2  | 99.9  | 15                               | 54.7                                | 79.6  | ..  | 25   | ..  | ..                     | 10.8  | 33.7   | 60.6  | 98                             |                     |
| 56 Kuwait                                    | 100.0   | 99.9  | 4                                | 9.0                                 | ..  | ..  | ..   | ..  | ..                     | ..  | ..   | 73.5  | 70                             |                     |
| 57 Malaysia                                  | 97.2  | 99.4  | 40                               | 13.4                                | 52.2  | ..  | ..   | ..  | ..                     | 23.2  | 20.8   | 82.5  | 60                             |                     |
| 58 Barbados                                  | 93.4  | 99.0  | 27                               | 37.3                                | 59.2  | 19.9  | 11   | ..  | ..                     | ..  | ..   | ..  | 84                             |                     |
| 58 Kazakhstan                                | 99.3  | 99.4  | 12                               | 27.5                                | 55.7  | 11.6  | 7  | ..  | ..                     | 13.7  | ..   | 60.3  | 126                            |                     |
| <b>HIGH HUMAN DEVELOPMENT</b>                |   |   |                                  |                                     |   |   |  |   |                        |   |  |   |                                |                     |
| 60 Iran (Islamic Republic of)                | 96.9  | 99.0  | 25                               | 25.0                                | 77.4  | 5.7   | 17   | ..  | ..                     | 32.1  | ..   | 91.6  | 270                            |                     |
| 60 Palau                                     | 90.3  | 100.0   | ..                               | ..                                  | ..  | ..  | ..   | 25.2  | 15.1                   | ..  | ..   | ..  | ..                             |                     |
| 62 Seychelles                                | ..  | 99.0  | ..                               | 56.9                                | ..  | ..  | ..   | ..  | ..                     | 9.7   | 39.9   | ..  | 98                             |                     |
| 63 Costa Rica                                | 98.1  | 90.0  | 25                               | 53.5                                | 76.2  | 7.6   | 21   | ..  | ..                     | 6.9   | 36.6   | 60.9  | 120                            |                     |
| 64 Turkey                                    | 97.0  | 97.4  | 16                               | 25.8                                | 73.5  | 5.9   | 15   | 38.0  | ..                     | 14.2  | 16.7   | 54.3  | 112                            |                     |
| 65 Mauritius                                 | ..  | 99.8  | 53                               | 26.6                                | 63.8  | 12.5  | ..   | ..  | ..                     | ..  | 29.7   | 87.1  | 98                             |                     |
| 66 Panama                                    | 93.4  | 94.6  | 94                               | 81.8                                | 62.8  | 16.4  | 26   | ..  | ..                     | 12.7  | 43.4   | 42.3  | 98                             |                     |
| 67 Serbia                                    | 98.3  | 98.4  | 17                               | 18.9                                | 58.4  | 14.9  | 3  | ..  | ..                     | 18.2  | 30.3   | 70.1  | 135                            |                     |
| 68 Albania                                   | 97.3  | ..  | 29                               | 20.7                                | 69.3  | 12.9  | 10   | 24.6  | ..                     | 13.4  | 29.3   | 38.1  | 365                            |                     |
| 69 Trinidad and Tobago                       | 95.1  | 100.0   | 63                               | 30.1                                | 40.3  | 24.3  | 11   | 30.2  | 19.0                   | ..  | ..   | 73.6  | 98                             |                     |
| 70 Antigua and Barbuda                       | 100.0   | 100.0   | ..                               | 43.5                                | ..  | ..  | ..   | ..  | ..                     | ..  | ..   | ..  | 91                             |                     |
| 70 Georgia                                   | 97.6  | 99.9  | 36                               | 45.9                                | 53.4  | 12.3  | 14   | 6.1   | 2.7                    | 16.0  | ..   | 63.6  | 183                            |                     |
| 72 Saint Kitts and Nevis                     | 100.0   | 100.0   | ..                               | ..                                  | ..  | ..  | ..   | ..  | ..                     | ..  | ..   | ..  | 91                             |                     |
| 73 Cuba                                      | 98.5  | 99.9  | 39                               | 43.6                                | 73.7  | 8.0   | 26   | ..  | ..                     | 6.1   | ..   | ..  | ..                             |                     |
| 74 Mexico                                    | 98.5  | 97.7  | 38                               | 60.3                                | 66.9  | 13.0  | 26   | 14.1  | ..                     | 16.6  | 36.4   | 33.3  | 84                             |                     |
| 75 Grenada                                   | 100.0   | 99.3  | 27                               | 29.2                                | ..  | ..  | ..   | ..  | ..                     | 11.0  | ..   | ..  | 90                             |                     |
| 76 Sri Lanka                                 | 95.5  | ..  | 30                               | 14.1                                | 61.7  | 7.5   | 12   | ..  | ..                     | ..  | 24.0   | 73.4  | 84                             |                     |
| 77 Bosnia and Herzegovina                    | 87.0  | 99.9  | 11                               | 10.0                                | 45.8  | 9.0   | 4  | ..  | ..                     | 14.7  | 24.2   | 54.7  | 365                            |                     |
| 78 Venezuela (Bolivarian Republic of)        | 97.5  | 96.2  | 95                               | 85.3                                | 75.0  | ..  | ..   | ..  | ..                     | ..  | ..   | 70.0  | 182                            |                     |
| 79 Brazil                                    | 97.2  | 99.1  | 44                               | 61.6                                | 80.2  | 6.0   | 26   | ..  | ..                     | 8.7   | 38.8   | 67.5  | 120                            |                     |
| 80 Azerbaijan                                | 91.7  | 99.8  | 25                               | 53.5                                | ..  | ..  | 11   | 13.5  | ..                     | 15.2  | ..   | 27.7  | 126                            |                     |
| 80 Lebanon                                   | ..  | ..  | 15                               | 11.8                                | 54.5  | ..  | 6  | ..  | ..                     | 18.0  | ..   | 32.9  | 70                             |                     |
| 80 The former Yugoslav Republic of Macedonia | 98.6  | 99.9  | 8                                | 16.2                                | 40.2  | 17.2  | 7  | ..  | ..                     | 15.7  | 27.3   | 72.9  | 270                            |                     |
| 83 Armenia                                   | 99.6  | 99.8  | 25                               | 23.2                                | 57.1  | 12.5  | 5  | 8.2   | ..                     | 7.3   | ..   | 40.9  | 140                            |                     |
| 83 Thailand                                  | 98.1  | 99.1  | 20                               | 51.9                                | 78.4  | 6.2   | 23   | ..  | ..                     | 14.1  | 29.5   | 79.8  | 90                             |                     |
| 85 Algeria                                   | 92.7  | 96.6  | 140                              | 10.1                                | 57.1  | 7.0   | 3  | ..  | ..                     | 26.9  | 6.9  | 29.3  | 98                             |                     |
| 86 China                                     | 96.5  | 99.9  | 27                               | 6.4                                 | ..  | ..  | ..   | ..  | ..                     | ..  | ..   | 76.4  | 128                            |                     |
| 86 Ecuador                                   | ..  | 96.7  | 64                               | 73.9                                | 80.1  | 8.8   | 22   | 37.5  | ..                     | 8.3   | 35.2   | 42.6  | 84                             |                     |
| 88 Ukraine                                   | 98.6  | 99.9  | 24                               | 23.8                                | 65.4  | 4.9   | 9  | 13.2  | 1.3                    | 14.6  | 42.4   | 61.3  | 126                            |                     |
| 89 Peru                                      | 97.0  | 92.4  | 68                               | 47.5                                | 76.2  | 6.0   | 22   | 33.2  | ..                     | ..  | ..   | 34.4  | 98                             |                     |
| 90 Colombia                                  | 97.2  | 95.9  | 64                               | 47.5                                | 81.0  | 6.7   | 23   | ..  | ..                     | 14.2  | ..   | 42.5  | 126                            |                     |
| 90 Saint Lucia                               | 96.9  | 98.7  | 48                               | 40.5                                | 55.5  | 17.0  | 8  | ..  | ..                     | ..  | ..   | ..  | 91                             |                     |
| 92 Fiji                                      | 100.0   | 99.9  | 30                               | 43.9                                | ..  | ..  | ..   | 64.1  | 8.5                    | ..  | 38.6   | ..  | 84                             |                     |
| 92 Mongolia                                  | 98.7  | 98.9  | 44                               | 23.6                                | 54.6  | 16.0  | 5  | ..  | ..                     | 12.4  | 36.7   | 95.0  | 120                            |                     |
| 94 Dominican Republic                        | 98.0  | 99.6  | 92                               | 95.0                                | 69.5  | 11.4  | 36   | 20.4  | ..                     | 6.6   | 47.4   | 54.1  | 98                             |                     |
| 95 Jordan                                    | 99.1  | 99.6  | 58                               | 22.4                                | 61.2  | 11.7  | 8  | 23.6  | ..                     | 18.4  | ..   | 26.6  | 70                             |                     |
| 95 Tunisia                                   | 98.1  | 73.6  | 62                               | 7.7                                 | 62.5  | 7.0   | 2  | ..  | ..                     | 37.2  | ..   | 28.4  | 30                             |                     |
| 97 Jamaica                                   | 97.7  | ..  | 89                               | 52.8                                | 72.5  | 10.0  | 8  | 19.7  | ..                     | ..  | ..   | 77.8 <sup>g</sup>   | 56                             |                     |

| HDI rank                             | SDG 3.1, 3.1, 3.7, 3.7, 5.6<br>Reproductive health and family planning |   |                                  |                                     |   |   | SDG 5.3, 5.2, 5.2<br>Violence against girls and women |  |                        |   | SDG 5.5<br>Socioeconomic empowerment                       |   |                                | SDG 1.3 |
|--------------------------------------|--|---|----------------------------------|-------------------------------------|---|---|---|--|------------------------|---|--|---|--------------------------------|---------|
|                                      | Antenatal care coverage, at least one visit                            | Proportion of births attended by skilled health personnel | Maternal mortality ratio         | Adolescent birth rate               | Contraceptive prevalence, any method                              | Unmet need for family planning                      | Child marriage  | Violence against women ever experienced <sup>a</sup> |                        | Share of female graduates graduating in science, mathematics, engineering, manufacturing and construction at tertiary level | Female share of employment in senior and middle management | Women with account at financial institution or with mobile money-service provider | Mandatory paid maternity leave |         |
|                                      |  |   |                                  |                                     |   |   | Women married by age 18                               | Intimate partner                                     | Nonintimate partner    |   |  |   |                                |         |
|                                      | (%)  | (%)   | (deaths per 100,000 live births) | (births per 1,000 women ages 15–19) | (% of married or in-union women of reproductive age, 15–49 years) | (% of women ages 20–24 who are married or in union) |   | (% of female population ages 15 and older)           |                        | (%)   | (%)  | (% of female population ages 15 and older)  | (days)                         |         |
|                                      | 2007–2017 <sup>b</sup>   | 2012–2017 <sup>b</sup>                                    | 2015                             | 2015–2020 <sup>c</sup>              | 2007–2017 <sup>b</sup>  | 2007–2017 <sup>b</sup>                              | 2003–2017 <sup>b</sup>                                | 2005–2018 <sup>b</sup>                               | 2005–2018 <sup>b</sup> | 2007–2017 <sup>b</sup>  | 2009–2017 <sup>b</sup>                                     | 2017  | 2017                           |         |
| 98 Tonga                             | 99.0   | 95.5  | 124                              | 14.7                                | 34.1  | 25.2  | 6   | 39.6   | 6.3                    | ..  | ..   | ..  | ..                             |         |
| 99 Saint Vincent and the Grenadines  | 99.5   | 99.0  | 45                               | 49.0                                | ..  | ..  | ..  | ..   | ..                     | ..  | ..   | ..  | 91                             |         |
| 100 Suriname                         | 90.9   | 80.0  | 155                              | 46.0                                | 47.6  | 16.9  | 19  | ..   | ..                     | ..  | ..   | ..  | ..                             |         |
| 101 Botswana                         | 94.1   | 99.7  | 129                              | 30.0                                | 52.8  | 9.6   | ..  | ..   | ..                     | ..  | ..   | 46.8  | 84                             |         |
| 101 Maldives                         | 99.1   | 95.6  | 68                               | 5.8                                 | 34.7  | 28.6  | 4   | 19.5   | 6.2                    | ..  | 20.6   | ..  | 60                             |         |
| 103 Dominica                         | 100.0  | 96.0  | ..                               | ..                                  | ..  | ..  | ..  | ..   | ..                     | ..  | ..   | ..  | 84                             |         |
| 104 Samoa                            | 93.3   | 82.5  | 51                               | 23.9                                | 26.9  | 34.8  | 11  | 46.1   | 10.6                   | ..  | 41.6   | ..  | 28                             |         |
| 105 Uzbekistan                       | 99.4   | 100.0   | 36                               | 16.5                                | ..  | ..  | 7   | ..   | ..                     | ..  | ..   | 36.0  | 126                            |         |
| 106 Belize                           | 97.2   | 96.8  | 28                               | 63.5                                | 51.4  | 22.2  | 26  | ..   | ..                     | 11.7  | 36.4   | 52.3 <sup>g</sup>   | 98                             |         |
| 106 Marshall Islands                 | 81.2   | ..  | ..                               | ..                                  | 44.6  | 8.1   | 26  | 50.9   | 13.0                   | ..  | ..   | ..  | ..                             |         |
| 108 Libya                            | 93.0   | 99.9  | 9                                | 5.7                                 | 41.9  | 27.0  | ..  | ..   | ..                     | ..  | ..   | 59.6  | 98                             |         |
| 108 Turkmenistan                     | 99.9   | 100.0   | 42                               | 24.4                                | 50.2  | 12.1  | 6   | ..   | ..                     | ..  | ..   | 35.5  | ..                             |         |
| 110 Gabon                            | 94.7   | 89.3  | 291                              | 95.3                                | 31.1  | 26.5  | 22  | 48.6   | 5.0                    | ..  | ..   | 53.7  | 98                             |         |
| 110 Paraguay                         | 98.7   | 95.5  | 132                              | 55.7                                | 68.4  | 12.1  | 22  | ..   | ..                     | ..  | ..   | 46.0  | 98                             |         |
| 112 Moldova (Republic of)            | 98.8   | 99.7  | 23                               | 22.0                                | 59.5  | 9.5   | 12  | 45.5   | ..                     | 12.1  | 45.4   | 44.6  | 126                            |         |
| <b>MEDIUM HUMAN DEVELOPMENT</b>      |  |   |                                  |                                     |   |   |   |  |                        |   |  |   |                                |         |
| 113 Philippines                      | 95.4   | 72.8  | 114                              | 60.5                                | 55.1  | 17.5  | 15  | 16.9   | ..                     | 17.8  | 32.7   | 38.9  | 60                             |         |
| 113 South Africa                     | 93.7   | 96.7  | 138                              | 42.8                                | 54.6  | 14.7  | 6   | ..   | ..                     | 13.4  | 29.7   | 70.0  | 120                            |         |
| 115 Egypt                            | 90.3   | 91.5  | 33                               | 50.0                                | 58.5  | 12.6  | 17  | 25.6   | ..                     | 7.7   | ..   | 27.0  | 90                             |         |
| 116 Indonesia                        | 95.4   | 92.6  | 126                              | 47.4                                | 60.9  | 14.5  | 14  | 18.3   | ..                     | 14.9  | 21.5   | 51.4  | 90                             |         |
| 116 Viet Nam                         | 95.8   | 93.8  | 54                               | 27.3                                | 75.7  | 6.1   | 11  | 34.4   | 2.3                    | 15.4  | ..   | 30.4  | 180                            |         |
| 118 Bolivia (Plurinational State of) | 90.1   | 89.8  | 206                              | 68.1                                | 66.5  | 20.1  | 19  | ..   | 4.0                    | ..  | ..   | 53.9  | 90                             |         |
| 119 Palestine, State of              | 99.4   | 99.6  | 45                               | 56.2                                | 57.2  | 10.9  | 15  | ..   | ..                     | 12.6  | 15.4   | 15.9  | 84                             |         |
| 120 Iraq                             | 77.7   | 70.4  | 50                               | 80.1                                | 52.5  | 8.0   | 24  | ..   | ..                     | ..  | ..   | 19.5  | 98                             |         |
| 121 El Salvador                      | 96.0   | 99.9  | 54                               | 69.5                                | 72.0  | 11.0  | 26  | 26.3   | ..                     | 9.5   | 34.1   | 24.4  | 112                            |         |
| 122 Kyrgyzstan                       | 98.4   | 98.4  | 76                               | 38.1                                | 42.0  | 18.0  | 12  | 25.4   | 0.1                    | 9.6   | ..   | 38.9  | 126                            |         |
| 123 Morocco                          | 77.1   | ..  | 121                              | 31.1                                | 67.4  | 10.9  | 16  | ..   | ..                     | 17.5  | ..   | 16.8  | 98                             |         |
| 124 Nicaragua                        | 94.7   | 88.0  | 150                              | 85.4                                | 80.4  | 5.8   | 35  | 22.5   | ..                     | ..  | ..   | 24.8  | 84                             |         |
| 125 Cabo Verde                       | ..   | 91.4  | 42                               | 73.8                                | ..  | ..  | 18  | 12.6   | ..                     | 7.0   | ..   | ..  | 60                             |         |
| 125 Guyana                           | 90.7   | 85.7  | 229                              | 85.8                                | 33.9  | 28.0  | 30  | ..   | ..                     | 5.2   | 35.4   | ..  | 91                             |         |
| 127 Guatemala                        | 91.3   | 65.5  | 88                               | 70.9                                | 60.6  | 13.9  | 30  | 18.0   | ..                     | 5.4   | 39.2   | 42.1  | 84                             |         |
| 127 Tajikistan                       | 78.8   | 90.3  | 32                               | 36.4                                | 27.9  | 22.9  | 12  | 20.3   | ..                     | ..  | ..   | 42.1  | 140                            |         |
| 129 Namibia                          | 96.6   | 88.2  | 265                              | 73.8                                | 56.1  | 17.5  | 7   | 25.0   | ..                     | ..  | ..   | 80.7  | 84                             |         |
| 130 India                            | ..   | 85.7  | 174                              | 23.1                                | 53.5  | 12.9  | 27  | 28.7   | ..                     | 26.9  | ..   | 76.6  | 182                            |         |
| 131 Micronesia (Federated States of) | 80.0   | ..  | 100                              | 13.9                                | ..  | ..  | ..  | 32.8   | 8.0                    | ..  | ..   | ..  | ..                             |         |
| 132 Timor-Leste                      | 84.4   | 56.7  | 215                              | 44.0                                | 26.1  | 25.3  | 19  | 58.8   | 13.9                   | ..  | ..   | ..  | 84                             |         |
| 133 Honduras                         | 96.6   | 82.8  | 129                              | 70.8                                | 73.2  | 10.7  | 34  | 21.6   | ..                     | 8.6   | 41.1   | 41.0  | 84                             |         |
| 134 Bhutan                           | 97.9   | 89.0  | 148                              | 20.3                                | 65.6  | 11.7  | 26  | 26.5   | 12.5                   | ..  | ..   | 27.7 <sup>g</sup>   | 56                             |         |
| 134 Kiribati                         | 88.4   | ..  | 90                               | 16.2                                | 22.3  | 28.0  | 20  | 67.6   | 9.8                    | ..  | ..   | ..  | 84                             |         |
| 136 Bangladesh                       | 63.9   | 49.8  | 176                              | 83.5                                | 62.3  | 12.0  | 59  | 53.3   | ..                     | 7.9   | ..   | 35.8  | 112                            |         |
| 137 Congo                            | 93.2   | 91.2  | 442                              | 111.8                               | 30.1  | 17.9  | 27  | ..   | ..                     | ..  | ..   | 21.0  | 105                            |         |
| 138 Vanuatu                          | 75.6   | 89.4  | 78                               | 41.9                                | 49.0  | 24.2  | 21  | 60.0   | 33.0                   | ..  | ..   | ..  | 84                             |         |
| 139 Lao People's Democratic Republic | 54.2   | 40.1  | 197                              | 62.6                                | 49.8  | 19.9  | 35  | 15.3   | 5.3                    | 5.7   | ..   | 31.9  | 105                            |         |
| 140 Ghana                            | 90.5   | 70.8  | 319                              | 66.6                                | 33.0  | 26.3  | 21  | 24.4   | 4.0                    | 6.0   | 26.7   | 53.7  | 84                             |         |
| 141 Equatorial Guinea                | 91.3   | ..  | 342                              | 155.6                               | 12.6  | 33.8  | 30  | 56.9   | ..                     | ..  | ..   | ..  | 84                             |         |
| 142 Kenya                            | 93.7   | 61.8  | 510                              | 80.5                                | 61.6  | 15.6  | 23  | 39.4   | ..                     | ..  | ..   | 77.7  | 90                             |         |
| 143 Sao Tome and Principe            | 97.5   | 92.5  | 156                              | 94.8                                | 40.6  | 33.7  | 35  | 27.9   | ..                     | ..  | ..   | ..  | 98                             |         |
| 144 Eswatini (Kingdom of)            | 98.5   | 88.3  | 389                              | 77.0                                | 66.1  | 15.2  | 5   | ..   | ..                     | ..  | ..   | 27.4 <sup>f</sup>   | 14                             |         |
| 144 Zambia                           | 95.7   | 63.3  | 224                              | 82.8                                | 49.0  | 21.1  | 31  | 42.7   | ..                     | ..  | ..   | 40.3  | 84                             |         |
| 146 Cambodia                         | 95.3   | 89.0  | 161                              | 50.2                                | 56.3  | 12.5  | 19  | 20.9   | 3.8                    | 6.0   | 14.1   | 21.5  | 90                             |         |
| 147 Angola                           | 81.6   | 46.9  | 477                              | 151.6                               | 13.7  | 38.0  | 30  | 34.8   | ..                     | 9.9   | ..   | 22.3 <sup>g</sup>   | 90                             |         |
| 148 Myanmar                          | 80.7   | 60.2  | 178                              | 28.7                                | 52.2  | 16.2  | 16  | 17.3   | ..                     | 47.3  | 28.3   | 26.0  | 98                             |         |
| 149 Nepal                            | 83.6   | 58.0  | 258                              | 60.5                                | 52.6  | 23.7  | 40  | 25.0   | ..                     | ..  | ..   | 41.6  | 52                             |         |

**DASHBOARD 3 WOMEN'S EMPOWERMENT**

| HDI rank                               | SDG 3.1, 3.1, 3.7, 3.7, 5.6<br>Reproductive health and family planning |   |                                  |                                     |   |   | SDG 5.3, 5.2, 5.2<br>Violence against girls and women |  |                        | SDG 5.5, 1.3<br>Socioeconomic empowerment   |  |   |                                |
|--|--|---|----------------------------------|-------------------------------------|---|---|---|--|------------------------|---|--|---|--------------------------------|
|  | Antenatal care coverage, at least one visit                            | Proportion of births attended by skilled health personnel | Maternal mortality ratio         | Adolescent birth rate               | Contraceptive prevalence, any method                              | Unmet need for family planning                      | Child marriage  | Violence against women ever experienced <sup>a</sup> |                        | Share of female graduates graduating in science, mathematics, engineering, manufacturing and construction at tertiary level | Female share of employment in senior and middle management | Women with account at financial institution or with mobile money-service provider | Mandatory paid maternity leave |
|  |  |   |                                  |                                     |   |   | Women married by age 18                               | Intimate partner                                     | Nonintimate partner    |   |  |   |                                |
|  | (%)  | (%)   | (deaths per 100,000 live births) | (births per 1,000 women ages 15–19) | (% of married or in-union women of reproductive age, 15–49 years) | (% of women ages 20–24 who are married or in union) | (% of female population ages 15 and older)            | (%)  | (%)                    | (% of female population ages 15 and older)  | (days)   |   |                                |
| 2007–2017 <sup>b</sup>                 | 2012–2017 <sup>b</sup>   | 2015  | 2015–2020 <sup>c</sup>           | 2007–2017 <sup>b</sup>              | 2007–2017 <sup>b</sup>  | 2003–2017 <sup>b</sup>                              | 2005–2018 <sup>b</sup>                                | 2005–2018 <sup>b</sup>                               | 2007–2017 <sup>b</sup> | 2009–2017 <sup>b</sup>  | 2017   | 2017  |                                |
| 150 Pakistan                           | 73.1   | 52.1  | 178                              | 36.9                                | 35.4  | 20.1  | 21  | ..   | ..                     | ..  | 4.0  | 7.0   | 84                             |
| 151 Cameroon                           | 82.8   | 64.7  | 596                              | 105.8                               | 34.4  | 18.0  | 31  | 51.1   | 5.0                    | ..  | ..   | 30.0  | 98                             |
| <b>LOW HUMAN DEVELOPMENT</b>           |  |   |                                  |                                     |   |   |   |  |                        |   |  |   |                                |
| 152 Solomon Islands                    | 88.5   | 86.2  | 114                              | 46.4                                | 29.3  | 34.7  | 21  | 63.5   | 18.0                   | ..  | ..   | ..  | 84                             |
| 153 Papua New Guinea                   | ..   | 40.0  | 215                              | 52.7                                | 32.4  | 27.4  | 21  | ..   | ..                     | ..  | ..   | ..  | 0                              |
| 154 Tanzania (United Republic of)      | 91.4   | 63.5  | 398                              | 115.1                               | 38.4  | 22.1  | 31  | 41.7   | ..                     | ..  | ..   | 42.2  | 84                             |
| 155 Syrian Arab Republic               | 87.7   | ..  | 68                               | 38.6                                | 53.9  | 16.4  | 13  | ..   | ..                     | ..  | 19.2   | 19.6 <sup>f</sup>   | 120                            |
| 156 Zimbabwe                           | 93.3   | 78.1  | 443                              | 104.1                               | 66.8  | 10.4  | 32  | 35.4   | ..                     | ..  | 20.9   | ..  | 98                             |
| 157 Nigeria                            | 65.8   | 43.0  | 814                              | 107.3                               | 13.4  | 27.6  | 44  | 16.2   | 1.5                    | ..  | ..   | 27.3  | 84                             |
| 158 Rwanda                             | 99.0   | 90.7  | 290                              | 25.7                                | 53.2  | 18.9  | 7   | 34.4   | ..                     | ..  | ..   | 45.0  | 84                             |
| 159 Lesotho                            | 95.2   | 77.9  | 487                              | 89.5                                | 60.2  | 18.4  | 17  | ..   | ..                     | 4.5   | ..   | 46.5  | 84                             |
| 159 Mauritania                         | 86.9   | 69.3  | 602                              | 79.2                                | 17.8  | 33.6  | 37  | ..   | ..                     | 16.8  | ..   | 15.5  | 98                             |
| 161 Madagascar                         | 82.1   | 44.3  | 353                              | 109.6                               | 39.8  | 19.0  | 41  | ..   | ..                     | 16.2  | 24.5   | 16.3  | 98                             |
| 162 Uganda                             | 97.3   | 74.2  | 343                              | 106.5                               | 38.4  | 29.6  | 40  | 49.9   | ..                     | ..  | 31.5   | 52.7  | 84                             |
| 163 Benin                              | 82.8   | 77.2  | 405                              | 86.1                                | 17.9  | 33.1  | 26  | ..   | ..                     | 19.1  | ..   | 28.6  | 98                             |
| 164 Senegal                            | 95.0   | 53.1  | 315                              | 72.7                                | 25.1  | 23.6  | 31  | ..   | ..                     | ..  | ..   | 38.4  | 98                             |
| 165 Comoros                            | 92.1   | 82.2  | 335                              | 65.4                                | 19.4  | 31.6  | 32  | 6.4  | 1.5                    | ..  | ..   | 17.9 <sup>f</sup>   | 98                             |
| 165 Togo                               | 72.7   | 44.6  | 368                              | 89.1                                | 19.9  | 33.6  | 22  | 22.1   | ..                     | ..  | ..   | 37.6  | 98                             |
| 167 Sudan                              | 79.1   | 77.7  | 311                              | 64.0                                | 12.2  | 26.6  | 34  | ..   | ..                     | 12.8  | ..   | 10.0 <sup>g</sup>   | 56                             |
| 168 Afghanistan                        | 58.6   | 50.5  | 396                              | 64.5                                | 22.5  | 24.5  | 35  | 50.8   | ..                     | ..  | ..   | 7.2   | 90                             |
| 168 Haiti                              | 91.0   | 41.7  | 359                              | 37.5                                | 34.3  | 38.0  | 18  | 20.8   | 2.0                    | ..  | ..   | 30.0  | 42                             |
| 170 Côte d'Ivoire                      | 93.2   | 73.6  | 645                              | 132.7                               | 15.5  | 30.5  | 27  | 25.9   | ..                     | ..  | ..   | 35.6  | 98                             |
| 171 Malawi                             | 94.8   | 89.8  | 634                              | 140.2                               | 59.2  | 18.7  | 42  | 37.5   | ..                     | ..  | ..   | 29.8  | 56                             |
| 172 Djibouti                           | 87.7   | 87.4  | 229                              | 18.8                                | 19.0  | ..  | 5   | ..   | ..                     | ..  | ..   | 8.8 <sup>f</sup>  | 98                             |
| 173 Ethiopia                           | 62.4   | 27.7  | 353                              | 62.5                                | 36.5  | 22.8  | 40  | 28.0   | ..                     | 7.6   | 21.1   | 29.1  | 90                             |
| 174 Gambia                             | 86.2   | 57.2  | 706                              | 79.2                                | 9.0   | 24.9  | 30  | 20.1   | ..                     | ..  | 33.7   | ..  | 180                            |
| 175 Guinea                             | 84.3   | 62.7  | 679                              | 135.3                               | 8.7   | 27.6  | 51  | ..   | ..                     | ..  | ..   | 19.7  | 98                             |
| 176 Congo (Democratic Republic of the) | 88.4   | 80.1  | 693                              | 124.2                               | 20.4  | 27.7  | 37  | 50.7   | ..                     | ..  | ..   | 24.2  | 98                             |
| 177 Guinea-Bissau                      | 92.4   | 45.0  | 549                              | 84.5                                | 16.0  | 22.3  | 24  | ..   | ..                     | ..  | ..   | ..  | 60                             |
| 178 Yemen                              | 64.4   | 44.7  | 385                              | 60.4                                | 33.5  | 28.7  | 32  | ..   | ..                     | ..  | ..   | 1.7 <sup>g</sup>  | 70                             |
| 179 Eritrea                            | 88.5   | ..  | 501                              | 51.6                                | 8.4   | 27.4  | 41  | ..   | ..                     | ..  | ..   | ..  | 60                             |
| 180 Mozambique                         | 90.6   | ..  | 489                              | 135.2                               | 27.1  | 23.1  | 48  | 21.7   | ..                     | 5.9   | 22.2   | 32.9  | 60                             |
| 181 Liberia                            | 95.9   | 61.1  | 725                              | 127.5                               | 31.0  | 31.1  | 36  | 38.5   | 2.6                    | ..  | 20.1   | 28.2  | 98                             |
| 182 Mali                               | 47.9   | 43.7  | 587                              | 169.1                               | 15.6  | 17.2  | 52  | 34.6   | ..                     | ..  | 3.9  | 25.7  | 98                             |
| 183 Burkina Faso                       | 92.8   | 79.8  | 371                              | 104.3                               | 25.4  | 29.1  | 52  | 11.5   | ..                     | 12.5  | ..   | 34.5  | 98                             |
| 184 Sierra Leone                       | 97.1   | 59.7  | 1,360                            | 112.8                               | 16.6  | 25.0  | 39  | 45.3   | ..                     | ..  | ..   | 15.4  | 84                             |
| 185 Burundi                            | 99.2   | 85.1  | 712                              | 26.8                                | 28.5  | 29.7  | 20  | ..   | ..                     | 17.1  | ..   | 6.7 <sup>g</sup>  | 84                             |
| 186 Chad                               | 54.7   | 20.2  | 856                              | 161.1                               | 5.7   | 22.9  | 67  | 28.6   | ..                     | ..  | ..   | 14.9  | 98                             |
| 187 South Sudan                        | 61.9   | ..  | 789                              | 62.0                                | 4.0   | 26.3  | 52  | ..   | ..                     | ..  | ..   | 4.7   | 56                             |
| 188 Central African Republic           | 68.2   | ..  | 882                              | 103.8                               | 15.2  | 27.0  | 68  | 29.8   | ..                     | ..  | ..   | 9.7   | 98                             |
| 189 Niger                              | 82.8   | 39.7  | 553                              | 192.0                               | 18.9  | 21.0  | 76  | ..   | ..                     | ..  | ..   | 10.9  | 98                             |
| <b>OTHER COUNTRIES OR TERRITORIES</b>  |  |   |                                  |                                     |   |   |   |  |                        |   |  |   |                                |
| .. Korea (Democratic People's Rep. of) | 100.0  | ..  | 82                               | 0.3                                 | 78.2  | 7.0   | ..  | ..   | ..                     | 22.2  | ..   | ..  | ..                             |
| .. Monaco                              | ..   | ..  | ..                               | ..                                  | ..  | ..  | ..  | ..   | ..                     | ..  | ..   | ..  | ..                             |
| .. Nauru                               | 94.5   | ..  | ..                               | ..                                  | 35.6  | 23.5  | 27  | 48.1   | 47.3                   | ..  | ..   | ..  | ..                             |
| .. San Marino                          | ..   | ..  | ..                               | ..                                  | ..  | ..  | ..  | ..   | ..                     | ..  | ..   | ..  | 630                            |
| .. Somalia                             | ..   | ..  | 732                              | 100.1                               | ..  | ..  | 45  | ..   | ..                     | ..  | ..   | 33.7 <sup>g</sup>   | ..                             |
| .. Tuvalu                              | 97.4   | ..  | ..                               | ..                                  | 30.5  | 24.2  | 10  | 36.8   | ..                     | ..  | ..   | ..  | ..                             |
| <b>Human development groups</b>        |  |   |                                  |                                     |   |   |   |  |                        |   |  |   |                                |
| Very high human development            | ..   | 99.2  | 15                               | 15.9                                | 66.8  | ..  | ..  | ..   | ..                     | 12.9  | —  | 88.4  | 112                            |
| High human development                 | 96.8   | 99.0  | 38                               | 26.6                                | ..  | ..  | ..  | ..   | ..                     | ..  | —  | 68.8  | 119                            |
| Medium human development               | ..   | 79.5  | 176                              | 41.3                                | 54.2  | 14.2  | 25  | 28.8   | ..                     | 23.2  | —  | 56.1  | 94                             |
| Low human development                  | 77.7   | 55.2  | 554                              | 98.4                                | 26.3  | 25.3  | 39  | 30.8   | ..                     | ..  | —  | 26.6  | 86                             |



| HDI rank  | SDG 3.1, 3.1, 3.7, 3.7, 5.6<br>Reproductive health and family planning |   |                                  |                                     |   |   | SDG 5.3, 5.2, 5.2<br>Violence against girls and women |  |                        | SDG 5.5<br>Socioeconomic empowerment  |  |   | SDG 1.3                        |
|---|--|---|----------------------------------|-------------------------------------|---|---|---|--|------------------------|---|--|---|--------------------------------|
|   | Antenatal care coverage, at least one visit                            | Proportion of births attended by skilled health personnel | Maternal mortality ratio         | Adolescent birth rate               | Contraceptive prevalence, any method                              | Unmet need for family planning                      | Child marriage  | Violence against women ever experienced <sup>a</sup> |                        | Share of female graduates graduating in science, mathematics, engineering, manufacturing and construction at tertiary level | Female share of employment in senior and middle management | Women with account at financial institution or with mobile money-service provider | Mandatory paid maternity leave |
|   |  |   |                                  |                                     |   |   | Women married by age 18                               | Intimate partner                                     | Nonintimate partner    |   |  |   |                                |
|   | (%)  | (%)   | (deaths per 100,000 live births) | (births per 1,000 women ages 15–19) | (% of married or in-union women of reproductive age, 15–49 years) | (% of women ages 20–24 who are married or in union) | (% of female population ages 15 and older)            | (%)  | (%)                    | (% of female population ages 15 and older)  | (days)   |   |                                |
| 2007–2017 <sup>b</sup>  | 2012–2017 <sup>b</sup>   | 2015  | 2015–2020 <sup>c</sup>           | 2007–2017 <sup>b</sup>              | 2007–2017 <sup>b</sup>  | 2003–2017 <sup>b</sup>                              | 2005–2018 <sup>b</sup>                                | 2005–2018 <sup>b</sup>                               | 2007–2017 <sup>b</sup> | 2009–2017 <sup>b</sup>  | 2017   | 2017  |                                |
| <b>Developing countries</b>                                   | 90.1   | 84.5  | 232                              | 48.0                                | 53.2  | 14.9  | 27  | ..   | ..                     | ..  | —  | 58.3  | 99                             |
| <b>Regions</b>  |  |   |                                  |                                     |   |   |   |  |                        |   |  |   |                                |
| Arab States   | 86.5   | 85.2  | 149                              | 46.3                                | 48.2  | 14.4  | 20  | ..   | ..                     | 18.1  | —  | 27.0  | 75                             |
| East Asia and the Pacific                                     | 95.8   | 95.5  | 62                               | 22.4                                | ..  | ..  | ..  | ..   | ..                     | ..  | —  | ..  | 86                             |
| Europe and Central Asia                                       | 97.1   | 98.6  | 24                               | 25.5                                | 63.6  | 8.5   | 10  | 26.3   | ..                     | 14.2  | —  | 53.5  | 165                            |
| Latin America and the Caribbean                               | 97.1   | 95.5  | 67                               | 61.5                                | 74.5  | 9.6   | 25  | ..   | ..                     | 10.5  | —  | 52.2  | 96                             |
| South Asia  | ..   | 78.4  | 176                              | 32.1                                | 53.2  | 13.5  | 29  | 31.7   | ..                     | ..  | —  | 65.3  | 110                            |
| Sub-Saharan Africa  | 81.4   | 59.5  | 549                              | 101.3                               | 30.5  | 24.0  | 36  | 31.5   | ..                     | ..  | —  | 36.0  | 89                             |
| <b>Least developed countries</b>                              | 77.4   | 56.6  | 434 <sup>T</sup>                 | 91.0                                | 37.6  | 22.1  | 40  | 38.1   | ..                     | ..  | —  | 28.4  | 87                             |
| <b>Small island developing states</b>                         | 95.1   | 74.3  | 202                              | 56.5                                | 51.1  | 21.0  | 23  | ..   | ..                     | ..  | —  | ..  | ..                             |
| <b>Organisation for Economic Co-operation and Development</b> | ..   | 98.8  | 15                               | 20.7                                | 68.7  | ..  | ..  | ..   | ..                     | 12.5  | —  | 86.2  | 114                            |
| <b>World</b>  | ..   | 86.5  | 216 <sup>T</sup>                 | 44.0                                | 55.8  | 14.4  | ..  | ..   | ..                     | ..  | —  | 64.7  | 107                            |

**NOTES**

Three-colour coding is used to visualize partial grouping of countries and aggregates by indicator. For each indicator countries are divided into three groups of approximately equal size (terciles): the top third, the middle third and the bottom third. Aggregates are colour coded using the same tercile cutoffs. See *Technical note 6* at [http://hdr.undp.org/sites/default/files/hdr2018\\_technical\\_notes.pdf](http://hdr.undp.org/sites/default/files/hdr2018_technical_notes.pdf) for details about partial grouping in this table.

- a Data collection methods, age ranges, sampled women (ever-partnered, ever-married or all women) and definitions of the forms of violence and of perpetrators vary by survey. Thus data are not necessarily comparable across countries.
- b Data refer to the most recent year available during the period specified.
- c Data are the annual average of projected values for 2015–2020.
- d Refers to 2009.
- e Refers to 2015.
- f Refers to 2011.
- g Refers to 2014.
- T From original data source.

**DEFINITIONS**

**Antenatal care coverage, at least one visit:** Percentage of women ages 15–49 attended at least once during pregnancy by skilled health personnel (doctor, nurse or midwife).

**Proportion of births attended by skilled health personnel:** Percentage of deliveries attended by skilled health personnel (generally doctors, nurses or midwives) trained in providing lifesaving obstetric care—including giving the necessary supervision, care and advice to women during pregnancy, labour and the postpartum period, conducting deliveries on their own and caring for newborns. Traditional birth attendants, even if they receive a short training course, are not included.

**Maternal mortality ratio:** Number of deaths due to pregnancy-related causes per 100,000 live births.

**Adolescent birth rate:** Number of births to women ages 15–19 per 1,000 women ages 15–19.

**Contraceptive prevalence, any method:** Percentage of married or in-union women of reproductive age (15–49 years) currently using any contraceptive method.

**Unmet need for family planning:** Percentage of married or in-union women of reproductive age (15–49 years) who are fecund have an unmet need

if they want to have no (more) births, or if they want to postpone or are undecided about the timing of their next birth, yet they are not using any method of contraception.

**Child marriage, women married by age 18:** Percentage of women ages 20–24 who were first married or in union before age 18.

**Violence against women ever experienced, intimate partner:** Percentage of the female population ages 15 and older that has ever experienced physical and/or sexual violence from an intimate partner.

**Violence against women ever experienced, nonintimate partner:** Percentage of the female population ages 15 and older that has ever experienced sexual violence from a nonintimate partner.

**Share of female graduates graduating in science, mathematics, engineering, manufacturing and construction at tertiary level:** Share of female tertiary graduates in “Natural Sciences, Mathematics and Statistics,” “Information and Communication Technologies” and “Engineering, Manufacturing and Construction” programmes.

**Female share of employment in senior and middle management:** Proportion of women in total employment in senior and middle management.

**Women with account at financial institution or with mobile money-service provider:** Percentage of women ages 15 and older who report having an account alone or jointly with someone else at a bank or other type of financial institution or who report personally using a mobile money service in the past 12 months.

**Mandatory paid maternity leave:** Number of days of paid time off work to which a female employee is entitled in order to take care of a newborn child.

**MAIN DATA SOURCES**

- Column 1:** UNICEF (2018).
- Columns 2 and 7:** United Nations Statistics Division (2018a).
- Column 3:** UN Maternal Mortality Estimation Group (2017).
- Column 4:** UNDESA (2017a).
- Columns 5 and 6:** UNDESA (2018b).
- Columns 8 and 9:** UN Women (2018).
- Column 10:** UNESCO Institute for Statistics (2018).
- Column 11:** ILO (2018a).
- Columns 12 and 13:** World Bank (2018c).

## Environmental sustainability

## Country groupings (terciles)

| Top third | Middle third | Bottom third |
|-----------|--------------|--------------|
|-----------|--------------|--------------|

Three-colour coding is used to visualize partial grouping of countries by indicator. For each indicator countries are divided into three groups of approximately equal size (terciles): the top third, the middle third and the bottom third. Aggregates are colour coded using the same tercile cutoffs. See *Notes* after the table.

| HDI rank                           | SDG 12.c  | SDG 7.2   | SDG 9.4                     |                                     | SDG 15.1                       |                         | SDG 6.4   | SDG 3.9   |   | SDG 15.5                          |
|------------------------------------|---|---|-----------------------------|-------------------------------------|--------------------------------|-------------------------|---|---|---|-----------------------------------|
|                                    | Fossil fuel energy consumption<br>(% of total energy consumption)<br>2010–2015 <sup>a</sup> | Renewable energy consumption<br>(% of total final energy consumption)<br>2015 | Carbon dioxide emissions    |                                     | Forest area                    |                         | Fresh water withdrawals<br>(% of total renewable water resources)<br>2006–2016 <sup>b</sup> | Environmental threats   |   | Red List Index<br>(value)<br>2017 |
|                                    |   |   | Per capita (tonnes)<br>2014 | (kg per 2011 PPP \$ of GDP)<br>2014 | (% of total land area)<br>2015 | Change (%)<br>1990/2015 |   | Household and ambient air pollution<br>(per 100,000 population)<br>2016 | Unsafe water, sanitation and hygiene services<br>2016 |                                   |
|                                    | Mortality rate attributed to  |   |                             |                                     |                                |                         |   |   |   |                                   |
| <b>VERY HIGH HUMAN DEVELOPMENT</b> |   |   |                             |                                     |                                |                         |   |   |   |                                   |
| 1 Norway                           | 58.5  | 57.8  | 9.3                         | 0.15                                | 33.2                           | -0.2                    | 0.8   | 8.6   | 0.2   | 0.943                             |
| 2 Switzerland                      | 50.1  | 25.3  | 4.3                         | 0.08                                | 31.7                           | 9.0                     | 3.7   | 10.1  | 0.1   | 0.982                             |
| 3 Australia                        | 93.4  | 9.2   | 15.4                        | 0.35                                | 16.2                           | -2.9                    | 3.4   | 8.4   | 0.1 <sup>c</sup>                                      | 0.828                             |
| 4 Ireland                          | 85.4  | 9.1   | 7.3                         | 0.15                                | 10.9                           | 62.2                    | 1.5   | 11.9  | 0.1 <sup>c</sup>                                      | 0.917                             |
| 5 Germany                          | 79.8  | 14.2  | 8.9                         | 0.20                                | 32.7                           | 1.1                     | 21.4  | 16.0  | 0.6   | 0.983                             |
| 6 Iceland                          | 11.5  | 77.0  | 6.1                         | 0.15                                | 0.5                            | 205.6                   | 0.2   | 8.7   | 0.1   | 0.872                             |
| 7 Hong Kong, China (SAR)           | 93.2  | 0.9   | 6.4                         | 0.12                                | ..                             | ..                      | ..  | ..  | ..  | 0.823                             |
| 7 Sweden                           | 26.8  | 53.2  | 4.5                         | 0.10                                | 68.9                           | 0.8                     | 1.5   | 7.2   | 0.2   | 0.992                             |
| 9 Singapore                        | 97.5  | 0.7   | 10.3                        | 0.13                                | 23.1                           | -5.5                    | ..  | 25.9  | 0.1 <sup>c</sup>                                      | 0.862                             |
| 10 Netherlands                     | 91.4  | 5.9   | 9.9                         | 0.22                                | 11.2                           | 9.2                     | 11.8  | 13.7  | 0.2   | 0.943                             |
| 11 Denmark                         | 65.7  | 33.2  | 5.9                         | 0.13                                | 14.6                           | 13.8                    | 10.6  | 13.2  | 0.3   | 0.972                             |
| 12 Canada                          | 73.6  | 22.0  | 15.1                        | 0.35                                | 38.2                           | -0.3                    | 1.3   | 7.0   | 0.4   | 0.971                             |
| 13 United States                   | 82.8  | 8.7   | 16.5                        | 0.32                                | 33.9                           | 2.7                     | 13.6  | 13.3  | 0.2   | 0.840                             |
| 14 United Kingdom                  | 80.7  | 8.7   | 6.5                         | 0.17                                | 13.0                           | 13.2                    | 5.5   | 13.8  | 0.2   | 0.789                             |
| 15 Finland                         | 39.7  | 43.2  | 8.7                         | 0.22                                | 73.1                           | 1.8                     | 6.0   | 7.2   | 0.1 <sup>c</sup>                                      | 0.989                             |
| 16 New Zealand                     | 59.4  | 30.8  | 7.7                         | 0.22                                | 38.6                           | 5.1                     | 1.6   | 7.2   | 0.1   | 0.634                             |
| 17 Belgium                         | 75.8  | 9.2   | 8.3                         | 0.20                                | 22.6                           | ..                      | 32.8  | 15.7  | 0.3   | 0.986                             |
| 17 Liechtenstein                   | ..  | 63.1  | 1.2                         | ..                                  | 43.1                           | 6.2                     | ..  | ..  | ..  | 0.993                             |
| 19 Japan                           | 93.7  | 6.3   | 9.5                         | 0.26                                | 68.5                           | 0.0                     | 18.9  | 11.9  | 0.2   | 0.785                             |
| 20 Austria                         | 66.0  | 34.4  | 6.9                         | 0.16                                | 46.9                           | 2.5                     | 4.5   | 15.3  | 0.1   | 0.896                             |
| 21 Luxembourg                      | 80.9  | 9.0   | 17.4                        | 0.19                                | 33.5                           | ..                      | 1.2   | 11.6  | 0.1 <sup>c</sup>                                      | 0.987                             |
| 22 Israel                          | 96.3  | 3.7   | 7.9                         | 0.25                                | 7.6                            | 25.0                    | ..  | 15.4  | 0.2   | 0.748                             |
| 22 Korea (Republic of)             | 82.0  | 2.7   | 11.6                        | 0.35                                | 63.4                           | -3.9                    | ..  | 20.5  | 1.8   | 0.782                             |
| 24 France                          | 46.6  | 13.5  | 4.6                         | 0.12                                | 31.0                           | 17.7                    | 14.1  | 9.7   | 0.3   | 0.875                             |
| 25 Slovenia                        | 60.9  | 20.9  | 6.2                         | 0.22                                | 62.0                           | 5.1                     | 3.6   | 22.6  | 0.1 <sup>c</sup>                                      | 0.937                             |
| 26 Spain                           | 72.9  | 16.3  | 5.0                         | 0.16                                | 36.8                           | 33.2                    | 33.0  | 9.9   | 0.2   | 0.845                             |
| 27 Czechia                         | 76.0  | 14.8  | 9.2                         | 0.31                                | 34.5                           | 1.5                     | 12.6  | 29.6  | 0.2   | 0.971                             |
| 28 Italy                           | 79.2  | 16.5  | 5.3                         | 0.16                                | 31.6                           | 22.5                    | 28.1  | 15.0  | 0.1   | 0.917                             |
| 29 Malta                           | 97.8  | 5.4   | 5.4                         | 0.17                                | 1.1                            | 0.0                     | 44.4  | 20.2  | 0.1 <sup>c</sup>                                      | 0.883                             |
| 30 Estonia                         | 12.3  | 27.5  | 14.8                        | 0.55                                | 52.7                           | 1.2                     | 13.4  | 25.0  | 0.1 <sup>c</sup>                                      | 0.984                             |
| 31 Greece                          | 85.1  | 17.2  | 6.2                         | 0.26                                | 31.5                           | 22.9                    | 14.0  | 27.6  | 0.1 <sup>c</sup>                                      | 0.848                             |
| 32 Cyprus                          | 92.9  | 9.9   | 5.3                         | 0.24                                | 18.7                           | 7.2                     | 28.4  | 20.1  | 0.3   | 0.983                             |
| 33 Poland                          | 89.9  | 11.9  | 7.5                         | 0.31                                | 30.8                           | 6.3                     | 19.0  | 37.9  | 0.1 <sup>c</sup>                                      | 0.970                             |
| 34 United Arab Emirates            | 99.8  | 0.1   | 23.3                        | 0.36                                | 3.9                            | 31.7                    | ..  | 54.7  | 0.1 <sup>c</sup>                                      | 0.866                             |
| 35 Andorra                         | ..  | 19.7  | 5.8                         | ..                                  | 34.0                           | 0.0                     | ..  | ..  | ..  | 0.919                             |
| 35 Lithuania                       | 68.0  | 29.0  | 4.4                         | 0.17                                | 34.8                           | 12.1                    | 2.6   | 34.0  | 0.1 <sup>c</sup>                                      | 0.988                             |
| 37 Qatar                           | 100.0   | 0.0   | 45.4                        | 0.38                                | 0.0                            | 0.0                     | ..  | 47.4  | 0.1 <sup>c</sup>                                      | 0.833                             |
| 38 Slovakia                        | 64.6  | 13.4  | 5.7                         | 0.21                                | 40.3                           | 1.0                     | 1.1   | 33.5  | 0.1 <sup>c</sup>                                      | 0.962                             |
| 39 Brunei Darussalam               | 100.0   | 0.0   | 22.1                        | 0.29                                | 72.1                           | -8.0                    | ..  | 13.3  | 0.1 <sup>c</sup>                                      | 0.828                             |
| 39 Saudi Arabia                    | 100.0   | 0.0   | 19.5                        | 0.39                                | 0.5                            | 0.0                     | 943.3   | 83.7  | 0.1 <sup>c</sup>                                      | 0.908                             |
| 41 Latvia                          | 56.7  | 38.1  | 3.5                         | 0.16                                | 54.0                           | 5.8                     | 0.7   | 41.3  | 0.1 <sup>c</sup>                                      | 0.988                             |
| 41 Portugal                        | 76.9  | 27.2  | 4.3                         | 0.17                                | 34.7                           | -7.5                    | 11.8  | 9.8   | 0.2   | 0.856                             |
| 43 Bahrain                         | 100.0   | 0.0   | 23.4                        | 0.53                                | 0.8                            | 144.1                   | ..  | 40.1  | 0.1 <sup>c</sup>                                      | 0.849                             |
| 44 Chile                           | 73.3  | 24.9  | 4.7                         | 0.21                                | 23.9                           | 16.2                    | 3.8   | 25.3  | 0.2   | 0.763                             |
| 45 Hungary                         | 69.3  | 15.6  | 4.3                         | 0.18                                | 22.9                           | 14.0                    | 4.9   | 38.8  | 0.2   | 0.929                             |
| 46 Croatia                         | 70.7  | 33.1  | 4.0                         | 0.20                                | 34.3                           | 3.8                     | 0.6   | 35.5  | 0.1   | 0.899                             |
| 47 Argentina                       | 88.5  | 10.0  | 4.7                         | 0.25                                | 9.9                            | -22.1                   | 4.3   | 26.6  | 0.4   | 0.861                             |
| 48 Oman                            | 100.0   | 0.0   | 15.4                        | 0.38                                | 0.0                            | 0.0                     | ..  | 53.9  | 0.1 <sup>c</sup>                                      | 0.885                             |
| 49 Russian Federation              | 90.2  | 3.3   | 11.9                        | 0.46                                | 49.8                           | 0.8                     | 1.3   | 49.4  | 0.1   | 0.956                             |
| 50 Montenegro                      | 64.7  | 43.0  | 3.6                         | 0.24                                | 61.5                           | 32.1                    | ..  | 78.6  | 0.1 <sup>c</sup>                                      | 0.816                             |

| HDI rank                      | SDG 12.c  | SDG 7.2   | SDG 9.4                  |                             | SDG 15.1                             |            | SDG 6.4   | SDG 3.9   |   | SDG 15.5                  |       |
|-------------------------------|---|---|--------------------------|-----------------------------|--------------------------------------|------------|---|---|---|---------------------------|-------|
|                               | Fossil fuel energy consumption<br>(% of total energy consumption) | Renewable energy consumption<br>(% of total final energy consumption) | Carbon dioxide emissions |                             | Forest area                          |            | Fresh water withdrawals<br>(% of total renewable water resources) | Environmental threats   |   | Red List Index<br>(value) |       |
|                               |   |   | Per capita (tonnes)      | (kg per 2011 PPP \$ of GDP) | (% of total land area <sup>a</sup> ) | Change (%) |   | Household and ambient air pollution<br>(per 100,000 population) | Unsafe water, sanitation and hygiene services<br>(per 100,000 population) |                           |       |
|                               | 2010–2015 <sup>b</sup>  | 2015  | 2014                     | 2014                        | 2015                                 | 1990/2015  | 2006–2016 <sup>b</sup>  | 2016  | 2016  | 2017                      |       |
| 51                            | Bulgaria  | 71.0  | 17.7                     | 5.9                         | 0.36                                 | 35.2       | 17.1  | 26.4  | 61.8  | 0.1                       | 0.941 |
| 52                            | Romania   | 72.8  | 23.7                     | 3.5                         | 0.18                                 | 29.8       | 7.3   | 3.0   | 59.3  | 0.4                       | 0.947 |
| 53                            | Belarus   | 92.4  | 6.8                      | 6.7                         | 0.37                                 | 42.5       | 10.9  | 2.6   | 60.7  | 0.1 <sup>c</sup>          | 0.970 |
| 54                            | Bahamas   | ..  | 1.2                      | 6.3                         | 0.22                                 | 51.4       | 0.0   | ..  | 19.9  | 0.1 <sup>c</sup>          | 0.703 |
| 55                            | Uruguay   | 46.8  | 58.0                     | 2.0                         | 0.10                                 | 10.5       | 131.3   | ..  | 17.5  | 0.4                       | 0.833 |
| 56                            | Kuwait  | 100.0   | 0.0                      | 25.2                        | 0.36                                 | 0.4        | 81.2  | ..  | 103.8   | 0.1 <sup>c</sup>          | 0.868 |
| 57                            | Malaysia  | 96.6  | 5.2                      | 8.0                         | 0.33                                 | 67.6       | -0.8  | ..  | 47.4  | 0.4                       | 0.687 |
| 58                            | Barbados  | ..  | 2.8                      | 4.5                         | 0.27                                 | 14.7       | 0.0   | ..  | 31.1  | 0.2                       | 0.914 |
| 58                            | Kazakhstan  | 99.2  | 1.6                      | 14.4                        | 0.61                                 | 1.2        | -3.3  | 18.4  | 62.7  | 0.4                       | 0.873 |
| <b>HIGH HUMAN DEVELOPMENT</b> |   |   |                          |                             |                                      |            |   |   |   |                           |       |
| 60                            | Iran (Islamic Republic of)  | 99.0  | 0.9                      | 8.3                         | 0.49                                 | 6.6        | 17.8  | ..  | 50.9  | 1.0                       | 0.835 |
| 60                            | Palau   | ..  | 0.0                      | 12.3                        | 0.96                                 | 87.6       | ..  | ..  | ..  | ..                        | 0.750 |
| 62                            | Seychelles  | ..  | 1.4                      | 5.4                         | 0.22                                 | 88.4       | 0.0   | ..  | 49.3  | 0.2                       | 0.670 |
| 63                            | Costa Rica  | 49.5  | 38.7                     | 1.6                         | 0.11                                 | 54.0       | 7.5   | 2.1   | 23.3  | 0.9                       | 0.820 |
| 64                            | Turkey  | 87.6  | 13.4                     | 4.5                         | 0.20                                 | 15.2       | 21.8  | 19.8  | 46.6  | 0.3                       | 0.876 |
| 65                            | Mauritius   | 84.5  | 11.5                     | 3.4                         | 0.18                                 | 19.0       | -6.1  | ..  | 38.3  | 0.6                       | 0.401 |
| 66                            | Panama  | 80.7  | 21.2                     | 2.3                         | 0.11                                 | 62.1       | -8.4  | 0.7   | 25.8  | 1.9                       | 0.735 |
| 67                            | Serbia  | 83.9  | 21.2                     | 5.3                         | 0.40                                 | 31.1       | 9.9   | 2.6   | 62.5  | 0.7                       | 0.957 |
| 68                            | Albania   | 61.4  | 38.6                     | 2.0                         | 0.18                                 | 28.2       | -2.2  | 4.3   | 68.0  | 0.2                       | 0.855 |
| 69                            | Trinidad and Tobago   | 99.9  | 0.3                      | 34.2                        | 1.10                                 | 45.7       | -2.6  | 8.8   | 38.6  | 0.1                       | 0.816 |
| 70                            | Antigua and Barbuda   | ..  | 0.0                      | 5.4                         | 0.27                                 | 22.3       | -4.9  | 8.5   | 29.9  | 0.1                       | 0.891 |
| 70                            | Georgia   | 72.2  | 28.7                     | 2.4                         | 0.28                                 | 40.6       | 2.6   | 2.9   | 101.8   | 0.2                       | 0.863 |
| 72                            | Saint Kitts and Nevis   | ..  | 1.6                      | 4.3                         | 0.18                                 | 42.3       | 0.0   | 51.3  | ..  | ..                        | 0.732 |
| 73                            | Cuba  | 85.8  | 19.3                     | 3.0                         | ..                                   | 30.8       | 60.5  | 18.3  | 49.5  | 1.0                       | 0.651 |
| 74                            | Mexico  | 90.4  | 9.2                      | 3.9                         | 0.23                                 | 34.0       | -5.3  | 18.6  | 36.7  | 1.1                       | 0.678 |
| 75                            | Grenada   | ..  | 10.9                     | 2.3                         | 0.19                                 | 50.0       | 0.0   | 7.1   | 45.3  | 0.3                       | 0.762 |
| 76                            | Sri Lanka   | 50.3  | 52.9                     | 0.9                         | 0.08                                 | 33.0       | -9.4  | ..  | 79.8  | 1.2                       | 0.569 |
| 77                            | Bosnia and Herzegovina  | 77.5  | 40.8                     | 6.2                         | 0.59                                 | 42.7       | -1.5  | 0.9   | 79.8  | 0.1 <sup>c</sup>          | 0.904 |
| 78                            | Venezuela (Bolivarian Republic of)                                | 88.4  | 12.8                     | 6.0                         | 0.36                                 | 52.9       | -10.3   | 1.7   | 34.6  | 1.4                       | 0.827 |
| 79                            | Brazil  | 59.1  | 43.8                     | 2.6                         | 0.17                                 | 59.0       | -9.7  | 0.9   | 29.9  | 1.0                       | 0.901 |
| 80                            | Azerbaijan  | 98.4  | 2.3                      | 3.9                         | 0.24                                 | 13.8       | 34.6  | 34.5  | 63.9  | 1.1                       | 0.910 |
| 80                            | Lebanon   | 97.6  | 3.6                      | 4.3                         | 0.31                                 | 13.4       | 4.8   | ..  | 51.4  | 0.8                       | 0.918 |
| 80                            | The former Yugoslav Republic of Macedonia                         | 79.3  | 24.2                     | 3.6                         | 0.29                                 | 39.6       | 10.3  | 8.6   | 82.2  | 0.1 <sup>c</sup>          | 0.971 |
| 83                            | Armenia   | 74.6  | 15.8                     | 1.9                         | 0.24                                 | 11.7       | -0.9  | 42.1  | 54.8  | 0.2                       | 0.845 |
| 83                            | Thailand  | 79.8  | 22.9                     | 4.6                         | 0.31                                 | 32.1       | 17.1  | 13.1  | 61.5  | 3.5                       | 0.798 |
| 85                            | Algeria   | 100.0   | 0.1                      | 3.7                         | 0.28                                 | 0.8        | 17.3  | 66.9  | 49.7  | 1.9                       | 0.904 |
| 86                            | China   | 87.5  | 12.4                     | 7.5                         | 0.59                                 | 22.2       | 32.6  | 20.9  | 112.7   | 0.6                       | 0.746 |
| 86                            | Ecuador   | 86.9  | 13.8                     | 2.8                         | 0.25                                 | 50.5       | -4.4  | ..  | 24.5  | 0.6                       | 0.686 |
| 88                            | Ukraine   | 75.3  | 4.1                      | 5.0                         | 0.64                                 | 16.7       | 4.1   | 8.5   | 70.7  | 0.3                       | 0.945 |
| 89                            | Peru  | 79.6  | 25.5                     | 2.0                         | 0.17                                 | 57.8       | -5.1  | 0.7   | 63.9  | 1.3                       | 0.723 |
| 90                            | Colombia  | 76.7  | 23.6                     | 1.8                         | 0.14                                 | 52.7       | -9.2  | 0.5   | 37.0  | 0.8                       | 0.740 |
| 90                            | Saint Lucia   | ..  | 2.1                      | 2.3                         | 0.19                                 | 33.3       | -6.9  | 14.3  | 30.0  | 0.6                       | 0.846 |
| 92                            | Fiji  | ..  | 31.3                     | 1.3                         | 0.16                                 | 55.7       | 6.7   | ..  | 99.0  | 2.9                       | 0.671 |
| 92                            | Mongolia  | 94.1  | 3.4                      | 7.1                         | 0.63                                 | 8.1        | 0.1   | 1.6   | 155.9   | 1.3                       | 0.946 |
| 94                            | Dominican Republic  | 86.5  | 16.5                     | 2.1                         | 0.16                                 | 41.0       | 79.5  | 30.4  | 43.0  | 2.2                       | 0.735 |
| 95                            | Jordan  | 97.6  | 3.2                      | 3.0                         | 0.35                                 | 1.1        | -0.6  | 117.8   | 51.2  | 0.6                       | 0.959 |
| 95                            | Tunisia   | 88.4  | 12.6                     | 2.6                         | 0.24                                 | 6.7        | 61.9  | 69.7  | 56.1  | 1.0                       | 0.974 |
| 97                            | Jamaica   | 81.0  | 16.8                     | 2.6                         | 0.32                                 | 31.0       | -2.7  | 7.5   | 25.4  | 0.6                       | 0.724 |
| 98                            | Tonga   | ..  | 1.9                      | 1.1                         | 0.23                                 | 12.5       | 0.0   | ..  | 73.3  | 1.4                       | 0.711 |
| 99                            | Saint Vincent and the Grenadines                                  | ..  | 5.8                      | 1.9                         | 0.19                                 | 69.2       | 8.0   | 7.9   | 47.6  | 1.3                       | 0.772 |
| 100                           | Suriname  | 76.3  | 24.9                     | 3.6                         | 0.24                                 | 98.3       | -0.6  | 0.6   | 56.7  | 2.0                       | 0.985 |
| 101                           | Botswana  | 74.7  | 28.9                     | 3.2                         | 0.20                                 | 19.1       | -21.0   | ..  | 101.3   | 11.8                      | 0.980 |
| 101                           | Maldives  | ..  | 1.0                      | 3.3                         | 0.24                                 | 3.3        | 0.0   | 15.7  | 25.6  | 0.3                       | 0.846 |
| 103                           | Dominica  | ..  | 7.8                      | 1.9                         | 0.18                                 | 57.8       | -13.3   | 10.0  | ..  | ..                        | 0.669 |
| 104                           | Samoa   | ..  | 34.3                     | 1.0                         | 0.19                                 | 60.4       | 31.5  | ..  | 85.0  | 1.5                       | 0.819 |
| 105                           | Uzbekistan  | 97.7  | 3.0                      | 3.4                         | 0.64                                 | 7.6        | 5.7   | ..  | 81.1  | 0.4                       | 0.970 |
| 106                           | Belize  | ..  | 35.0                     | 1.4                         | 0.18                                 | 59.9       | -15.5   | ..  | 68.6  | 1.0                       | 0.744 |
| 106                           | Marshall Islands  | ..  | 11.2                     | 1.9                         | 0.53                                 | 70.2       | ..  | ..  | ..  | ..                        | 0.841 |

DASHBOARD 4 ENVIRONMENTAL SUSTAINABILITY

| HDI rank                        | SDG 12.e  | SDG 7.2   | SDG 9.4                  |                             | SDG 15.1                             |            | SDG 6.4   | SDG 3.9   |   | SDG 15.5                  |       |
|---------------------------------|---|---|--------------------------|-----------------------------|--------------------------------------|------------|---|---|---|---------------------------|-------|
|                                 | Fossil fuel energy consumption<br>(% of total energy consumption) | Renewable energy consumption<br>(% of total final energy consumption) | Carbon dioxide emissions |                             | Forest area                          |            | Fresh water withdrawals<br>(% of total renewable water resources) | Environmental threats   |   | Red List Index<br>(value) |       |
|                                 |   |   | Per capita (tonnes)      | (kg per 2011 PPP \$ of GDP) | (% of total land area <sup>a</sup> ) | Change (%) |   | Household and ambient air pollution<br>(per 100,000 population) | Unsafe water, sanitation and hygiene services |                           |       |
|                                 | 2010–2015 <sup>b</sup>  | 2015  | 2014                     | 2014                        | 2015                                 | 1990/2015  | 2006–2016 <sup>b</sup>  | 2016  | 2016  | 2017                      |       |
| 108                             | Libya   | 99.1  | 2.0                      | 9.2                         | 0.56                                 | 0.1        | 0.0   | 822.9   | 71.9  | 0.6                       | 0.971 |
| 108                             | Turkmenistan  | ..  | 0.0                      | 12.5                        | 0.87                                 | 8.8        | 0.0   | ..  | 79.3  | 4.0                       | 0.974 |
| 110                             | Gabon   | 24.2  | 82.0                     | 2.8                         | 0.17                                 | 89.3       | 4.5   | ..  | 76.0  | 20.6                      | 0.961 |
| 110                             | Paraguay  | 33.7  | 61.7                     | 0.9                         | 0.10                                 | 38.6       | -27.6   | 0.6   | 57.5  | 1.5                       | 0.949 |
| 112                             | Moldova (Republic of)   | 88.7  | 14.3                     | 1.4                         | 0.29                                 | 12.4       | 28.2  | 8.7   | 78.3  | 0.1 <sup>c</sup>          | 0.968 |
| <b>MEDIUM HUMAN DEVELOPMENT</b> |   |   |                          |                             |                                      |            |   |   |   |                           |       |
| 113                             | Philippines   | 62.0  | 27.5                     | 1.1                         | 0.16                                 | 27.0       | 22.7  | 17.0  | 185.2   | 4.2                       | 0.648 |
| 113                             | South Africa  | 86.9  | 17.2                     | 9.0                         | 0.72                                 | 7.6        | 0.0   | 30.2  | 86.7  | 13.7                      | 0.778 |
| 115                             | Egypt   | 96.0  | 5.7                      | 2.2                         | 0.22                                 | 0.1        | 65.9  | 126.6   | 108.9   | 2.0                       | 0.914 |
| 116                             | Indonesia   | 65.6  | 36.9                     | 1.8                         | 0.18                                 | 50.2       | -23.2   | ..  | 112.4   | 7.1                       | 0.763 |
| 116                             | Viet Nam  | 69.8  | 35.0                     | 1.8                         | 0.34                                 | 47.6       | 65.6  | ..  | 64.5  | 1.6                       | 0.740 |
| 118                             | Bolivia (Plurinational State of)                                  | 85.2  | 17.5                     | 1.9                         | 0.31                                 | 50.6       | -12.8   | 0.4   | 63.7  | 5.6                       | 0.871 |
| 119                             | Palestine, State of   | ..  | 10.5                     | 0.6 <sup>d</sup>            | 0.13 <sup>d</sup>                    | 1.5        | 1.0   | ..  | ..  | ..                        | 0.787 |
| 120                             | Iraq  | 97.3  | 0.8                      | 4.8                         | 0.32                                 | 1.9        | 3.3   | ..  | 75.1  | 3.0                       | 0.819 |
| 121                             | El Salvador   | 48.4  | 24.4                     | 1.0                         | 0.15                                 | 12.8       | -29.7   | ..  | 41.9  | 2.0                       | 0.829 |
| 122                             | Kyrgyzstan  | 69.3  | 23.3                     | 1.6                         | 0.52                                 | 3.3        | -23.8   | 32.6  | 110.7   | 0.8                       | 0.984 |
| 123                             | Morocco   | 88.5  | 11.3                     | 1.7                         | 0.24                                 | 12.6       | 13.7  | 35.7  | 49.1  | 1.9                       | 0.886 |
| 124                             | Nicaragua   | 40.9  | 48.2                     | 0.8                         | 0.17                                 | 25.9       | -31.0   | 0.9   | 55.7  | 2.2                       | 0.854 |
| 125                             | Cabo Verde  | ..  | 26.6                     | 0.9                         | 0.16                                 | 22.3       | 55.7  | ..  | 99.5  | 4.1                       | 0.881 |
| 125                             | Guyana  | ..  | 25.3                     | 2.6                         | 0.38                                 | 84.0       | -0.8  | 0.5   | 107.8   | 3.6                       | 0.922 |
| 127                             | Guatemala   | 37.4  | 63.7                     | 1.2                         | 0.16                                 | 33.0       | -25.4   | 2.6   | 73.8  | 6.3                       | 0.722 |
| 127                             | Tajikistan  | 54.9  | 44.7                     | 0.6                         | 0.24                                 | 3.0        | 1.8   | 51.1  | 129.3   | 2.7                       | 0.984 |
| 129                             | Namibia   | 66.7  | 26.5                     | 1.6                         | 0.16                                 | 8.4        | -21.0   | ..  | 145.0   | 18.3                      | 0.966 |
| 130                             | India   | 73.5  | 36.0                     | 1.7                         | 0.32                                 | 23.8       | 10.5  | 33.9  | 184.3   | 18.6                      | 0.684 |
| 131                             | Micronesia (Federated States of)                                  | ..  | 1.2                      | 1.4                         | 0.46                                 | 91.8       | ..  | ..  | 151.8   | 3.6                       | 0.691 |
| 132                             | Timor-Leste   | ..  | 18.2                     | 0.4                         | 0.06                                 | 46.1       | -29.0   | ..  | 139.8   | 9.9                       | 0.889 |
| 133                             | Honduras  | 52.5  | 51.5                     | 1.1                         | 0.25                                 | 41.0       | -43.6   | ..  | 60.7  | 3.6                       | 0.744 |
| 134                             | Bhutan  | ..  | 86.9                     | 1.3                         | 0.18                                 | 72.3       | 34.7  | 0.4   | 124.5   | 3.9                       | 0.799 |
| 134                             | Kiribati  | ..  | 4.3                      | 0.6                         | 0.31                                 | 15.0       | 0.0   | ..  | 140.2   | 16.7                      | 0.770 |
| 136                             | Bangladesh  | 73.8  | 34.7                     | 0.5                         | 0.15                                 | 11.0       | -4.4  | 2.9   | 149.0   | 11.9                      | 0.766 |
| 137                             | Congo   | 40.5  | 62.4                     | 0.6                         | 0.11                                 | 65.4       | -1.7  | ..  | 130.7   | 38.7                      | 0.984 |
| 138                             | Vanuatu   | ..  | 36.1                     | 0.6                         | 0.21                                 | 36.1       | 0.0   | ..  | 135.6   | 10.4                      | 0.665 |
| 139                             | Lao People's Democratic Republic                                  | ..  | 59.3                     | 0.3                         | 0.05                                 | 81.3       | 6.3   | ..  | 188.5   | 11.3                      | 0.810 |
| 140                             | Ghana   | 52.3  | 41.4                     | 0.5                         | 0.14                                 | 41.0       | 8.2   | ..  | 203.8   | 18.8                      | 0.844 |
| 141                             | Equatorial Guinea   | ..  | 7.8                      | 4.7                         | 0.15                                 | 55.9       | -15.7   | ..  | 177.7   | 22.3                      | 0.813 |
| 142                             | Kenya   | 17.2  | 72.7                     | 0.3                         | 0.11                                 | 7.8        | -6.6  | 10.5  | 78.1  | 51.2                      | 0.801 |
| 143                             | Sao Tome and Principe   | ..  | 41.1                     | 0.6                         | 0.20                                 | 55.8       | -4.3  | ..  | 162.4   | 11.4                      | 0.788 |
| 144                             | Eswatini (Kingdom of)   | ..  | 66.1                     | 0.9                         | 0.12                                 | 34.1       | 24.2  | ..  | 137.0   | 27.9                      | 0.818 |
| 144                             | Zambia  | 10.6  | 88.0                     | 0.3                         | 0.08                                 | 65.4       | -7.9  | ..  | 127.2   | 34.9                      | 0.879 |
| 146                             | Cambodia  | 30.7  | 64.9                     | 0.4                         | 0.14                                 | 53.6       | -26.9   | 0.5   | 149.8   | 6.5                       | 0.823 |
| 147                             | Angola  | 48.3  | 49.6                     | 1.3                         | 0.21                                 | 46.4       | -5.1  | ..  | 118.5   | 48.8                      | 0.936 |
| 148                             | Myanmar   | 39.3  | 61.5                     | 0.4                         | 0.09                                 | 44.5       | -25.9   | ..  | 156.4   | 12.6                      | 0.807 |
| 149                             | Nepal   | 15.8  | 85.3                     | 0.3                         | 0.13                                 | 25.4       | -24.7   | 4.5   | 193.8   | 19.8                      | 0.825 |
| 150                             | Pakistan  | 59.7  | 46.5                     | 0.9                         | 0.20                                 | 1.9        | -41.7   | 74.4  | 173.6   | 19.6                      | 0.862 |
| 151                             | Cameroon  | 29.9  | 76.5                     | 0.3                         | 0.10                                 | 39.8       | -22.6   | ..  | 208.1   | 45.2                      | 0.836 |
| <b>LOW HUMAN DEVELOPMENT</b>    |   |   |                          |                             |                                      |            |   |   |   |                           |       |
| 152                             | Solomon Islands   | ..  | 63.3                     | 0.4                         | 0.16                                 | 78.1       | -6.0  | ..  | 137.0   | 6.2                       | 0.769 |
| 153                             | Papua New Guinea  | ..  | 52.5                     | 0.8                         | 0.22                                 | 74.1       | -0.2  | ..  | 152.0   | 16.3                      | 0.839 |
| 154                             | Tanzania (United Republic of)                                     | 14.4  | 85.7                     | 0.2                         | 0.09                                 | 52.0       | -17.6   | ..  | 139.0   | 38.4                      | 0.691 |
| 155                             | Syrian Arab Republic  | 97.7  | 0.5                      | 1.6                         | ..                                   | 2.7        | 32.1  | ..  | 75.2  | 3.7                       | 0.953 |
| 156                             | Zimbabwe  | 29.1  | 81.8                     | 0.8                         | 0.41                                 | 36.4       | -36.6   | 17.9  | 133.0   | 24.6                      | 0.789 |
| 157                             | Nigeria   | 19.0  | 86.6                     | 0.5                         | 0.10                                 | 7.7        | -59.4   | 4.4   | 307.4   | 68.6                      | 0.874 |
| 158                             | Rwanda  | ..  | 86.7                     | 0.1                         | 0.05                                 | 19.5       | 50.9  | ..  | 121.4   | 19.3                      | 0.849 |
| 159                             | Lesotho   | ..  | 52.1                     | 1.2                         | 0.43                                 | 1.6        | 22.5  | ..  | 177.6   | 44.4                      | 0.966 |
| 159                             | Mauritania  | ..  | 32.2                     | 0.7                         | 0.18                                 | 0.2        | -45.9   | ..  | 169.5   | 38.6                      | 0.978 |
| 161                             | Madagascar  | ..  | 70.2                     | 0.1                         | 0.10                                 | 21.4       | -8.9  | 4.0   | 159.6   | 30.2                      | 0.795 |
| 162                             | Uganda  | ..  | 89.1                     | 0.1                         | 0.08                                 | 10.4       | -56.4   | 1.1   | 155.7   | 31.6                      | 0.752 |
| 163                             | Benin   | 44.4  | 50.9                     | 0.6                         | 0.31                                 | 38.2       | -25.2   | ..  | 205.0   | 59.7                      | 0.910 |

| HDI rank  | SDG 12.c  | SDG 7.2   | SDG 9.4                     |                                     | SDG 15.1                                     |                         | SDG 6.4   | SDG 3.9   |   | SDG 15.5                          |
|---|---|---|-----------------------------|-------------------------------------|--|-------------------------|---|---|---|-----------------------------------|
|   | Fossil fuel energy consumption<br>(% of total energy consumption)<br>2010–2015 <sup>a</sup> | Renewable energy consumption<br>(% of total final energy consumption)<br>2015 | Carbon dioxide emissions    |                                     | Forest area                                  |                         | Fresh water withdrawals<br>(% of total renewable water resources)<br>2006–2016 <sup>b</sup> | Environmental threats   |   | Red List Index<br>(value)<br>2017 |
|   |   |   |                             |                                     |  |                         |   | Mortality rate attributed to  |   |                                   |
|   |   |   | Per capita (tonnes)<br>2014 | (kg per 2011 PPP \$ of GDP)<br>2014 | (% of total land area <sup>a</sup> )<br>2015 | Change (%)<br>1990/2015 |   | Household and ambient air pollution<br>(per 100,000 population)<br>2016 | Unsafe water, sanitation and hygiene services<br>2016 |                                   |
| 164 Senegal   | 53.7  | 42.7  | 0.6                         | 0.27                                | 43.0   | -11.5                   | ..  | 160.7   | 23.9  | 0.945                             |
| 165 Comoros   | ..  | 45.3  | 0.2                         | 0.14                                | 19.9   | -24.5                   | ..  | 172.4   | 50.7  | 0.764                             |
| 165 Togo  | 17.2  | 71.3  | 0.4                         | 0.28                                | 3.5  | -72.6                   | ..  | 249.6   | 41.6  | 0.854                             |
| 167 Sudan   | 31.8  | 61.6  | 0.3                         | 0.10                                | 8.1  | -37.5                   | 71.2  | 184.9   | 17.3  | 0.934                             |
| 168 Afghanistan   | ..  | 18.4  | 0.3                         | 0.16                                | 2.1  | 0.0                     | ..  | 211.1   | 13.9  | 0.837                             |
| 168 Haiti   | 22.0  | 76.1  | 0.3                         | 0.16                                | 3.5  | -16.4                   | 10.3  | 184.3   | 23.8  | 0.721                             |
| 170 Côte d'Ivoire   | 26.5  | 64.5  | 0.5                         | 0.16                                | 32.7   | 1.8                     | ..  | 269.1   | 47.2  | 0.889                             |
| 171 Malawi  | ..  | 83.6  | 0.1                         | 0.07                                | 33.4   | -19.2                   | ..  | 115.0   | 28.3  | 0.806                             |
| 172 Djibouti  | ..  | 15.4  | 0.8                         | 0.20 <sup>e</sup>                   | 0.2  | 0.0                     | ..  | 159.0   | 31.3  | 0.822                             |
| 173 Ethiopia  | 6.1   | 92.2  | 0.1                         | 0.08                                | 12.5   | -17.8                   | 8.6   | 144.4   | 43.7  | 0.840                             |
| 174 Gambia  | ..  | 51.5  | 0.3                         | 0.17                                | 48.2   | 10.4                    | ..  | 237.0   | 29.7  | 0.981                             |
| 175 Guinea  | ..  | 76.3  | 0.2                         | 0.12                                | 25.9   | -12.4                   | ..  | 243.3   | 44.6  | 0.896                             |
| 176 Congo (Democratic Republic of the)                        | 5.4   | 95.8  | 0.1                         | 0.08                                | 67.3   | -4.9                    | ..  | 163.9   | 59.8  | 0.891                             |
| 177 Guinea-Bissau   | ..  | 86.9  | 0.2                         | 0.11                                | 70.1   | -11.0                   | ..  | 214.7   | 35.3  | 0.960                             |
| 178 Yemen   | 98.5  | 2.3   | 0.9                         | 0.23                                | 1.0  | 0.0                     | ..  | 194.2   | 10.2  | 0.881                             |
| 179 Eritrea   | 22.3  | 79.8  | 0.1 <sup>e</sup>            | 0.09 <sup>e</sup>                   | 15.0   | ..                      | ..  | 173.7   | 45.6  | 0.909                             |
| 180 Mozambique  | 12.6  | 86.4  | 0.3                         | 0.29                                | 48.2   | -12.5                   | 0.7   | 110.0   | 27.6  | 0.830                             |
| 181 Liberia   | ..  | 83.8  | 0.2                         | 0.26                                | 43.4   | -15.2                   | ..  | 170.2   | 41.5  | 0.890                             |
| 182 Mali  | ..  | 61.5  | 0.1                         | 0.04                                | 3.9  | -29.5                   | 4.3   | 209.1   | 70.7  | 0.982                             |
| 183 Burkina Faso  | ..  | 74.2  | 0.2                         | 0.10                                | 19.6   | -21.9                   | ..  | 206.2   | 49.6  | 0.989                             |
| 184 Sierra Leone  | ..  | 77.7  | 0.2                         | 0.11                                | 42.2   | -2.4                    | ..  | 324.1   | 81.3  | 0.913                             |
| 185 Burundi   | ..  | 95.7  | 0.0                         | 0.06                                | 10.7   | -4.5                    | ..  | 179.9   | 65.4  | 0.921                             |
| 186 Chad  | ..  | 89.4  | 0.1                         | 0.03                                | 3.9  | -27.3                   | ..  | 280.1   | 101.0   | 0.920                             |
| 187 South Sudan   | 72.2  | 39.1  | 0.1                         | 0.07                                | ..   | ..                      | 1.3   | 165.1   | 63.3  | 0.932                             |
| 188 Central African Republic                                  | ..  | 76.6  | 0.1                         | 0.11                                | 35.6   | -1.7                    | ..  | 211.9   | 82.1  | 0.944                             |
| 189 Niger   | 24.1  | 78.9  | 0.1                         | 0.12                                | 0.9  | -41.3                   | ..  | 251.8   | 70.8  | 0.939                             |
| <b>OTHER COUNTRIES OR TERRITORIES</b>                         |   |   |                             |                                     |  |                         |   |   |   |                                   |
| .. Korea (Democratic People's Rep. of)                        | 81.4  | 23.1  | 1.6                         | ..                                  | 41.8   | -38.7                   | ..  | 207.2   | 1.4   | 0.913                             |
| .. Monaco   | ..  | ..  | ..                          | ..                                  | ..   | ..                      | ..  | ..  | ..  | 0.753                             |
| .. Nauru  | ..  | 0.1   | 4.0                         | 0.32                                | 0.0  | 0.0                     | ..  | ..  | ..  | 0.773                             |
| .. San Marino   | ..  | ..  | ..                          | ..                                  | 0.0  | 0.0                     | ..  | ..  | ..  | 0.992                             |
| .. Somalia  | ..  | 94.3  | 0.0                         | ..                                  | 10.1   | -23.2                   | ..  | 212.8   | 86.6  | 0.902                             |
| .. Tuvalu   | ..  | 0.0   | 1.0                         | 0.32                                | 33.3   | 0.0                     | ..  | ..  | ..  | 0.832                             |
| <b>Human development groups</b>                               |   |   |                             |                                     |  |                         |   |   |   |                                   |
| Very high human development                                   | 82.6  | 10.4  | 10.7                        | 0.28                                | 33.1   | 1.1                     | 6.1   | 23.6  | 0.3   | —                                 |
| High human development  | 85.8  | 14.6  | 6.1                         | 0.46                                | 31.5   | -1.7                    | 4.8   | 86.2  | 0.8   | —                                 |
| Medium human development                                      | 71.2  | 35.8  | 1.7                         | 0.28                                | 30.5   | -9.7                    | ..  | 156.2   | 15.6  | —                                 |
| Low human development   | ..  | 81.0  | 0.3                         | 0.12                                | 23.1   | -14.5                   | ..  | 200.2   | 45.9  | —                                 |
| <b>Developing countries</b>                                   | <b>80.5</b>   | <b>23.5</b>   | <b>3.4</b>                  | <b>0.38</b>                         | <b>26.6</b>                                  | <b>-6.7</b>             | <b>..</b>   | <b>133.1</b>  | <b>14.0</b>   | <b>—</b>                          |
| <b>Regions</b>  |   |   |                             |                                     |  |                         |   |   |   |                                   |
| Arab States   | 97.2  | 4.0   | 4.9                         | 0.32                                | 3.0  | -23.7                   | ..  | 101.2   | 7.0   | —                                 |
| East Asia and the Pacific                                     | ..  | 15.9  | 5.8                         | 0.50                                | 29.8   | 3.8                     | ..  | 114.4   | 2.2   | —                                 |
| Europe and Central Asia                                       | 87.2  | 9.1   | 5.1                         | 0.35                                | 9.1  | 8.3                     | 14.3  | 66.5  | 0.5   | —                                 |
| Latin America and the Caribbean                               | 74.5  | 27.7  | 3.0                         | 0.21                                | 46.3   | -9.3                    | 1.6   | 39.3  | 1.7   | —                                 |
| South Asia  | 76.7  | 31.1  | 1.8                         | 0.32                                | 14.7   | 7.6                     | 23.8  | 173.7   | 17.1  | —                                 |
| Sub-Saharan Africa  | 39.2  | 70.2  | 0.8                         | 0.24                                | 28.2   | -11.7                   | ..  | 186.4   | 47.7  | —                                 |
| <b>Least developed countries</b>                              | <b>..</b>   | <b>73.2</b>   | <b>0.3</b>                  | <b>0.13</b>                         | <b>26.8</b>                                  | <b>-12.4</b>            | <b>..</b>   | <b>166.5</b>  | <b>34.3</b>   | <b>—</b>                          |
| <b>Small island developing states</b>                         | <b>..</b>   | <b>26.4</b>   | <b>2.4</b>                  | <b>0.29</b>                         | <b>69.5</b>                                  | <b>1.3</b>              | <b>..</b>   | <b>100.1</b>  | <b>10.0</b>   | <b>—</b>                          |
| <b>Organisation for Economic Co-operation and Development</b> | <b>80.0</b>   | <b>12.0</b>   | <b>9.5</b>                  | <b>0.25</b>                         | <b>31.3</b>                                  | <b>1.5</b>              | <b>8.6</b>  | <b>18.9</b>   | <b>0.4</b>  | <b>—</b>                          |
| <b>World</b>  | <b>80.6</b>   | <b>18.2</b>   | <b>4.6</b>                  | <b>0.33</b>                         | <b>30.8</b>                                  | <b>-3.2</b>             | <b>7.2</b>  | <b>114.1</b>  | <b>11.7</b>   | <b>—</b>                          |

**NOTES**

Three-colour coding is used to visualize partial grouping of countries and aggregates by indicator. For each indicator countries are divided into three groups of approximately equal size (terciles): the top third, the middle third and the bottom third.

Aggregates are colour coded using the same tercile cutoffs. See *Technical note 6* at [http://hdr.undp.org/sites/default/files/hdr2018\\_technical\\_notes.pdf](http://hdr.undp.org/sites/default/files/hdr2018_technical_notes.pdf) for details about partial grouping in this table.

- a** This column is intentionally left without colour because it is meant to provide context for the indicator on change in forest area.
- b** Data refer to the most recent year available during the period specified.
- c** Less than 0.1.
- d** Refers to 2013.
- e** Refers to 2011.

**DEFINITIONS**

**Fossil fuel energy consumption:** Percentage of total energy consumption that comes from fossil fuels, which consist of coal, oil, petroleum and natural gas products.

**Renewable energy consumption:** Share of renewable energy in total final energy consumption. Renewable sources include hydroelectric, geothermal, solar, tides, wind, biomass and biofuels.

**Carbon dioxide emissions:** Human-originated carbon dioxide emissions stemming from the burning of fossil fuels, gas flaring and the production of cement. Carbon dioxide emitted by forest biomass through depletion of forest areas is included. Data are expressed in tonnes per capita (based on midyear population) and in kilograms per unit of gross domestic product (GDP) in 2011 purchasing power parity (PPP) dollars.

**Forest area:** Land spanning more than 0.5 hectare with trees taller than 5 metres and a canopy cover of more than 10 percent or trees able to reach these

thresholds in situ. It excludes land predominantly under agricultural or urban land use, tree stands in agricultural production systems (for example, in fruit plantations and agroforestry systems) and trees in urban parks and gardens. Areas under reforestation that have not yet reached but are expected to reach a canopy cover of 10 percent and a tree height of 5 metres are included, as are temporarily unstocked areas resulting from human intervention or natural causes that are expected to regenerate.

**Fresh water withdrawals:** Total fresh water withdrawn, expressed as a percentage of total renewable water resources.

**Mortality rate attributed to household and ambient air pollution:** Deaths resulting from exposure to ambient (outdoor) air pollution and household (indoor) air pollution from solid fuel use for cooking, expressed per 100,000 population. Ambient air pollution results from emissions from industrial activity, households, cars and trucks.

**Mortality rate attributed to unsafe water, sanitation and hygiene services:** Deaths

attributable to unsafe water, sanitation and hygiene focusing on inadequate wash services, expressed per 100,000 population.

**Red List Index:** Measure of the aggregate extinction risk across groups of species. It is based on genuine changes in the number of species in each category of extinction risk on the International Union for Conservation of Nature Red List of Threatened Species. It ranges from 0, all species categorized as extinct, to 1, all species categorized as least concern.

**MAIN DATA SOURCES**

**Columns 1–5:** World Bank (2018a).

**Column 6:** HDRO calculations based on data on forest area from World Bank (2018a).

**Column 7:** FAO (2018b).

**Columns 8 and 9:** WHO (2018).

**Column 10:** United Nations Statistics Division (2018a).

## Socioeconomic sustainability

## Country groupings (terciles)

Top third      Middle third      Bottom third

Three-colour coding is used to visualize partial grouping of countries by indicator. For each indicator countries are divided into three groups of approximately equal size (terciles): the top third, the middle third and the bottom third. Aggregates are colour coded using the same tercile cutoffs. See *Notes* after the table.

| HDI rank   | SDG 17.4<br>Economic sustainability                          |  |   |   |  | SDG 9.5<br>Social sustainability   |   |  |   |   |   |
|--|--|--|---|---|--|--|---|--|---|---|---|
|  | Adjusted net savings<br>(% of GNI)<br>2006–2016 <sup>d</sup> | Total debt service<br>(% of exports of goods, services and primary income)<br>2006–2016 <sup>d</sup> | Gross capital formation<br>(% of GDP)<br>2011–2017 <sup>d</sup> | Skilled labour force<br>(% of labour force)<br>2011–2017 <sup>d</sup> | Concentration index (exports)<br>(value)<br>2016 | Education and health expenditure versus military expenditure                 |   |  | Overall loss in HDI value due to inequality<br>2010/2017 <sup>f</sup> | Gender Inequality Index<br>2005/2017 <sup>f</sup> | Income quintile ratio<br>2005/2017 <sup>f</sup> |
|  |  |  |   |   |  | Research and development expenditure<br>(% of GDP)<br>2005–2015 <sup>d</sup> | Military expenditure <sup>a</sup><br>(% of GDP)<br>2010–2017 <sup>d</sup> | Ratio of education and health expenditure to military expenditure <sup>b</sup><br>2010–2015 <sup>e</sup> |   |   |   |
|  | Average annual change <sup>c</sup><br>(%)                    |  |   |   |  |  |   |  |   |   |   |
| 2010/2017 <sup>f</sup> 2005/2017 <sup>f</sup> 2005/2017 <sup>f</sup> |  |  |   |   |  |  |   |  |   |   |   |
| <b>VERY HIGH HUMAN DEVELOPMENT</b>                                   |  |  |   |   |  |  |   |  |   |   |   |
| 1 Norway   | 15.8   | ..   | 28.8  | 82.4  | 0.315  | 1.9  | 1.7   | 11.6   | 3.0   | -3.6  | -0.7  |
| 2 Switzerland  | 16.4   | ..   | 23.3  | 85.7  | 0.288  | 3.0  | 0.7   | 25.6   | 1.5   | -3.9  | ..  |
| 3 Australia  | 5.3  | ..   | 24.2  | 78.3  | 0.244  | 2.2  | 2.0   | 8.0  | 0.6   | -1.8  | 0.4   |
| 4 Ireland  | 20.6   | ..   | 24.3  | 82.8  | 0.242  | 1.5  | 0.3   | 32.0   | -0.3  | -3.6  | -0.6  |
| 5 Germany  | 13.6   | ..   | 19.8  | 86.5  | 0.106  | 2.9  | 1.2   | 13.5   | 0.1   | -3.2  | 1.0   |
| 6 Iceland  | 21.8   | ..   | 22.2  | 73.4  | 0.441  | 2.2  | 0.0   | ..   | -1.3  | -4.2  | -1.2  |
| 7 Hong Kong, China (SAR)   | ..   | ..   | 22.3  | 76.9  | 0.268  | 0.8  | ..  | ..   | ..  | ..  | ..  |
| 7 Sweden   | 20.2   | ..   | 25.7  | 84.9  | 0.091  | 3.3  | 1.0   | 16.5   | 1.2   | -1.4  | 1.1   |
| 9 Singapore  | 32.7   | ..   | 27.6  | 81.7  | 0.240  | 2.2  | 3.2   | 2.2  | ..  | -5.0  | ..  |
| 10 Netherlands   | 16.5   | ..   | 20.2  | 77.4  | 0.072  | 2.0  | 1.2   | 14.0   | -0.3  | -3.9  | 0.0   |
| 11 Denmark   | 18.3   | ..   | 21.0  | 76.6  | 0.097  | 3.0  | 1.2   | 15.6   | 2.4   | -3.2  | 1.1   |
| 12 Canada  | 5.3  | ..   | 23.7  | 90.8  | 0.138  | 1.6  | 1.3   | ..   | -1.1  | -2.5  | 0.5   |
| 13 United States   | 6.1  | ..   | 19.7  | 96.3  | 0.100  | 2.8  | 3.1   | 6.2  | 3.0   | -2.4  | 0.5   |
| 14 United Kingdom  | 3.3  | ..   | 17.0  | 83.2  | 0.108  | 1.7  | 1.8   | 8.3  | -0.5  | -3.6  | -0.9  |
| 15 Finland   | 7.8  | ..   | 22.8  | 88.3  | 0.143  | 2.9  | 1.4   | 11.4   | -3.6  | -2.9  | 0.0   |
| 16 New Zealand   | 12.0   | ..   | 24.4  | 82.8  | 0.162  | 1.2  | 1.1   | 14.3   | ..  | -2.3  | ..  |
| 17 Belgium   | 9.5  | ..   | 24.6  | 83.3  | 0.095  | 2.5  | 0.9   | 17.4   | 0.5   | -4.5  | -0.3  |
| 17 Liechtenstein   | ..   | ..   | ..  | ..  | ..   | ..   | ..  | ..   | ..  | ..  | ..  |
| 19 Japan   | 6.0  | ..   | 23.6  | 99.9  | 0.141  | 3.3  | 0.9   | 14.9   | ..  | -2.4  | ..  |
| 20 Austria   | 12.7   | ..   | 25.1  | 86.1  | 0.062  | 3.1  | 0.7   | 21.0   | 1.0   | -3.3  | 1.3   |
| 21 Luxembourg  | 18.8   | ..   | 17.3  | 65.4  | 0.102  | 1.3  | 0.5   | 24.4   | 2.1   | -4.8  | 0.3   |
| 22 Israel  | 15.9   | ..   | 20.5  | 88.6  | 0.255  | 4.3  | 4.7   | 2.2  | 0.3   | -3.6  | 0.3   |
| 22 Korea (Republic of)   | 19.0   | ..   | 31.1  | 84.6  | 0.144  | 4.2  | 2.6   | 4.7  | -2.0  | -3.4  | ..  |
| 24 France  | 7.1  | ..   | 23.5  | 82.6  | 0.098  | 2.2  | 2.3   | 7.5  | 1.6   | -3.9  | 1.4   |
| 25 Slovenia  | 7.9  | ..   | 19.3  | 90.6  | 0.106  | 2.2  | 1.0   | 14.2   | -2.6  | -5.1  | 0.4   |
| 26 Spain   | 7.9  | ..   | 21.2  | 62.9  | 0.107  | 1.2  | 1.2   | 10.7   | 8.2   | -2.6  | 2.6   |
| 27 Czechia   | 4.6  | ..   | 26.3  | 95.2  | 0.124  | 1.9  | 1.0   | 12.0   | -1.7  | -1.6  | -0.6  |
| 28 Italy   | 5.1  | ..   | 17.3  | 67.5  | 0.052  | 1.3  | 1.5   | 8.9  | 0.3   | -4.2  | 1.0   |
| 29 Malta   | ..   | ..   | 23.1  | 60.6  | 0.336  | 0.8  | 0.5   | 33.2   | ..  | -2.4  | ..  |
| 30 Estonia   | 12.6   | ..   | 25.4  | 89.2  | 0.110  | 1.5  | 2.1   | 6.0  | -1.4  | -3.6  | -0.3  |
| 31 Greece  | -8.6   | ..   | 11.7  | 76.7  | 0.234  | 1.0  | 2.6   | ..   | 4.6   | -2.8  | 1.6   |
| 32 Cyprus  | 2.2  | ..   | 20.4  | 84.2  | 0.234  | 0.5  | 1.8   | 8.4  | -0.1  | -3.3  | 1.9   |
| 33 Poland  | 10.5   | ..   | 20.0  | 94.5  | 0.067  | 1.0  | 1.9   | 5.9  | -2.3  | -1.6  | -1.1  |
| 34 United Arab Emirates  | ..   | ..   | 24.8  | 53.5  | 0.227  | 0.9  | 5.6   | ..   | ..  | -5.1  | ..  |
| 35 Andorra   | ..   | ..   | ..  | ..  | 0.199  | ..   | ..  | ..   | ..  | ..  | ..  |
| 35 Lithuania   | 17.5   | ..   | 17.5  | 95.7  | 0.112  | 1.0  | 1.7   | 12.1   | 0.3   | -2.8  | 0.8   |
| 37 Qatar   | 25.8   | ..   | 45.2  | 44.0  | 0.400  | 0.5  | 1.5   | ..   | ..  | ..  | ..  |
| 38 Slovakia  | 5.1  | ..   | 22.4  | 93.7  | 0.195  | 1.2  | 1.2   | 10.2   | 0.2   | -0.4  | -0.6  |
| 39 Brunei Darussalam   | 34.1   | ..   | 34.8  | 79.1  | 0.629  | ..   | 2.9   | 1.8  | ..  | ..  | ..  |
| 39 Saudi Arabia  | 12.2   | ..   | 28.2  | 60.5  | 0.593  | 0.8  | 10.2  | ..   | ..  | -5.4  | ..  |
| 41 Latvia  | 1.9  | ..   | 21.5  | 91.2  | 0.093  | 0.6  | 1.7   | 13.9   | -0.8  | -0.8  | -2.2  |
| 41 Portugal  | 2.4  | ..   | 16.3  | 52.0  | 0.071  | 1.3  | 1.7   | 7.9  | 2.0   | -4.3  | -0.7  |
| 43 Bahrain   | 8.0  | ..   | 29.6  | ..  | 0.320  | 0.1  | 4.0   | 1.7  | ..  | -2.6  | ..  |
| 44 Chile   | 5.1  | ..   | 22.1  | 69.2  | 0.306  | 0.4  | 1.9   | 6.8  | -2.5  | -1.5  | -1.9  |
| 45 Hungary   | 9.7  | 95.5   | 22.5  | 87.2  | 0.123  | 1.4  | 1.0   | 13.6   | -1.2  | 0.0   | -1.6  |
| 46 Croatia   | 9.0  | ..   | 20.5  | 90.5  | 0.066  | 0.9  | 1.4   | 7.2  | -5.9  | -2.0  | ..  |
| 47 Argentina   | 5.9  | 34.9   | 19.1  | 63.4  | 0.195  | 0.6  | 0.9   | 15.0   | -3.9  | -0.3  | -3.1  |
| 48 Oman  | -6.0   | ..   | 36.4  | ..  | 0.506  | 0.2  | 12.0  | 0.5  | ..  | -2.7  | ..  |
| 49 Russian Federation  | 6.7  | 19.2   | 23.9  | 96.1  | 0.305  | 1.1  | 4.2   | 2.5  | -2.5  | -2.4  | -1.8  |

DASHBOARD 5 SOCIOECONOMIC SUSTAINABILITY

| HDI rank                                     | SDG 17.4 Economic sustainability   |  |                                       |   |  | SDG 9.5 Social sustainability                                |   |  |   |                         |   |
|--|------------------------------------|--|---------------------------------------|---|--|--|---|--|---|-------------------------|---|
|  | Adjusted net savings<br>(% of GNI) | Total debt service<br>(% of exports of goods, services and primary income) | Gross capital formation<br>(% of GDP) | Skilled labour force<br>(% of labour force) | Concentration index (exports)<br>(value) | Education and health expenditure versus military expenditure |   |  | Overall loss in HDI value due to inequality | Gender Inequality Index | Income quintile ratio                     |
|  |                                    |  |                                       |   |  | Research and development expenditure<br>(% of GDP)           | Military expenditure <sup>a</sup><br>(% of GDP) | Ratio of education and health expenditure to military expenditure <sup>b</sup> |   |                         |   |
|  | 2006–2016 <sup>d</sup>             | 2006–2016 <sup>d</sup>   | 2011–2017 <sup>d</sup>                | 2011–2017 <sup>d</sup>                      | 2016                                     | 2005–2015 <sup>d</sup>                                       | 2010–2017 <sup>d</sup>                          | 2010–2015 <sup>e</sup>   | 2010/2017 <sup>f</sup>                      | 2005/2017 <sup>f</sup>  | Average annual change <sup>g</sup><br>(%) |
| 2006–2016 <sup>d</sup>                       | 2006–2016 <sup>d</sup>             | 2011–2017 <sup>d</sup>   | 2011–2017 <sup>d</sup>                | 2016  | 2005–2015 <sup>d</sup>                   | 2010–2017 <sup>d</sup>                                       | 2010–2015 <sup>e</sup>                          | 2010/2017 <sup>f</sup>   | 2005/2017 <sup>f</sup>                      | 2005/2017 <sup>f</sup>  |   |
| 50 Montenegro                                | ..                                 | 24.0   | 29.3                                  | 90.1  | 0.212                                    | 0.4  | 1.6   | ..   | -1.4  | ..                      | 0.3                                       |
| 51 Bulgaria                                  | 12.5                               | 23.6   | 20.9                                  | 87.6  | 0.085                                    | 1.0  | 1.5   | 7.4  | 1.8   | -1.1                    | ..  |
| 52 Romania                                   | 4.8                                | 23.3   | 24.4                                  | 80.0  | 0.112                                    | 0.5  | 1.9   | 6.1  | -0.5  | -1.1                    | -0.5                                      |
| 53 Belarus                                   | 14.1                               | 19.4   | 26.3                                  | 98.6  | 0.168                                    | 0.5  | 1.2   | 8.5  | -4.3  | ..                      | -0.6                                      |
| 54 Bahamas                                   | 10.0                               | ..   | 27.0                                  | 73.0  | 0.510                                    | ..   | ..  | ..   | ..  | -0.4                    | ..  |
| 55 Uruguay                                   | 10.3                               | ..   | 15.7                                  | 25.6  | 0.228                                    | 0.3  | 2.1   | ..   | -1.6  | -2.3                    | ..  |
| 56 Kuwait                                    | 4.5                                | ..   | 27.0                                  | 39.8  | 0.627                                    | 0.3  | 5.7   | ..   | ..  | -2.3                    | ..  |
| 57 Malaysia                                  | 11.7                               | 4.9  | 25.5                                  | 67.3  | 0.174                                    | 1.3  | 1.1   | 5.9  | ..  | -1.0                    | 0.2                                       |
| 58 Barbados                                  | -9.8                               | ..   | 17.8                                  | ..  | 0.171                                    | ..   | ..  | ..   | ..  | -1.5                    | ..  |
| 58 Kazakhstan                                | -2.3                               | 44.3   | 27.8                                  | 75.1  | 0.506                                    | 0.2  | 0.8   | 6.0  | -5.9  | -3.8                    | -4.8                                      |
| <b>HIGH HUMAN DEVELOPMENT</b>                |                                    |  |                                       |   |  |  |   |  |   |                         |   |
| 60 Iran (Islamic Republic of)                | ..                                 | 2.7  | 34.3                                  | ..  | 0.560                                    | 0.3  | 3.2   | 3.9  | ..  | -0.8                    | -2.1                                      |
| 60 Palau                                     | ..                                 | ..   | 25.2                                  | ..  | 0.717                                    | ..   | ..  | ..   | ..  | ..                      | ..  |
| 62 Seychelles                                | ..                                 | 5.7  | 35.3                                  | 94.3  | 0.512                                    | 0.3  | 1.5   | ..   | ..  | ..                      | ..  |
| 63 Costa Rica                                | 15.5                               | 14.8   | 18.0                                  | 40.2  | 0.258                                    | 0.6  | 0.0   | ..   | -1.8  | -1.1                    | 0.2                                       |
| 64 Turkey                                    | 11.8                               | 39.3   | 30.9                                  | 44.0  | 0.078                                    | 1.0  | 2.1   | 4.6  | -4.9  | -3.6                    | -0.8                                      |
| 65 Mauritius                                 | -9.2                               | 18.2   | 16.9                                  | 61.9  | 0.203                                    | 0.2  | 0.2   | 57.9   | ..  | 0.1                     | ..  |
| 66 Panama                                    | 29.2                               | 21.8   | 43.8                                  | 52.5  | 0.151                                    | 0.1  | 0.0   | ..   | -3.6  | -0.2                    | -2.0                                      |
| 67 Serbia                                    | -3.8                               | 30.0   | 21.0                                  | 60.3  | 0.087                                    | 0.9  | 1.8   | 6.9  | 5.9   | ..                      | -3.1                                      |
| 68 Albania                                   | 6.9                                | 15.2   | 25.2                                  | 55.9  | 0.232                                    | 0.2  | 1.3   | 8.8  | -3.0  | -2.3                    | -0.8                                      |
| 69 Trinidad and Tobago                       | -4.9                               | ..   | ..                                    | 71.8  | 0.317                                    | 0.1  | 0.9   | ..   | ..  | -0.7                    | ..  |
| 70 Antigua and Barbuda                       | ..                                 | ..   | ..                                    | ..  | 0.558                                    | ..   | ..  | ..   | ..  | ..                      | ..  |
| 70 Georgia                                   | 8.2                                | 37.6   | 31.9                                  | 94.4  | 0.198                                    | 0.3  | 2.2   | 3.3  | -3.7  | -0.8                    | -0.8                                      |
| 72 Saint Kitts and Nevis                     | ..                                 | ..   | ..                                    | ..  | 0.289                                    | ..   | ..  | ..   | ..  | ..                      | ..  |
| 73 Cuba                                      | ..                                 | ..   | 9.4                                   | 69.8  | 0.249                                    | 0.4  | 3.1   | ..   | ..  | -1.0                    | ..  |
| 74 Mexico                                    | 12.5                               | 19.4   | 23.2                                  | 40.0  | 0.123                                    | 0.6  | 0.5   | 16.7   | 0.2   | -1.7                    | -2.6                                      |
| 75 Grenada                                   | ..                                 | 5.7  | ..                                    | ..  | 0.186                                    | ..   | ..  | ..   | ..  | ..                      | ..  |
| 76 Sri Lanka                                 | 23.0                               | 17.9   | 36.5                                  | 36.0  | 0.201                                    | 0.1  | 2.1   | 2.0  | -2.7  | -1.6                    | -0.4                                      |
| 77 Bosnia and Herzegovina                    | ..                                 | 41.4   | 20.5                                  | 84.1  | 0.104                                    | 0.2  | 0.9   | ..   | -3.4  | ..                      | -0.6                                      |
| 78 Venezuela (Bolivarian Republic of)        | 7.4                                | 59.5   | 24.8                                  | 55.8  | 0.612                                    | ..   | 1.2   | ..   | -3.2  | -0.4                    | -5.1                                      |
| 79 Brazil                                    | 5.6                                | 51.2   | 15.5                                  | 62.0  | 0.126                                    | 1.2  | 1.4   | 10.8   | -1.7  | -1.1                    | -2.3                                      |
| 80 Azerbaijan                                | 1.7                                | 8.1  | 24.2                                  | 93.0  | 0.677                                    | 0.2  | 3.8   | 1.8  | -3.9  | 0.0                     | 0.0                                       |
| 80 Lebanon                                   | -10.7                              | 20.9   | 21.8                                  | 42.4  | 0.113                                    | ..   | 4.7   | 2.4  | ..  | ..                      | ..  |
| 80 The former Yugoslav Republic of Macedonia | 13.0                               | 15.9   | 31.6                                  | 80.5  | 0.218                                    | 0.4  | 1.0   | ..   | -3.5  | ..                      | ..  |
| 83 Armenia                                   | 0.0                                | 34.1   | 19.0                                  | 94.6  | 0.269                                    | 0.3  | 3.9   | 3.1  | -1.2  | -2.9                    | -0.7                                      |
| 83 Thailand                                  | 16.4                               | 5.0  | 21.7                                  | 37.4  | 0.073                                    | 0.6  | 1.4   | 5.4  | -3.7  | 1.1                     | -1.7                                      |
| 85 Algeria                                   | 19.3                               | 1.0  | 47.8                                  | 59.2  | 0.489                                    | 0.1  | 5.9   | ..   | ..  | -1.8                    | ..  |
| 86 China                                     | 22.4                               | 5.3  | 43.6                                  | ..  | 0.105                                    | 2.1  | 1.9   | ..   | -5.3  | -2.8                    | ..  |
| 86 Ecuador                                   | 13.1                               | 26.8   | 25.4                                  | 46.6  | 0.348                                    | 0.4  | 2.4   | 5.2  | -0.3  | -1.2                    | -3.7                                      |
| 88 Ukraine                                   | 2.8                                | 29.3   | 20.8                                  | 98.1  | 0.144                                    | 0.6  | 3.2   | 4.0  | -2.8  | -2.0                    | -1.8                                      |
| 89 Peru                                      | 7.9                                | 15.1   | 20.9                                  | 83.6  | 0.281                                    | 0.1  | 1.0   | 5.3  | -5.3  | -1.5                    | -3.0                                      |
| 90 Colombia                                  | 6.4                                | 28.9   | 23.4                                  | 58.2  | 0.281                                    | 0.2  | 3.1   | 3.4  | -2.5  | -1.8                    | -1.1                                      |
| 90 Saint Lucia                               | -1.9                               | 4.2  | ..                                    | ..  | 0.501                                    | ..   | ..  | ..   | ..  | ..                      | ..  |
| 92 Fiji                                      | 4.8                                | 5.7  | 20.0                                  | 63.2  | 0.205                                    | ..   | 0.9   | 5.3  | ..  | -1.2                    | -1.3                                      |
| 92 Mongolia                                  | 5.4                                | 28.5   | 36.2                                  | 80.0  | 0.401                                    | 0.2  | 0.7   | 9.3  | -1.4  | -2.2                    | -0.5                                      |
| 94 Dominican Republic                        | 17.1                               | 20.9   | 21.8                                  | 50.2  | 0.217                                    | ..   | 0.7   | ..   | -2.2  | -0.3                    | -2.0                                      |
| 95 Jordan                                    | 14.3                               | 17.2   | 20.6                                  | ..  | 0.164                                    | 0.4  | 4.8   | ..   | -2.3  | -1.5                    | -1.6                                      |
| 95 Tunisia                                   | -8.6                               | 10.7   | 19.7                                  | 58.4  | 0.134                                    | 0.6  | 2.1   | 5.9  | -1.8  | -1.0                    | -0.8                                      |
| 97 Jamaica                                   | 15.6                               | 40.4   | 21.8                                  | ..  | 0.441                                    | ..   | 0.9   | 13.0   | 0.3   | -1.1                    | ..  |
| 98 Tonga                                     | 13.5                               | 16.2   | 33.4                                  | ..  | 0.320                                    | ..   | ..  | ..   | ..  | -1.2                    | -0.6                                      |
| 99 Saint Vincent and the Grenadines          | ..                                 | 10.9   | ..                                    | ..  | 0.373                                    | ..   | ..  | ..   | ..  | ..                      | ..  |
| 100 Suriname                                 | 30.3                               | ..   | 56.5                                  | 44.6  | 0.489                                    | ..   | ..  | ..   | -1.0  | -0.8                    | ..  |
| 101 Botswana                                 | 29.9                               | 1.9  | 24.3                                  | ..  | 0.876                                    | 0.5  | 3.1   | ..   | ..  | -1.5                    | -2.1                                      |
| 101 Maldives                                 | ..                                 | 3.7  | ..                                    | 32.3  | 0.769                                    | ..   | ..  | ..   | 7.1   | -1.5                    | -0.2                                      |
| 103 Dominica                                 | ..                                 | 9.1  | ..                                    | ..  | 0.412                                    | ..   | ..  | ..   | ..  | ..                      | ..  |
| 104 Samoa                                    | ..                                 | 8.7  | ..                                    | 84.6  | 0.323                                    | ..   | ..  | ..   | ..  | -1.7                    | ..  |



| HDI rank                        | SDG 17.4<br>Economic sustainability |  |                         |                        |                               | SDG 9.5<br>Social sustainability                             |                                   |  |   |                         |                        |      |
|---------------------------------|-------------------------------------|--|-------------------------|------------------------|-------------------------------|--|-----------------------------------|--|---|-------------------------|------------------------|------|
|                                 |                                     |  |                         |                        |                               | Education and health expenditure versus military expenditure |                                   |  |   |                         |                        |      |
|                                 | Adjusted net savings                | Total debt service                                   | Gross capital formation | Skilled labour force   | Concentration index (exports) | Research and development expenditure                         | Military expenditure <sup>a</sup> | Ratio of education and health expenditure to military expenditure <sup>b</sup> | Overall loss in HDI value due to inequality | Gender Inequality Index | Income quintile ratio  |      |
|                                 | (% of GNI)                          | (% of exports of goods, services and primary income) | (% of GDP)              | (% of labour force)    | (value)                       | (% of GDP)   | (% of GDP)                        |  | Average annual change <sup>c</sup> (%)      |                         |                        |      |
|                                 | 2006–2016 <sup>d</sup>              | 2006–2016 <sup>d</sup>                               | 2011–2017 <sup>d</sup>  | 2011–2017 <sup>d</sup> | 2016                          | 2005–2015 <sup>d</sup>                                       | 2010–2017 <sup>d</sup>            | 2010–2015 <sup>e</sup>   | 2010/2017 <sup>f</sup>                      | 2005/2017 <sup>f</sup>  | 2005/2017 <sup>f</sup> |      |
| 105                             | Uzbekistan                          | ..   | ..                      | 24.9                   | ..                            | 0.386  | 0.2                               | ..   | ..  | ..                      | ..                     | ..   |
| 106                             | Belize                              | 0.8  | 10.1                    | 19.0                   | 39.8                          | 0.356  | ..                                | 1.2  | 11.7  | -3.2                    | -1.4                   | ..   |
| 106                             | Marshall Islands                    | ..   | ..                      | 16.0                   | ..                            | 0.630  | ..                                | ..   | ..  | ..                      | ..                     | ..   |
| 108                             | Libya                               | 41.5   | ..                      | 29.8                   | ..                            | 0.542  | ..                                | 9.1  | ..  | ..                      | -3.1                   | ..   |
| 108                             | Turkmenistan                        | ..   | ..                      | 47.2                   | ..                            | 0.722  | ..                                | ..   | ..  | -4.3                    | ..                     | ..   |
| 110                             | Gabon                               | ..   | ..                      | 32.4                   | ..                            | 0.761  | 0.6                               | 2.1  | 4.5   | 0.9                     | -0.8                   | 0.0  |
| 110                             | Paraguay                            | 7.7  | 11.0                    | 19.5                   | 43.8                          | 0.336  | 0.1                               | 1.2  | 9.6   | 0.5                     | -1.1                   | -1.7 |
| 112                             | Moldova (Republic of)               | 13.8   | 13.0                    | 23.3                   | 60.7                          | 0.165  | 0.4                               | 0.4  | 51.4  | -3.3                    | -1.9                   | -3.8 |
| <b>MEDIUM HUMAN DEVELOPMENT</b> |                                     |  |                         |                        |                               |  |                                   |  |   |                         |                        |      |
| 113                             | Philippines                         | 28.4   | 12.6                    | 25.0                   | 30.6                          | 0.287  | 0.1                               | 1.4  | ..  | -0.8                    | -0.7                   | -0.6 |
| 113                             | South Africa                        | -0.1   | 13.2                    | 18.6                   | 47.2                          | 0.121  | 0.7                               | 1.0  | 12.6  | 1.0                     | -0.7                   | 0.4  |
| 115                             | Egypt                               | 2.3  | 18.9                    | 15.3                   | 58.1                          | 0.154  | 0.7                               | 1.4  | ..  | 0.9                     | -1.9                   | -0.1 |
| 116                             | Indonesia                           | 16.0   | 39.6                    | 33.5                   | 40.8                          | 0.128  | 0.1                               | 0.8  | 7.8   | 0.9                     | -1.3                   | ..   |
| 116                             | Viet Nam                            | 18.4   | 3.9                     | 25.8                   | 32.8                          | 0.173  | 0.4                               | 2.3  | 5.5   | 0.8                     | -0.3                   | -0.3 |
| 118                             | Bolivia (Plurinational State of)    | ..   | 9.3                     | 22.2                   | 45.2                          | 0.324  | 0.2                               | 1.8  | 6.9   | -4.6                    | -1.6                   | -5.4 |
| 119                             | Palestine, State of                 | ..   | ..                      | 22.8                   | 47.6                          | 0.185  | 0.5                               | ..   | ..  | ..                      | ..                     | -0.4 |
| 120                             | Iraq                                | -13.0  | ..                      | 17.4                   | 28.4                          | 0.937  | 0.0                               | 3.8  | ..  | ..                      | ..                     | ..   |
| 121                             | El Salvador                         | 4.1  | 19.9                    | 16.9                   | 38.5                          | 0.221  | 0.1                               | 1.0  | 9.7   | -2.8                    | -1.6                   | -4.0 |
| 122                             | Kyrgyzstan                          | -1.0   | 18.6                    | 32.2                   | 92.1                          | 0.316  | 0.1                               | 2.9  | 4.1   | -5.0                    | -3.5                   | -2.2 |
| 123                             | Morocco                             | 21.0   | 10.9                    | 33.2                   | 20.3                          | 0.175  | 0.7                               | 3.2  | ..  | ..                      | -1.5                   | 0.0  |
| 124                             | Nicaragua                           | 15.1   | 16.0                    | 29.0                   | 27.7                          | 0.219  | 0.1                               | 0.6  | ..  | -1.0                    | -1.3                   | -0.9 |
| 125                             | Cabo Verde                          | 8.6  | 5.8                     | 37.3                   | 47.7                          | 0.325  | 0.1                               | 0.5  | 18.2  | ..                      | ..                     | -2.1 |
| 125                             | Guyana                              | 18.0   | 5.3                     | 30.1                   | ..                            | 0.491  | ..                                | 1.6  | 6.8   | 0.0                     | -0.5                   | ..   |
| 127                             | Guatemala                           | 2.3  | 22.3                    | 12.1                   | 19.0                          | 0.133  | 0.0                               | 0.4  | 21.9  | -2.3                    | -1.1                   | -2.7 |
| 127                             | Tajikistan                          | -6.5   | 28.1                    | 31.1                   | 80.2                          | 0.349  | 0.1                               | 1.2  | 9.9   | -4.1                    | -0.9                   | 0.4  |
| 129                             | Namibia                             | 2.7  | ..                      | 17.7                   | 31.4                          | 0.275  | 0.3                               | 3.3  | ..  | -3.1                    | -0.9                   | -1.1 |
| 130                             | India                               | 15.5   | 17.3                    | 30.8                   | 18.5                          | 0.120  | 0.6                               | 2.5  | 3.1   | -1.4                    | -1.3                   | ..   |
| 131                             | Micronesia (Federated States of)    | ..   | ..                      | ..                     | ..                            | 0.835  | ..                                | ..   | ..  | ..                      | ..                     | -0.3 |
| 132                             | Timor-Leste                         | 21.2   | ..                      | 16.2                   | 38.8                          | 0.579  | ..                                | 0.9  | ..  | -2.4                    | ..                     | -2.9 |
| 133                             | Honduras                            | 18.5   | 15.4                    | 23.8                   | 27.9                          | 0.212  | ..                                | 1.6  | 9.1   | -2.3                    | -0.9                   | -4.4 |
| 134                             | Bhutan                              | 23.6   | 11.6                    | 47.2                   | 21.1                          | 0.372  | ..                                | ..   | ..  | ..                      | ..                     | -2.7 |
| 134                             | Kiribati                            | ..   | ..                      | ..                     | ..                            | 0.892  | ..                                | ..   | ..  | ..                      | ..                     | ..   |
| 136                             | Bangladesh                          | 26.0   | 4.7                     | 30.5                   | 27.2                          | 0.406  | ..                                | 1.5  | 3.5   | -2.6                    | -1.2                   | 0.0  |
| 137                             | Congo                               | -22.6  | 1.8                     | 26.6                   | ..                            | 0.669  | ..                                | 5.6  | ..  | -4.1                    | -0.6                   | 1.6  |
| 138                             | Vanuatu                             | 22.9   | 1.8                     | 26.4                   | ..                            | 0.532  | ..                                | ..   | ..  | ..                      | ..                     | ..   |
| 139                             | Lao People's Democratic Republic    | -1.0   | 12.9                    | 29.0                   | 33.2                          | 0.204  | ..                                | 0.2  | 31.1  | 0.7                     | -1.3                   | 1.9  |
| 140                             | Ghana                               | -14.8  | 10.5                    | 16.1                   | 24.8                          | 0.428  | 0.4                               | 0.4  | 17.2  | 2.0                     | -0.5                   | -0.4 |
| 141                             | Equatorial Guinea                   | ..   | ..                      | 12.1                   | ..                            | 0.681  | ..                                | 0.2  | ..  | ..                      | ..                     | ..   |
| 142                             | Kenya                               | 0.8  | 10.6                    | 19.3                   | ..                            | 0.196  | 0.8                               | 1.3  | 8.0   | -2.4                    | -1.3                   | 0.0  |
| 143                             | Sao Tome and Principe               | ..   | 2.9                     | ..                     | ..                            | 0.593  | ..                                | ..   | ..  | ..                      | ..                     | -0.7 |
| 144                             | Eswatini (Kingdom of)               | 12.3   | 2.1                     | 12.4                   | 15.8                          | 0.229  | ..                                | 2.0  | 7.7   | -2.4                    | -0.6                   | 0.7  |
| 144                             | Zambia                              | 10.9   | 8.6                     | 38.2                   | ..                            | 0.664  | 0.3                               | 1.3  | ..  | 1.2                     | -1.3                   | 2.3  |
| 146                             | Cambodia                            | 6.2  | 6.0                     | 22.9                   | 9.7                           | 0.286  | 0.1                               | 2.1  | 4.9   | -4.7                    | -1.3                   | ..   |
| 147                             | Angola                              | -38.4  | 26.5                    | 7.8                    | 11.2                          | 0.934  | ..                                | 2.5  | ..  | -2.7                    | ..                     | ..   |
| 148                             | Myanmar                             | 23.9   | 0.8                     | 32.9                   | 17.7                          | 0.289  | ..                                | 2.5  | ..  | ..                      | ..                     | ..   |
| 149                             | Nepal                               | 32.5   | 8.9                     | 42.5                   | 24.7                          | 0.147  | 0.3                               | 1.6  | 6.3   | -2.8                    | -2.2                   | -3.3 |
| 150                             | Pakistan                            | 14.7   | 15.4                    | 16.1                   | 28.3                          | 0.214  | 0.2                               | 3.5  | 1.5   | -0.2                    | -0.8                   | -0.6 |
| 151                             | Cameroon                            | 2.3  | 6.3                     | 21.6                   | 21.1                          | 0.407  | ..                                | 1.2  | 6.3   | 0.1                     | -1.1                   | 4.1  |
| <b>LOW HUMAN DEVELOPMENT</b>    |                                     |  |                         |                        |                               |  |                                   |  |   |                         |                        |      |
| 152                             | Solomon Islands                     | -6.4   | 3.9                     | 14.6                   | ..                            | 0.713  | ..                                | ..   | ..  | ..                      | ..                     | -3.5 |
| 153                             | Papua New Guinea                    | ..   | 49.1                    | ..                     | 27.2                          | 0.286  | ..                                | 0.3  | ..  | ..                      | 0.7                    | ..   |
| 154                             | Tanzania (United Republic of)       | 13.3   | 5.4                     | 24.8                   | 5.1                           | 0.322  | 0.5                               | 1.1  | 9.4   | -1.8                    | -0.8                   | -0.5 |
| 155                             | Syrian Arab Republic                | ..   | 3.1                     | 27.8                   | ..                            | 0.165  | ..                                | 4.1  | ..  | ..                      | 0.1                    | ..   |
| 156                             | Zimbabwe                            | -20.7  | 13.4                    | 16.9                   | 13.4                          | 0.366  | ..                                | 1.9  | 7.1   | ..                      | -0.8                   | ..   |
| 157                             | Nigeria                             | 3.3  | 6.3                     | 15.3                   | ..                            | 0.734  | 0.2                               | 0.4  | ..  | -2.4                    | ..                     | 1.1  |
| 158                             | Rwanda                              | -6.7   | 8.3                     | 23.4                   | 6.8                           | 0.327  | ..                                | 1.2  | 11.9  | -2.7                    | -1.8                   | -1.3 |

**DASHBOARD 5 SOCIOECONOMIC SUSTAINABILITY**

| HDI rank  | SDG 17.4<br>Economic sustainability |  |                                       |   |  | SDG 9.5<br>Social sustainability                             |   |  |   |   |   |
|---|-------------------------------------|--|---------------------------------------|---|--|--|---|--|---|---|---|
|   | Adjusted net savings<br>(% of GNI)  | Total debt service<br>(% of exports of goods, services and primary income) | Gross capital formation<br>(% of GDP) | Skilled labour force<br>(% of labour force) | Concentration index (exports)<br>(value) | Education and health expenditure versus military expenditure |   |  | Overall loss in HDI value due to inequality<br>2010/2017 <sup>f</sup> | Gender Inequality Index<br>2005/2017 <sup>f</sup> | Income quintile ratio<br>2005/2017 <sup>f</sup> |
|   |                                     |  |                                       |   |  | Research and development expenditure<br>(% of GDP)           | Military expenditure <sup>a</sup><br>(% of GDP) | Ratio of education and health expenditure to military expenditure <sup>b</sup><br>2010–2015 <sup>e</sup> |   |   |   |
|   | 2006–2016 <sup>d</sup>              | 2006–2016 <sup>d</sup>   | 2011–2017 <sup>d</sup>                | 2011–2017 <sup>d</sup>                      | 2016                                     | 2005–2015 <sup>d</sup>                                       | 2010–2017 <sup>d</sup>                          | 2010–2015 <sup>e</sup>   | Average annual change <sup>e</sup><br>(%)                             |   |   |
| 159 Lesotho   | 6.5                                 | 4.2  | 28.3                                  | 31.2  | 0.278                                    | 0.1  | 2.0   | ..   | -1.3  | -0.6  | 1.1   |
| 159 Mauritania  | -12.7                               | 13.2   | 56.8                                  | 6.0   | 0.360                                    | ..   | 2.9   | 2.6  | -0.9  | ..  | -2.4  |
| 161 Madagascar  | 6.5                                 | 3.7  | 15.2                                  | 38.4  | 0.300                                    | 0.0  | 0.6   | 9.0  | -1.6  | ..  | 2.0   |
| 162 Uganda  | -10.8                               | 18.8   | 24.0                                  | ..  | 0.170                                    | 0.5  | 1.8   | 5.4  | -1.7  | -1.1  | -0.7  |
| 163 Benin   | 3.8                                 | 3.5  | 28.6                                  | 17.9  | 0.312                                    | ..   | 1.3   | 7.6  | 0.6   | -0.6  | 13.3  |
| 164 Senegal   | 8.0                                 | 10.5   | 28.5                                  | 11.8  | 0.215                                    | 0.5  | 1.9   | 7.0  | -1.4  | -1.5  | 0.4   |
| 165 Comoros   | 2.1                                 | 0.6  | 20.9                                  | ..  | 0.683                                    | ..   | ..  | ..   | 0.5   | ..  | -2.5  |
| 165 Togo  | -31.0                               | 3.2  | 26.4                                  | 7.2   | 0.204                                    | 0.3  | 1.9   | 6.9  | -0.5  | -0.9  | ..  |
| 167 Sudan   | -5.2                                | 6.4  | 18.9                                  | ..  | 0.648                                    | 0.3  | 3.5   | ..   | ..  | -1.3  | ..  |
| 168 Afghanistan   | -28.5                               | 3.5  | 17.7                                  | ..  | 0.319                                    | ..   | 0.9   | 13.6   | ..  | -1.0  | ..  |
| 168 Haiti   | 22.2                                | 5.2  | 43.4                                  | ..  | 0.509                                    | ..   | 0.0   | ..   | -0.6  | 0.3   | ..  |
| 170 Côte d'Ivoire   | 25.9                                | 6.4  | 22.6                                  | 8.8   | 0.376                                    | ..   | 1.2   | 6.0  | 0.3   | -0.3  | 0.5   |
| 171 Malawi  | -19.1                               | 5.0  | 13.4                                  | 11.7  | 0.415                                    | ..   | 0.8   | 23.4   | -0.8  | -0.4  | 3.3   |
| 172 Djibouti  | ..                                  | 7.1  | 50.4                                  | ..  | 0.224                                    | ..   | 3.6   | ..   | -0.6  | ..  | 2.9   |
| 173 Ethiopia  | 4.0                                 | 21.0   | 39.0                                  | 7.3   | 0.302                                    | 0.6  | 0.7   | 10.6   | -2.5  | -1.5  | 6.3   |
| 174 Gambia  | -16.9                               | 15.2   | 19.2                                  | 12.9  | 0.353                                    | 0.1  | 1.5   | 7.7  | -0.7  | -0.4  | -4.2  |
| 175 Guinea  | ..                                  | 2.6  | 43.1                                  | ..  | 0.448                                    | ..   | 1.6   | 3.0  | -1.9  | ..  | -3.3  |
| 176 Congo (Democratic Republic of the)                        | -12.4                               | 4.3  | 20.8                                  | 44.4  | 0.509                                    | 0.1  | 0.8   | 5.1  | -2.3  | -0.2  | 0.3   |
| 177 Guinea-Bissau   | -18.7                               | 0.7  | 10.5                                  | ..  | 0.876                                    | ..   | 1.6   | 3.3  | -1.0  | ..  | 10.0  |
| 178 Yemen   | -10.0                               | 18.8   | 1.7                                   | 30.9  | 0.349                                    | ..   | 4.0   | ..   | -1.0  | 0.2   | 1.1   |
| 179 Eritrea   | ..                                  | ..   | 10.0                                  | ..  | 0.402                                    | ..   | ..  | ..   | ..  | ..  | ..  |
| 180 Mozambique  | -15.8                               | 12.6   | 35.6                                  | 8.0   | 0.270                                    | 0.3  | 0.8   | 11.3   | -4.0  | -1.0  | 3.9   |
| 181 Liberia   | -39.3                               | 2.9  | 20.1                                  | 19.8  | 0.331                                    | ..   | 0.6   | 13.8   | -2.2  | -0.3  | ..  |
| 182 Mali  | -5.0                                | 4.2  | 19.9                                  | 5.2   | 0.737                                    | 0.6  | 3.0   | 4.1  | -1.6  | -0.5  | -2.7  |
| 183 Burkina Faso  | -8.4                                | 4.4  | 25.5                                  | 4.0   | 0.750                                    | 0.2  | 1.5   | 6.8  | -1.6  | -0.4  | -3.4  |
| 184 Sierra Leone  | -29.5                               | 6.6  | 20.1                                  | 16.3  | 0.658                                    | ..   | 0.8   | 23.0   | -1.0  | -0.3  | -2.4  |
| 185 Burundi   | -28.9                               | 16.7   | 16.9                                  | ..  | 0.445                                    | 0.1  | 1.8   | 6.1  | -1.4  | -0.9  | ..  |
| 186 Chad  | ..                                  | ..   | 21.4                                  | ..  | 0.738                                    | ..   | 2.1   | 1.4  | -0.4  | ..  | 3.2   |
| 187 South Sudan   | ..                                  | ..   | 17.3                                  | ..  | ..                                       | ..   | 4.6   | 0.4  | ..  | ..  | ..  |
| 188 Central African Republic                                  | ..                                  | ..   | 17.7                                  | ..  | 0.460                                    | ..   | 1.4   | ..   | 0.0   | -0.2  | 8.6   |
| 189 Niger   | 2.6                                 | 6.3  | 33.7                                  | 1.9   | 0.297                                    | ..   | 2.5   | 7.1  | -2.0  | -0.6  | -3.5  |
| <b>OTHER COUNTRIES OR TERRITORIES</b>                         |                                     |  |                                       |   |  |  |   |  |   |   |   |
| .. Korea (Democratic People's Rep. of)                        | ..                                  | ..   | ..                                    | ..  | 0.399                                    | ..   | ..  | ..   | ..  | ..  | ..  |
| .. Monaco   | ..                                  | ..   | ..                                    | ..  | ..                                       | 0.0  | ..  | ..   | ..  | ..  | ..  |
| .. Nauru  | ..                                  | ..   | ..                                    | ..  | 0.693                                    | ..   | ..  | ..   | ..  | ..  | ..  |
| .. San Marino   | ..                                  | ..   | ..                                    | ..  | ..                                       | ..   | ..  | ..   | ..  | ..  | ..  |
| .. Somalia  | ..                                  | ..   | ..                                    | ..  | 0.448                                    | ..   | 0.0   | ..   | ..  | ..  | ..  |
| .. Tuvalu   | ..                                  | ..   | ..                                    | ..  | 0.536                                    | ..   | ..  | ..   | ..  | ..  | ..  |
| <b>Human development groups</b>                               |                                     |  |                                       |   |  |  |   |  |   |   |   |
| Very high human development                                   | 8.1                                 | ..   | 21.5                                  | 86.1  | —  | 2.4  | 2.4   | 7.4  | -0.5  | -2.4  | —   |
| High human development  | 18.0                                | 13.1   | 36.1                                  | ..  | —  | 1.6  | 1.8   | ..   | -4.2  | -1.5  | —   |
| Medium human development                                      | 13.0                                | 16.7   | 27.2                                  | 25.8  | —  | 0.4  | 2.0   | 4.3  | -1.2  | -1.2  | —   |
| Low human development   | 0.1                                 | 9.8  | 21.1                                  | ..  | —  | ..   | 1.3   | ..   | -1.9  | -0.7  | —   |
| <b>Developing countries</b>                                   | <b>15.5</b>                         | <b>14.1</b>  | <b>32.7</b>                           | <b>33.3</b>                                 | <b>—</b>                                 | <b>1.2</b>   | <b>2.1</b>                                      | <b>..</b>  | <b>-2.3</b>   | <b>-0.9</b>                                       | <b>—</b>  |
| <b>Regions</b>  |                                     |  |                                       |   |  |  |   |  |   |   |   |
| Arab States   | 8.4                                 | 12.5   | 27.5                                  | 47.6  | —  | 0.6  | 6.0   | ..   | -1.2  | -1.1  | —   |
| East Asia and the Pacific                                     | 21.6                                | 7.2  | 41.0                                  | ..  | —  | ..   | 1.8   | ..   | -4.1  | -0.8  | —   |
| Europe and Central Asia                                       | 8.5                                 | 34.0   | 29.1                                  | 71.0  | —  | 0.8  | 2.0   | 4.5  | -3.9  | -2.4  | —   |
| Latin America and the Caribbean                               | 8.0                                 | 29.6   | 19.8                                  | 55.0  | —  | 0.7  | 1.2   | ..   | -2.0  | -1.2  | —   |
| South Asia  | 16.3                                | 16.2   | 30.1                                  | 20.7  | —  | 0.5  | 2.6   | 3.1  | -1.7  | -1.2  | —   |
| Sub-Saharan Africa  | -2.2                                | 11.3   | 19.8                                  | ..  | —  | 0.5  | 1.1   | 8.8  | -1.8  | -0.7  | —   |
| <b>Least developed countries</b>                              | <b>3.3</b>                          | <b>9.6</b>   | <b>25.7</b>                           | <b>19.7</b>                                 | <b>—</b>                                 | <b>..</b>  | <b>1.8</b>                                      | <b>5.2</b>   | <b>-2.1</b>   | <b>-0.9</b>                                       | <b>—</b>  |
| <b>Small island developing states</b>                         | <b>..</b>                           | <b>21.5</b>  | <b>19.1</b>                           | <b>..</b>                                   | <b>—</b>                                 | <b>..</b>  | <b>..</b>                                       | <b>..</b>  | <b>-2.4</b>   | <b>..</b>   | <b>—</b>  |
| <b>Organisation for Economic Co-operation and Development</b> | <b>8.0</b>                          | <b>..</b>  | <b>21.3</b>                           | <b>81.0</b>                                 | <b>—</b>                                 | <b>2.5</b>   | <b>2.1</b>                                      | <b>7.8</b>   | <b>-0.6</b>   | <b>-2.4</b>                                       | <b>—</b>  |
| <b>World</b>  | <b>10.7</b>                         | <b>16.2</b>  | <b>25.5</b>                           | <b>47.9</b>                                 | <b>—</b>                                 | <b>2.0</b>   | <b>2.2</b>                                      | <b>7.2</b>   | <b>-2.1</b>   | <b>-0.9</b>                                       | <b>—</b>  |

**NOTES**

Three-colour coding is used to visualize partial grouping of countries and aggregates by indicator. For each indicator countries are divided into three groups of approximately equal size (terciles): the top third, the middle third and the bottom third. Aggregates are colour coded using the same tercile cutoffs. See *Technical note 6* at [http://hdr.undp.org/sites/default/files/hdr2018\\_technical\\_notes.pdf](http://hdr.undp.org/sites/default/files/hdr2018_technical_notes.pdf) for details about partial grouping in this table.

- a** This column is intentionally left without colour because it is meant to provide context for the indicator on education and health expenditure.
- b** Data on government expenditure on education and health are available in tables 8 and 9 and at <http://hdr.undp.org/en/data>.
- c** A negative value indicates that inequality declined over the period specified.
- d** Data refer to the most recent year available during the period specified.
- e** Data refer to the most recent year for which all three types of expenditure (education, health and military) are available during the period specified.
- f** The trend data used to calculate the change are available at <http://hdr.undp.org/en/data>.

**DEFINITIONS**

**Adjusted net savings:** Net national savings plus education expenditure and minus energy depletion, mineral depletion, net forest depletion, and carbon dioxide and particulate emissions damage. Net national savings are equal to gross national savings less the value of consumption of fixed capital.

**Total debt service:** Sum of principal repayments and interest actually paid in currency, goods or services on long-term debt; interest paid on short-term debt; and repayments (repurchases and charges) to the International Monetary Fund. It is expressed as a percentage of exports of goods, services and primary income.

**Gross capital formation:** Outlays on additions to the fixed assets of the economy plus net changes in inventories. Fixed assets include land improvements (such as fences, ditches and drains); plant, machinery and equipment purchases; and construction of roads, railways and the like, including schools, offices, hospitals, private residential dwellings and commercial and industrial buildings. Inventories are stocks of goods held by firms to meet temporary or unexpected fluctuations in production or sales as well as goods that are work in progress. Net acquisitions of valuables are also considered capital formation. Gross capital formation was formerly known as gross domestic investment.

**Skilled labour force:** Percentage of the labour force ages 15 and older with intermediate

or advanced education, as classified by the International Standard Classification of Education.

**Concentration index (exports):** A measure of the degree of product concentration in exports from a country (also referred to as the Herfindahl-Hirschmann Index). A value closer to 0 indicates that a country's exports are more homogeneously distributed among a series of products (reflecting a well diversified economy); a value closer to 1 indicates that a country's exports are highly concentrated among a few products.

**Research and development expenditure:** Current and capital expenditures (both public and private) on creative work undertaken systematically to increase knowledge, including knowledge of humanity, culture and society, and the use of knowledge for new applications. Research and development covers basic research, applied research and experimental development.

**Military expenditures:** All current and capital expenditures on the armed forces, including peacekeeping forces; defence ministries and other government agencies engaged in defence projects; paramilitary forces, if these are judged to be trained and equipped for military operations; and military space activities.

**Ratio of education and health expenditure to military expenditure:** Sum of government expenditure on education and health divided by military expenditure.

**Overall loss in HDI value due to inequality, average annual change:** Percentage change in overall loss in Human Development Index (HDI) value due to inequality over 2010–2017, divided by the respective number of years.

**Gender Inequality Index, average annual change:** Percentage change in Gender Inequality Index value over 2005–2017, divided by the respective number of years.

**Income quintile ratio, average annual change:** Percentage change in the ratio of the average income of the richest 20 percent of the population to the average income of the poorest 20 percent of the population over 2005–2017, divided by the respective number of years.

**MAIN DATA SOURCES**

**Columns 1–3, 6 and 7:** World Bank (2018a).

**Column 4:** ILO (2018a).

**Column 5:** UNCTAD (2018).

**Columns 8 and 11:** HDRO calculations based on data from World Bank (2018a).

**Column 9:** HDRO calculations based on the Inequality-adjusted HDI time series.

**Column 10:** HDRO calculations based on the Gender Inequality Index time series.

# Developing regions

## **Arab States (20 countries or territories)**

Algeria, Bahrain, Djibouti, Egypt, Iraq, Jordan, Kuwait, Lebanon, Libya, Morocco, Oman, State of Palestine, Qatar, Saudi Arabia, Somalia, Sudan, Syrian Arab Republic, Tunisia, United Arab Emirates, Yemen

## **East Asia and the Pacific (24 countries)**

Cambodia, China, Fiji, Indonesia, Kiribati, Democratic People's Republic of Korea, Lao People's Democratic Republic, Malaysia, Marshall Islands, Federated States of Micronesia, Mongolia, Myanmar, Nauru, Palau, Papua New Guinea, Philippines, Samoa, Solomon Islands, Thailand, Timor-Leste, Tonga, Tuvalu, Vanuatu, Viet Nam

## **Europe and Central Asia (17 countries)**

Albania, Armenia, Azerbaijan, Belarus, Bosnia and Herzegovina, Georgia, Kazakhstan, Kyrgyzstan, Republic of Moldova, Montenegro, Serbia, Tajikistan, The former Yugoslav Republic of Macedonia, Turkey, Turkmenistan, Ukraine, Uzbekistan

## **Latin America and the Caribbean (33 countries)**

Antigua and Barbuda, Argentina, Bahamas, Barbados, Belize, Plurinational State of Bolivia, Brazil, Chile, Colombia, Costa Rica, Cuba, Dominica, Dominican Republic, Ecuador, El Salvador, Grenada, Guatemala, Guyana, Haiti, Honduras, Jamaica, Mexico, Nicaragua, Panama, Paraguay, Peru, Saint Kitts and Nevis, Saint Lucia, Saint Vincent and the Grenadines, Suriname, Trinidad and Tobago, Uruguay, Bolivarian Republic of Venezuela

## **South Asia (9 countries)**

Afghanistan, Bangladesh, Bhutan, India, Islamic Republic of Iran, Maldives, Nepal, Pakistan, Sri Lanka

## **Sub-Saharan Africa (46 countries)**

Angola, Benin, Botswana, Burkina Faso, Burundi, Cabo Verde, Cameroon, Central African Republic, Chad, Comoros, Congo, Democratic Republic of the Congo, Côte d'Ivoire, Equatorial Guinea, Eritrea, Kingdom of Eswatini, Ethiopia, Gabon, Gambia, Ghana, Guinea, Guinea-Bissau, Kenya, Lesotho, Liberia, Madagascar, Malawi, Mali, Mauritania, Mauritius, Mozambique, Namibia, Niger, Nigeria, Rwanda, São Tomé and Príncipe, Senegal, Seychelles, Sierra Leone, South Africa, South Sudan, United Republic of Tanzania, Togo, Uganda, Zambia, Zimbabwe

Note: All countries listed in developing regions are included in aggregates for developing countries. Countries included in aggregates for Least Developed Countries and Small Island Developing States follow UN classifications, which are available at [www.unohrls.org](http://www.unohrls.org). Countries included in aggregates for Organisation for Economic Co-operation and Development are listed at [www.oecd.org/about/membersandpartners/list-oecd-member-countries.htm](http://www.oecd.org/about/membersandpartners/list-oecd-member-countries.htm).

# Index to Sustainable Development Goal indicators

| Global Sustainable Development Goal and target   | Indicator for measuring progress in human development   | Indicator table |
|--|---|-----------------|
| <b>Goal 1. End poverty in all its forms everywhere</b>   |   |                 |
| 1.1 By 2030, eradicate extreme poverty for all people everywhere, currently measured as people living on less than \$1.25 a day  | Population living below income poverty line, PPP \$1.90 a day (%)   | 6               |
| 1.2 By 2030, reduce at least by half the proportion of men, women and children of all ages living in poverty in all its dimensions according to national definitions   | Population living below income poverty line, national poverty line (%)  | 6               |
|  | Population in multidimensional poverty, headcount (%)   | 6               |
|  | Population in multidimensional poverty, headcount (thousands)   | 6               |
| 1.3 Implement nationally appropriate social protection systems and measures for all, including floors, and by 2030 achieve substantial coverage of the poor and the vulnerable   | Old-age pension recipients (% of statutory pension age population)  | 11              |
|  | Old-age pension recipients (female to male ratio)   | D2              |
|  | Mandatory paid maternity leave (days)   | D3              |
| 1.5 By 2030, build the resilience of the poor and those in vulnerable situations and reduce their exposure and vulnerability to climate-related extreme events and other economic, social and environmental shocks and disasters   | Internally displaced persons (thousands) <sup>a</sup>   | 12              |
|  | Refugees by country of origin (thousands) <sup>a</sup>  | 12              |
|  | Homeless people due to natural disaster (average annual per million people) <sup>b</sup>                            | 12              |
| 1.a Ensure significant mobilization of resources from a variety of sources, including through enhanced development cooperation, in order to provide adequate and predictable means for developing countries, in particular least developed countries, to implement programmes and policies to end poverty in all its dimensions  | Government expenditure on education (% of GDP) <sup>c</sup>   | 9               |
| <b>Goal 2. End hunger, achieve food security and improved nutrition and promote sustainable agriculture</b>  |   |                 |
| 2.1 By 2030, end hunger and ensure access by all people, in particular the poor and people in vulnerable situations, including infants, to safe, nutritious and sufficient food all year round   | Depth of food deficit (kilocalories per person per day) <sup>d</sup>  | 12              |
| 2.2 By 2030, end all forms of malnutrition, including achieving, by 2025, the internationally agreed targets on stunting and wasting in children under 5 years of age, and address the nutritional needs of adolescent girls, pregnant and lactating women and older persons   | Child malnutrition, stunting (moderate or severe) (% under age 5)   | 8               |
| <b>Goal 3. Ensure healthy lives and promote well-being for all at all ages</b>   |   |                 |
| 3. Ensure healthy lives and promote well-being for all at all ages   | Life expectancy at birth (years)  | 1               |
|  | Life expectancy at birth, female (years)  | 4               |
|  | Life expectancy at birth, male (years)  | 4               |
|  | Mortality rate, female adult (per 1,000 people) <sup>e</sup>  | 8               |
|  | Mortality rate, male adult (per 1,000 people) <sup>e</sup>  | 8               |
| 3.1 By 2030, reduce the global maternal mortality ratio to less than 70 per 100,000 live births  | Maternal mortality ratio (deaths per 100,000 live births)   | 5, D3           |
|  | Proportion of births attended by skilled health personnel (%)   | D3              |
| 3.2 By 2030, end preventable deaths of newborns and children under 5 years of age, with all countries aiming to reduce neonatal mortality to at least as low as 12 per 1,000 live births and under-5 mortality to at least as low as 25 per 1,000 live births  | Mortality rate, infant (per 1,000 live births)  | 8               |
|  | Mortality rate, under-five (per 1,000 live births)  | 8               |
| 3.3 By 2030, end the epidemics of AIDS, tuberculosis, malaria and neglected tropical diseases and combat hepatitis, water-borne diseases and other communicable diseases   | Malaria incidence (per 1,000 people at risk)  | 8               |
|  | Tuberculosis incidence (per 100,000 people)   | 8               |
|  | HIV prevalence, adult (% ages 15–49) <sup>f</sup>   | 8               |
| 3.4 By 2030, reduce by one third premature mortality from non-communicable diseases through prevention and treatment and promote mental health and well-being  | Suicide rate, female (per 100,000 people)   | 12              |
|  | Suicide rate, male (per 100,000 people)   | 12              |
| 3.7 By 2030, ensure universal access to sexual and reproductive health-care services, including for family planning, information and education, and the integration of reproductive health into national strategies and programmes   | Adolescent birth rate (births per 1,000 women ages 15–19)   | 5, D3           |
|  | Contraceptive prevalence, any method (% of married or in-union women of reproductive age, 15–49 years) <sup>g</sup> | D3              |
| 3.9 By 2030, substantially reduce the number of deaths and illnesses from hazardous chemicals and air, water and soil pollution and contamination  | Mortality rate attributed to household and ambient air pollution (per 100,000 population)                           | D4              |
|  | Mortality rate attributed to unsafe water, sanitation and hygiene services (per 100,000 population)                 | D4              |
| 3.b Support the research and development of vaccines and medicines for the communicable and non-communicable diseases that primarily affect developing countries, provide access to affordable essential medicines and vaccines, in accordance with the Doha Declaration on the TRIPS Agreement and Public Health, which affirms the right of developing countries to use to the full the provisions in the Agreement on Trade-Related Aspects of Intellectual Property Rights regarding flexibilities to protect public health, and, in particular, provide access to medicines for all | Infants lacking immunization, DPT (% of one-year-olds)  | 8               |
|  | Infants lacking immunization, measles (% of one-year-olds)  | 8               |
| 3.c Substantially increase health financing and the recruitment, development, training and retention of the health workforce in developing countries, especially in least developed countries and small island developing States   | Current health expenditure (% of GDP)   | 8               |
| <b>Goal 4. Ensure inclusive and equitable quality education and promote lifelong learning opportunities for all</b>  |   |                 |
| 4.1 By 2030, ensure that all girls and boys complete free, equitable and quality primary and secondary education leading to relevant and effective learning outcomes   | Gross enrolment ratio, primary (% of primary school-age population)   | 9               |
|  | Gross enrolment ratio, secondary (% of secondary school-age population)   | 9               |
|  | Programme for International Student Assessment (PISA) score in mathematics  | D1              |
|  | Programme for International Student Assessment (PISA) score in reading  | D1              |
|  | Programme for International Student Assessment (PISA) score in science  | D1              |
|  | Gross enrolment ratio, primary (female to male ratio)   | D2              |
| 4.2 By 2030, ensure that all girls and boys have access to quality early childhood development, care and pre-primary education so that they are ready for primary education  | Gross enrolment ratio, pre-primary (% of preschool-age children)  | 9               |
|  | Gross enrolment ratio, pre-primary (female to male ratio)   | D2              |
| 4.3 By 2030, ensure equal access for all women and men to affordable and quality technical, vocational and tertiary education, including university  | Expected years of schooling (years)   | 1               |
|  | Expected years of schooling, female (years) <sup>h</sup>  | 4               |
|  | Expected years of schooling, male (years) <sup>h</sup>  | 4               |
|  | Gross enrolment ratio, tertiary (% of tertiary school-age population) <sup>h</sup>                                  | 9               |

| Global Sustainable Development Goal and target  | Indicator for measuring progress in human development   | Indicator table |
|---|---|-----------------|
| 4.6 By 2030, ensure that all youth and a substantial proportion of adults, both men and women, achieve literacy and numeracy  | Mean years of schooling (years)   | 1               |
|   | Mean years of schooling, female (years) <sup>i</sup>  | 4               |
|   | Mean years of schooling, male (years) <sup>i</sup>  | 4               |
|   | Population with at least some secondary education, female (% ages 25 and older) <sup>j</sup>                        | 5               |
|   | Population with at least some secondary education, male (% ages 25 and older) <sup>j</sup>                          | 5               |
|   | Literacy rate, adult (% ages 15 and older) <sup>i</sup>   | 9               |
|   | Literacy rate, youth, female (% ages 15–24) <sup>i</sup>  | 9               |
|   | Literacy rate, youth, male (% ages 15–24) <sup>i</sup>  | 9               |
|   | Population with at least some secondary education (% ages 25 and older) <sup>j</sup>                                | 9               |
|   | Population with at least some secondary education (female to male ratio) <sup>j</sup>                               | D2              |
| 4.a Build and upgrade education facilities that are child, disability and gender sensitive and provide non-violent, inclusive and effective learning environments for all   | Proportion of schools with access to the Internet (%)   | D1              |
| 4.c By 2030, substantially increase the supply of qualified teachers, including through international cooperation for teacher training in developing countries, especially least developed countries and small island developing States   | Primary school teachers trained to teach (%)  | D1              |
| <b>Goal 5. Achieve gender equality and empower all women and girls</b>  |   |                 |
| 5. Achieve gender equality and empower all women and girls  | Gender Inequality Index, average annual change (%)  | D5              |
| 5.2 Eliminate all forms of violence against all women and girls in the public and private spheres, including trafficking and sexual and other types of exploitation   | Violence against women ever experienced, intimate partner (% of female population ages 15 and older)                | D3              |
|   | Violence against women ever experienced, nonintimate partner (% of female population ages 15 and older)             | D3              |
| 5.3 Eliminate all harmful practices, such as child, early and forced marriage and female genital mutilation   | Child marriage, women married by age 18 (% of women ages 20–24 years who are married or in union)                   | D3              |
| 5.4 Recognize and value unpaid care and domestic work through the provision of public services, infrastructure and social protection policies and the promotion of shared responsibility within the household and the family as nationally appropriate  | Time spent on unpaid domestic chores and care work, women ages 15 and older (% of 24-hour day)                      | D2              |
|   | Time spent on unpaid domestic chores and care work (female to male ratio)   | D2              |
| 5.5 Ensure women's full and effective participation and equal opportunities for leadership at all levels of decision-making in political, economic and public life  | Share of seats in parliament (% held by women)  | 5, D2           |
|   | Female share of employment in senior and middle management (%)  | D3              |
| 5.6 Ensure universal access to sexual and reproductive health and reproductive rights as agreed in accordance with the Programme of Action of the International Conference on Population and Development and the Beijing Platform for Action and the outcome documents of their review conferences            | Unmet need for family planning (% of married or in-union women of reproductive age, 15–49 years)                    | D3              |
|   | Contraceptive prevalence, any method (% of married or in-union women of reproductive age, 15–49 years) <sup>g</sup> | D3              |
| <b>Goal 6. Ensure availability and sustainable management of water and sanitation for all</b>   |   |                 |
| 6.1 By 2030, achieve universal and equitable access to safe and affordable drinking water for all   | Population using improved drinking-water sources (%)  | D1              |
| 6.2 By 2030, achieve access to adequate and equitable sanitation and hygiene for all and end open defecation, paying special attention to the needs of women and girls and those in vulnerable situations   | Population using improved sanitation facilities (%)   | D1              |
| 6.4 By 2030, substantially increase water-use efficiency across all sectors and ensure sustainable withdrawals and supply of freshwater to address water scarcity and substantially reduce the number of people suffering from water scarcity   | Fresh water withdrawals (% of total renewable water resources)  | D4              |
| <b>Goal 7. Ensure access to affordable, reliable, sustainable and modern energy for all</b>   |   |                 |
| 7.1 By 2030, ensure universal access to affordable, reliable and modern energy services   | Rural population with access to electricity (%)   | D1              |
| 7.2 By 2030, increase substantially the share of renewable energy in the global energy mix  | Renewable energy consumption (% of total final energy consumption)  | D4              |
| <b>Goal 8. Promote sustained, inclusive and sustainable economic growth, full and productive employment and decent work for all</b>   |   |                 |
| 8.1 Sustain per capita economic growth in accordance with national circumstances and, in particular, at least 7 per cent gross domestic product growth per annum in the least developed countries   | GDP per capita, annual growth (%)   | 10              |
| 8.3 Promote development-oriented policies that support productive activities, decent job creation, entrepreneurship, creativity and innovation, and encourage the formalization and growth of micro-, small- and medium-sized enterprises, including through access to financial services                     | Share of employment in nonagriculture, female (% of total employment in nonagriculture) <sup>j</sup>                | D2              |
| 8.5 By 2030, achieve full and productive employment and decent work for all women and men, including for young people and persons with disabilities, and equal pay for work of equal value  | Gross national income (GNI) per capita (2011 PPP \$)  | 1               |
|   | Estimated gross national income per capita, female (2011 PPP \$) <sup>k</sup>                                       | 4               |
|   | Estimated gross national income per capita, male (2011 PPP \$) <sup>k</sup>   | 4               |
|   | Unemployment, total (% of labour force)   | 11              |
|   | Unemployment, youth (% ages 15–24)  | 11              |
|   | Youth unemployment rate (female to male ratio)  | D2              |
|   | Total unemployment rate (female to male ratio)  | D2              |
| 8.6 By 2020, substantially reduce the proportion of youth not in employment, education or training  | Youth not in school or employment (% ages 15–24)  | 11              |
| 8.7 Take immediate and effective measures to eradicate forced labour, end modern slavery and human trafficking and secure the prohibition and elimination of the worst forms of child labour, including recruitment and use of child soldiers, and by 2025 end child labour in all its forms                  | Child labour (% ages 5–17)  | 11              |
| 8.9 By 2030, devise and implement policies to promote sustainable tourism that creates jobs and promotes local culture and products   | International inbound tourists (thousands) <sup>l</sup>   | 13              |
| <b>Goal 9. Build resilient infrastructure, promote inclusive and sustainable industrialization and foster innovation</b>  |   |                 |
| 9.2 Promote inclusive and sustainable industrialization and, by 2030, significantly raise industry's share of employment and gross domestic product, in line with national circumstances, and double its share in least developed countries   | Employment in agriculture (% of total employment) <sup>m</sup>  | 11              |
|   | Employment in services (% of total employment) <sup>m</sup>   | 11              |
| 9.4 By 2030, upgrade infrastructure and retrofit industries to make them sustainable, with increased resource-use efficiency and greater adoption of clean and environmentally sound technologies and industrial processes, with all countries taking action in accordance with their respective capabilities | Carbon dioxide emissions, per capita (tonnes) <sup>n</sup>  | D4              |
|   | Carbon dioxide emissions (kg per 2011 PPP \$ of GDP) <sup>n</sup>   | D4              |

| Global Sustainable Development Goal and target  | Indicator for measuring progress in human development                                    | Indicator table |
|---|--|-----------------|
| 9.5 Enhance scientific research, upgrade the technological capabilities of industrial sectors in all countries, in particular developing countries, including, by 2030, encouraging innovation and substantially increasing the number of research and development workers per 1 million people and public and private research and development spending  | Research and development expenditure (% of GDP)  | D5              |
| 9.c Significantly increase access to information and communications technology and strive to provide universal and affordable access to the Internet in least developed countries by 2020   | Mobile phone subscriptions (per 100 people)  | 13              |
| <b>Goal 10. Reduce inequality within and among countries</b>  |  |                 |
| 10.1 By 2030, progressively achieve and sustain income growth of the bottom 40 per cent of the population at a rate higher than the national average  | Income quintile ratio, average annual change (%) <sup>a</sup>                            | D5              |
|   | Overall loss in HDI value due to inequality, average annual change (%)                   | D5              |
| <b>Goal 11. Make cities and human settlements inclusive, safe, resilient and sustainable</b>  |  |                 |
| 11.5 By 2030, significantly reduce the number of deaths and the number of people affected and substantially decrease the direct economic losses relative to global gross domestic product caused by disasters, including water-related disasters, with a focus on protecting the poor and people in vulnerable situations   | Internally displaced persons (thousands) <sup>a</sup>                                    | 12              |
|   | Refugees by country of origin (thousands) <sup>a,p</sup>                                 | 12              |
|   | Homeless people due to natural disaster (average annual per million people) <sup>b</sup> | 12              |
| <b>Goal 12. Ensure sustainable consumption and production patterns</b>  |  |                 |
| 12.c Rationalize inefficient fossil-fuel subsidies that encourage wasteful consumption by removing market distortions, in accordance with national circumstances, including by restructuring taxation and phasing out those harmful subsidies, where they exist, to reflect their environmental impacts, taking fully into account the specific needs and conditions of developing countries and minimizing the possible adverse impacts on their development in a manner that protects the poor and the affected communities | Fossil fuel energy consumption (% of total energy consumption)                           | D4              |
| <b>Goal 13. Take urgent action to combat climate change and its impacts</b>   |  |                 |
| 13.1 Strengthen resilience and adaptive capacity to climate-related hazards and natural disasters in all countries  | Homeless people due to natural disaster (average annual per million people) <sup>b</sup> | 12              |
| <b>Goal 15. Protect, restore and promote sustainable use of terrestrial ecosystems, sustainably manage forests, combat desertification, and halt and reverse land degradation and halt biodiversity loss</b>  |  |                 |
| 15.1 By 2020, ensure the conservation, restoration and sustainable use of terrestrial and inland freshwater ecosystems and their services, in particular forests, wetlands, mountains and drylands, in line with obligations under international agreements   | Forest area (% of total land area)   | D4              |
|   | Forest area, change (%)  | D4              |
| 15.5 Take urgent and significant action to reduce the degradation of natural habitats, halt the loss of biodiversity and, by 2020, protect and prevent the extinction of threatened species   | Red List Index (value)   | D4              |
| <b>Goal 16. Promote peaceful and inclusive societies for sustainable development, provide access to justice for all and build effective, accountable and inclusive institutions at all levels</b>   |  |                 |
| 16.1 Significantly reduce all forms of violence and related death rates everywhere  | Homicide rate (per 100,000 people)   | 12              |
|   | Perceptions of individual well-being, feeling safe, female (% answering yes)             | 14              |
|   | Perceptions of individual well-being, feeling safe, male (% answering yes)               | 14              |
| 16.3 Promote the rule of law at the national and international levels and ensure equal access to justice for all  | Prison population (per 100,000 people) <sup>e</sup>                                      | 12              |
| 16.9 By 2030, provide legal identity for all, including birth registration  | Birth registration (% under age 5)   | 12              |
| <b>Goal 17. Strengthen the means of implementation and revitalize the Global Partnership for Sustainable Development</b>  |  |                 |
| <i>Finance</i>  |  |                 |
| 17.2 Strengthen domestic resource mobilization, including through international support to developing countries, to improve domestic capacity for tax and other revenue collection  | Net official development assistance received (% of GNI)                                  | 13              |
| 17.3 Mobilize additional financial resources for developing countries from multiple sources   | Foreign direct investment, net inflows (% of GDP)  | 13              |
|   | Remittances, inflows (% of GDP)  | 13              |
| 17.4 Assist developing countries in attaining long-term debt sustainability through coordinated policies aimed at fostering debt financing, debt relief and debt restructuring, as appropriate, and address the external debt of highly indebted poor countries to reduce debt distress   | Total debt service (% of exports of goods, services and primary income)                  | D5              |
|   | Total debt service (% of GNI)  | 10              |
| <i>Technology</i>   |  |                 |
| 17.6 Enhance North-South, South-South and triangular regional and international cooperation on and access to science, technology and innovation and enhance knowledge-sharing on mutually agreed terms, including through improved coordination among existing mechanisms, in particular at the United Nations level, and through a global technology facilitation mechanism  | Internet users, total (% of population) <sup>f</sup>                                     | 13              |
| 17.8 Fully operationalize the technology bank and science, technology and innovation capacity-building mechanism for least developed countries by 2017 and enhance the use of enabling technology, in particular information and communications technology  |  |                 |

**NOTES**

- a** The same indicator is used for Sustainable Development Goals (SDGs) 1.5 and 11.5.
- b** The same indicator—number of deaths, missing persons and directly affected persons attributed to disasters per 100,000 population—is used for SDGs 1.5, 11.5 and 13.1.
- c** SDG indicator 1.a.2 is proportion of total government spending on essential services (education, health and social protection).
- d** SDG target 2.1 indicators are on prevalence of malnourishment. In addition, SDG target 2.1 includes ensuring safe, nutritious and sufficient food all year round, which is typically measured by depth of food deficit.

- e** SDG 3 has 13 targets and 27 indicators; mortality rates are considered summary indicators of overall health.
- f** SDG indicator 3.3.1 is number of new HIV infections per 1,000 uninfected population, by sex, age and key populations.
- g** The same indicator is used for SDGs 3.7 and 5.6.
- h** SDG indicator 4.3.1 is participation rate of youth and adults in formal and non-formal education and training in the previous 12 months, by sex.
- i** SDG indicator 4.6.1 is proportion of population in a given age group achieving at least a fixed level of proficiency in functional (a) literacy and (b) numeracy skills, by sex.

- j** SDG indicator 8.3.1 is proportion of informal employment in non-agriculture employment, by sex.
- k** SDG indicator 8.5.1 is average hourly earnings of female and male employees, by occupation, age and persons with disabilities.
- l** SDG indicator 8.9.1 is tourism direct GDP as a proportion of total GDP and in growth rate, and SDG indicator 8.9.2 is proportion of jobs in sustainable tourism industries out of total tourism jobs.
- m** SDG indicator 9.2.2—manufacturing employment as a proportion of total employment—is a complementary indicator.

- n** SDG indicator 9.4.1 is CO<sub>2</sub> emission per unit of value added.
- o** SDG indicator 10.1.1 is growth rates of household expenditure or income per capita among the bottom 40 per cent of the population and the total population.
- p** SDG indicator 11.5.1 is number of deaths, missing persons and directly affected persons attributed to disasters per 100,000 population.
- q** SDG indicator 16.3.2 is unsentenced detainees as a proportion of overall prison population.
- r** SDG indicator 17.6.2 is fixed Internet broadband subscriptions per 100 inhabitants, by speed. The same indicator is used for SDGs 17.6 and 17.8.

# Statistical references

- Barro, R. J., and J.-W. Lee.** 2016. Dataset of Educational Attainment, February 2016 Revision. [www.barrolee.com](http://www.barrolee.com). Accessed 8 June 2018.
- CEDLAS (Center for Distributive, Labor and Social Studies and World Bank).** 2018. Socio-Economic Database for Latin America and the Caribbean. [www.cedlas.econo.unlp.edu.ar/wp/en/estadisticas/sedlac/estadisticas/](http://www.cedlas.econo.unlp.edu.ar/wp/en/estadisticas/sedlac/estadisticas/). Accessed 15 May 2018.
- CRED EM-DAT (Centre for Research on the Epidemiology of Disasters).** 2018. The International Disaster Database. [www.emdat.be](http://www.emdat.be). Accessed 17 April 2018.
- Eurostat.** 2018. European Union Statistics on Income and Living Conditions. Brussels. <http://ec.europa.eu/eurostat/web/microdata/european-union-statistics-on-income-and-living-conditions>. Accessed 15 June 2018.
- FAO (Food and Agriculture Organization).** 2018a. FAOSTAT database. [www.fao.org/faostat](http://www.fao.org/faostat). Accessed 6 June 2018.
- . 2018b. AQUASTAT database. [www.fao.org/nr/water/aquastat/main/index.stm](http://www.fao.org/nr/water/aquastat/main/index.stm). Accessed 17 April 2018.
- Gallup.** 2018. Gallup World Poll Analytics database. <https://ga.gallup.com>. Accessed 10 April 2018.
- ICF Macro.** Various years. Demographic and Health Surveys. [www.measuredhs.com](http://www.measuredhs.com). Accessed 15 July 2018.
- ICPR (Institute for Criminal Policy Research).** 2016. "World Prison Population List (11th edition)." London. [www.prisonstudies.org](http://www.prisonstudies.org). Accessed 2 July 2018.
- IDMC (Internal Displacement Monitoring Centre).** 2018. Global Internal Displacement Database. [www.internal-displacement.org/database](http://www.internal-displacement.org/database). Accessed 16 May 2018.
- ILO (International Labour Organization).** 2018a. ILOSTAT database. [www.ilo.org/ilostat](http://www.ilo.org/ilostat). Accessed 13 April 2018.
- . 2018b. *World Social Protection Report 2017–19*. Geneva. [www.social-protection.org/gimi/gess/ShowWiki.action?id=594](http://www.social-protection.org/gimi/gess/ShowWiki.action?id=594). Accessed 13 April 2018.
- IMF (International Monetary Fund).** 2018. World Economic Outlook database. Washington, DC. [www.imf.org/en/Data](http://www.imf.org/en/Data). Accessed 15 June 2018.
- IPU (Inter-Parliamentary Union).** 2018. Women in national parliaments. [www.ipu.org/wmn-e/classif-arc.htm](http://www.ipu.org/wmn-e/classif-arc.htm). Accessed 24 April 2018.
- ITU (International Telecommunication Union).** 2018. *ICT Facts and Figures 2018*. [www.itu.int/en/ITU-D/Statistics/Pages/stat/](http://www.itu.int/en/ITU-D/Statistics/Pages/stat/). Accessed 18 July 2018.
- LIS (Luxembourg Income Study).** 2018. Luxembourg Income Study Project. [www.lisdatacenter.org/data-access](http://www.lisdatacenter.org/data-access). Accessed 15 July 2018.
- OECD (Organisation for Economic Co-operation and Development).** 2017a. *Education at a Glance 2017: OECD Indicators*. Paris. [www.oecd-ilibrary.org/education/education-at-a-glance-2017\\_eag-2017-en](http://www.oecd-ilibrary.org/education/education-at-a-glance-2017_eag-2017-en). Accessed 15 June 2018.
- . 2017b. *PISA 2015 Results in Focus*. Paris. [www.oecd.org/pisa/](http://www.oecd.org/pisa/). Accessed 1 July 2018.
- Palma, J. G.** 2011. "Homogeneous Middles vs. Heterogeneous Tails, and the End of the 'Inverted-U': The Share of the Rich is What It's All About." *Cambridge Working Papers in Economics*, 1111. Cambridge University, UK. [www.econ.cam.ac.uk/research-files/repec/cam/pdf/cwpe1111.pdf](http://www.econ.cam.ac.uk/research-files/repec/cam/pdf/cwpe1111.pdf). Accessed 15 September 2013.
- Syrian Center for Policy Research.** 2017. *Social Degradation in Syria: The Conflict Impact on Social Capital*. <http://scpr-syria.org/publications/social-degradation-in-syria/>. Accessed 15 July 2017.
- UNCTAD (United Nations Conference on Trade and Development).** 2018. Data Center. <http://unctadstat.unctad.org>. Accessed 16 April 2018.
- UNDESA (United Nations Department of Economic and Social Affairs).** 2011. *World Population Prospects: The 2010 Revision*. New York. [www.un.org/en/development/desa/population/publications/trends/population-prospects\\_2010\\_revision.shtml](http://www.un.org/en/development/desa/population/publications/trends/population-prospects_2010_revision.shtml). Accessed 15 October 2013.
- . 2017a. *World Population Prospects: The 2017 Revision*. New York. <https://esa.un.org/unpd/wpp/>. Accessed 10 May 2018.
- . 2017b. *Trends in International Migrant Stock: The 2017 Revision*. New York. [www.un.org/en/development/desa/population/migration/data/](http://www.un.org/en/development/desa/population/migration/data/). Accessed 19 July 2018.
- . 2018a. *World Urbanization Prospects: The 2018 Revision*. New York. <https://esa.un.org/unpd/wup/>. Accessed 17 May 2018.
- . 2018b. *World Contraceptive Use 2018*. New York. [www.un.org/en/development/desa/population/publications/dataset/contraception/wcu2018.shtml](http://www.un.org/en/development/desa/population/publications/dataset/contraception/wcu2018.shtml). Accessed 16 April 2018.
- UNECLAC (United Nations Economic Commission for Latin America and the Caribbean).** 2018. *Preliminary Overview of the Economies of Latin America and the Caribbean 2017*. Santiago. [https://repositorio.cepal.org/bitstream/handle/11362/42002/15/S1700699\\_en.pdf](https://repositorio.cepal.org/bitstream/handle/11362/42002/15/S1700699_en.pdf). Accessed 15 July 2018.
- UNESCO (United Nations Educational, Scientific and Cultural Organization) Institute for Statistics.** 2018. Data Centre. <http://data.uis.unesco.org>. Accessed 15 June 2018.
- UNESCWA (United Nations Economic and Social Commission for Western Asia).** 2018. *Survey of Economic and Social Developments in the Arab Region 2017–2018*. Beirut. [www.unescwa.org/publications/survey-economic-social-development-arab-region-2017-2018](http://www.unescwa.org/publications/survey-economic-social-development-arab-region-2017-2018). Accessed 15 June 2018.
- UNHCR (Office of the United Nations High Commissioner for Refugees).** 2018. *UNHCR Global Trends 2017*. Geneva. [www.unhcr.org/globaltrends2017/](http://www.unhcr.org/globaltrends2017/). Accessed 20 June 2018.
- UNICEF (United Nations Children's Fund).** 2017. *The State of the World's Children 2017 Statistical Tables*. New York. <https://data.unicef.org/resources/state-worlds-children-2017-statistical-tables/>. Accessed 10 July 2018.
- . 2018. UNICEF Data. <https://data.unicef.org>. Accessed 16 April 2018.
- . Various years. Multiple Indicator Cluster Surveys. New York. <http://mics.unicef.org>. Accessed 15 July 2018.
- UNICEF (United Nations Children's Fund), WHO (World Health Organization) and World Bank.** 2018. Joint Child Malnutrition Estimates Expanded Database: Stunting. May 2018. New York. <https://data.unicef.org/topic/nutrition/malnutrition/>. Accessed 11 July 2018.
- UN Inter-agency Group for Child Mortality Estimation.** 2017. Child mortality estimates. [www.childmortality.org](http://www.childmortality.org). Accessed 13 July 2018.
- United Nations Statistics Division.** 2018a. Global SDG Indicators Database. <https://unstats.un.org/sdgs/indicators/database/>. Accessed 20 June 2018.
- . 2018b. National Accounts Main Aggregates Database. <http://unstats.un.org/unsd/snaama>. Accessed 15 July 2018.
- UN Maternal Mortality Estimation Group (World Health Organization, United Nations Children's Fund, United Nations Population Fund and World Bank).** 2017. Maternal mortality data. <http://data.unicef.org/topic/maternal-health/maternal-mortality/>. Accessed 16 April 2018.
- UNODC (United Nations Office on Drugs and Crime).** 2018. UNODC Statistics and Data. <https://data.unodc.un.org>. Accessed 18 June 2018.
- UNOHCHR (United Nations Office of the High Commissioner for Human Rights).** 2018. Human rights treaties. [http://tbinternet.ohchr.org/\\_layouts/TreatyBodyExternal/countries.aspx](http://tbinternet.ohchr.org/_layouts/TreatyBodyExternal/countries.aspx). Accessed 29 June 2018.
- UNRWA (United Nations Relief and Works Agency for Palestine).** 2017. "UNRWA in Figures 2017." Amman. [www.unrwa.org/sites/default/files/content/resources/unrwa\\_in\\_figures\\_2017\\_english.pdf](http://www.unrwa.org/sites/default/files/content/resources/unrwa_in_figures_2017_english.pdf). Accessed 15 July 2018.
- UN Women (United Nations Entity for Gender Equality and the Empowerment of Women).** 2018. UN Women Global Database on Violence against Women. New York. <http://evaw-global-database.unwomen.org>. Accessed 19 April 2018.
- WHO (World Health Organization).** 2018. Global Health Observatory. [www.who.int/gho/](http://www.who.int/gho/). Accessed 8 June 2018.
- WHO (World Health Organization) and UNICEF (United Nations Children's Fund).** 2018. Estimates of national routine immunization coverage, 2017 revision (completed July 2018). <https://data.unicef.org/topic/child-health/immunization/>. Accessed 17 July 2018.
- World Bank.** 2018a. World Development Indicators database. Washington, DC. <http://data.worldbank.org>. Accessed 6 July 2018.
- . 2018b. World Development Indicators database. Washington, DC. <http://data.worldbank.org>. Accessed 28 July 2018.
- . 2018c. Gender Statistics database. Washington, DC. <http://data.worldbank.org>. Accessed 26 April 2018.
- WSIS (World Summit on the Information Society).** 2014. *Forum Report 2014*. Geneva.





United Nations Development Programme  
One United Nations Plaza  
New York, NY 10017  
[www.undp.org](http://www.undp.org)

*The Human Development Report will remain UNDP's premier vehicle to advance development thinking. Our mission to capture the state of global human development and inform development policy across the globe has never been more crucial.*

—Achim Steiner, Administrator,  
United Nations Development Programme

*While there is ground for optimism that the gaps are narrowing, disparities in people's well-being are still unacceptably wide. Inequality in all its forms and dimensions, between and within countries, limits people's choices and opportunities, withholding progress.*

—Selim Jahan, Director,  
Human Development Report Office