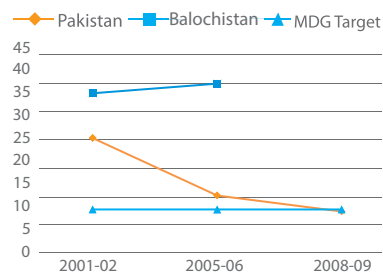


# MDG Status

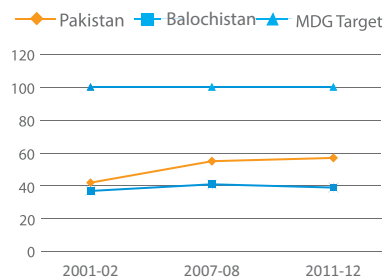
## Balochistan

This is the 1st Balochistan MDG report tracking the progress of Balochistan against the 8 Millennium Development Goals (MDGs). This report takes stock from a range of development data available from various sources, particularly PSLM data for 2007-08 and the provincially collated Multiplied Indicator Cluster Survey (MICS) data. The report also provides status of MDGs achieved across all districts of Balochistan & highlights regional disparities.

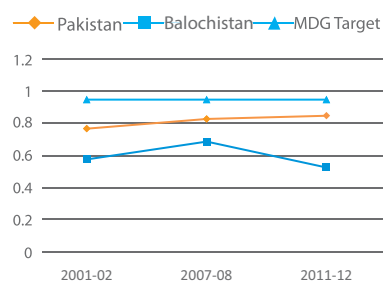
**MDG 1:**  
Eradicate Extreme Poverty and Hunger  
Indicator: Headcount Poverty Index (percent)



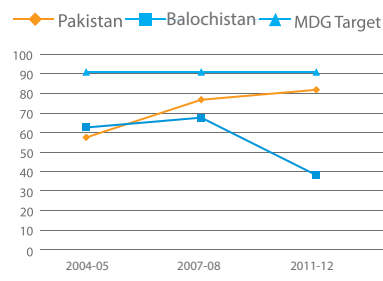
**MDG 2:**  
Achieve Universal Primary Education  
Indicator: Net Primary Enrolment Ratio (%)



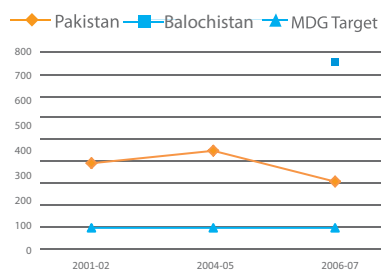
**MDG 3:**  
Promote Gender Equality & Empower Women  
Indicator: Gender Parity Index for primary education



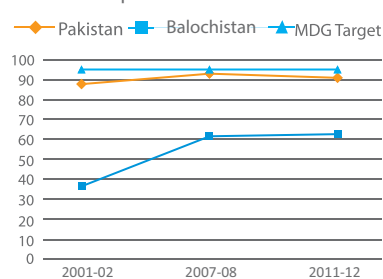
**MDG 4:**  
Reduce Child Mortality  
Indicator: Proportion of children 12-23 Months Immunized against Measles



**MDG 5:**  
Improve Maternal Health  
Indicator: Maternal Mortality Ratio



**MDG 7:**  
Ensure Environmental Sustainability  
Indicator: Proportion of Population with Access to Improved Water Source



**Largest Province of Pakistan**  
in terms of area  
**7.9 million** in 2012



economy is based on the **Pakistan** production of natural gas, coal and other minerals

### Status of MDGs in Balochistan

At the current rate of progress the province of **Balochistan is unlikely to achieve MDGs** in their entirety by 2015 since progress shows wide discrepancies along rural and urban divides. **Out of 23 MDG indicators** Balochistan has performed better than the national average **in 1 indicators.**

MDG Icon	MDG Description	Status
1	Eradicate Extreme Poverty and Hunger	Off Track
2	Achieve Universal Primary Education	Off Track
3	Promote Gender Equality and Empower Women	Slow
4	Reduce Child Mortality	Off Track
5	Improve Maternal Health	Off Track
6	Combat HIV/AIDS, Malaria and other diseases	Insufficient Data
7	Ensure Environmental Sustainability	Slow

Number of indicators reaching progress at 90% or above towards the target\*\*



White color in that geographical area means not a single indicator has reached progress at 90% or above.