

R É P U B L I Q U E D U V A N U A T U
V A N U A T U G O V E R N M E N T

C.R.D.P.

**Centre de Recherche et de Documentation
Pédagogiques**
Sac postal 9006
Port-Vila
Vanuatu
téléphone: (678) 23508 ; 33485



C.D.C.

Curriculum Development Centre
Private Mail Bag 9006
Port Vila
Vanuatu
tel: (678) 23508 ; 33485

MDG 5B: “PROMOTING UNIVERSAL ACCESS TO REPRODUCTIVE HEALTH”

**A REPORT ON COMMUNITY AWARENESS CAMPAIGN ON FAMILY LIFE
EDUCATION CONDUCTED IN VILA – EFATE FROM 19 – 20TH JANUARY 2017**

PREPARED FOR:

VANUATU MDG ACCELERATION FRAMEWORK



By: the Curriculum Development Centre – Ministry of Education and Training
PBM 9006
Port Vila – Vanuatu
Tel: 23508 – 33485

Prepared by: Leisel Masingiow, and James Melteres.

Contents	Page
Acknowledgments	3
Introduction	4
Objectives of the awareness	5
Overview of the awareness	6
Appendix	8

Acknowledgments

The *Family Life Education* teacher training team is made up of Mrs Leisel Masingiow, Mr James Melteres and Mrs Felicity Rogers-Nilwo from the Curriculum Development Unit.

We would like to acknowledge the efforts of the organisation sponsoring the two days training, ADRA Vanuatu and its officer in charge, Danielle Masoe. Without their vision we would not have gone into this new initiative. We also like to acknowledge the hardworks of the Project Fund Raisers in Australia and especially to Ms Louise Ginn. We would like to thank the participants too for making efforts to attend the training.

We were fortunate to have with us during the workshop too, the SDA Education Director, Mr Gilrick Joshua; ADRA Vanuatu representative, Mrs Danielle Masoe and last but not the least the Fundraiser from Australia Ms Louise Ginn and her sister. They were in the workshop for the two days.

A. Introduction

In 2016 a request was received from ADRA Vanuatu to CDU to run a refresher training with the SDA principals and teachers in Vila and offshore schools on the topic of *Family Life Education* (FLE).

The *Family Life Education* team that were carrying out FLE awareness were busy at the time the request came so we postponed the training to the beginning of this year 2017.

As the team has been doing awareness with the gatekeepers in the communities we had to put together a training package for this specific request. Thanks to teamwork and effort of Felicity and James we were able to put together the package in three days before the training.

B. Objectives of the training

At the end of the training teachers:

1. are aware that ***Family Life Education*** is an integral component of the Vanuatu National Curriculum
2. demonstrate an understanding of Young People's health and social issues in SHEFA Province
3. gauge support from relevant stakeholders and Church leaders including parents in building the bridge between community/parents and ***FLE*** teachers in the classroom
4. integrate ***Family Life Education*** concepts into teaching plans

C. Overview of the awareness

Session 1: Presentation of curriculum Statement



Mr James Melterres, CDC at the presentation

Before the actual teacher training on FLE begun, it was significant to reflect back on the MDGs to better understand where *Family Life Education* originated. Teachers needed to have a clear understanding that FLE derived from the key priority intervention; MDG 5b where there is a need to “*establish school based Family Life Education Program*” with specific focus on:

- Ensuring delivery of quality FLE course of study by training adequate skilled teachers and reproducing FLE materials;
- Improving community support for FLE Program; and
- Improving Monitoring and Evaluation of FLE Program.

The link between the Millennium Development Goal and the Vanuatu Curriculum is outlined in the Vanuatu National Curriculum Statement, where it clearly indicates that *Family Life Education* is an integral component of the Vanuatu National Curriculum from years 1 to 13. Therefore teachers would have more confident teaching these sensitive concepts of FLE knowing that it is national requirement.

Session 2: Presentation of FLE Syllabus

This session was carried out to present the progressive learning of FLE topics from years 1 to 13. Children need to be introduced to these sensitive topics at an early age since we live in a society where they are exposed to FLE related issues at a very young age.

The FLE syllabus aims at building a complete child developing their knowledge, skills and attitude which will enable students to make accurate decisions at any situation.

Session 3:

Topic 1: Sexuality

Sexuality is a much broader topic than just having sex. It is a part of us showing the physical changes between a boy and a girl. It also steers the behaviour of individual emotionally which begins from birth and ends at death. In fact, students need to know that sexuality includes love, relationship, behaviour, actions etc...

We are confronted nowadays to different sexual identity and orientation such as heterosexuality, homosexuality, bisexuality, transsexuality and students will respect themselves and their peers when they understand these differences alongside their sexual rights and responsibilities.

Topic 2: Puberty

During the general discussion, it has been mentioned that boys and girls go through physical changes at a much earlier age than 30 years age. In fact the pituitary gland; located in the brain is responsible of these changes; it releases hormones which then act on reproductive organs signaling the body to change. With the outreach of ICT and internet connection, children are exposed to stimuli at an early age which triggers the gland to produce hormones at a young age.

Knowing how the hormone system works, student will understand the physical changes occurring in their bodies and would be ashamed of those changes.

Topic 3: Pregnancy

Teenage pregnancy is becoming a major concern in schools today which may unfortunately lead to sudden interruption of studies for boys and/or girls. The psychological, socio-cultural and financial consequences of teenage pregnancy are significant and it is vital to emphasize on these consequences even at the primary level.

Topic 4: Family Planning & Contraceptives



Active participation of Mr T Thompson,
School, Principal, Noaiwia Primary School



Ms Leah Mahit, Four Corner Primary
during brain-storming session

Elaborating on family planning and contraceptives was a delicate exercise. One might think that we are encouraging sex before marriage or practicing sex with multiple partners but one needs to be realistic

of the actual facts happening in our society. Therefore, family planning and contraceptives can help alleviate health, social and economical issues.

Session 4:

Topic 5: Relationship 7 topic 6: Sexual Assault and Harassment

Teacher need to know the definitions of relationship, sexual assault and harassment and should be able to identify indicators that may make them suspect that a child is being sexually abused. Children at that primary level are most vulnerable to these barbaric actions and most of the time it is from a member the family circle.

The training also aimed at helping teachers describe measures to prevent sexual abuse or harassment on children and how they could help a sexually abused or harassed child.

Topic 7: HIV and Aids

HIV has already landed on our shores and widespread awareness is crucial to minimize infection. Teacher defined the acronyms and explained the damages the virus caused to the immune system. While explaining the potential propagating factors, teachers identified the prevention measures to avoid being in contact with HIV.

Though we have cases of HIV in Vanuatu, students should understand the importance of social integration of HIV victims in our community.

Session 5:

Topic 8: Values

Values and attitudes are important to emphasize on in order to have an healthy nation. All gatekeepers; church leaders, community leaders, parents and teachers need to revive and emphasize on personal values at home, in the community and at schools to shape a health wealthy and educated ni-vanuatu.

Topic 9: Decision Making & topic 10: Gender Issues

Thess topics are crucial, teachers need to coach students on the risks and issues students may encounter, how to behave when they are confronted to a particular situation and what type of decision they need to take during those moments.

Topic 11: Adolescent and the Future



No 2 Head Teacher, Mrs Mary Kerry & Leslie Willie doing class discussion Presentation

Brent Tari, Grade 4 teacher, No 2 SDA Primary School with Maumau Principal Samson Hiwas during Training discussion

Session 6:

How do intergrate *Family Life Education* into existing subjects to teach the children the FLE topics – Development of two lesson plans.




Primary School Teachers and Principals participation at the training

D. Conclusion

The training was very successful one as this was a first of its kind. The participants really appreciated the training as most of them felt more comfortable and confident to teach the topics now. They really appreciated how the training was carried out with them, as they discussed the topics openly with their colleagues and real life examples were referred to during discussions. Participants were informed on how they can intergrate the topics into the existing subjects to teach to the students.

At the end of the training, the participants were able to developed two lessons plans showing how the topics could be intergrated into the existing subjects.



(Left to right) Louise Ginn – Project Fund Raiser, Australia; James Meleteres – CDU JSS Coordinator; Felicity Nilwo – CDU SSS Coordinator; Gilrick Joshua – SDA Education Director.

E. Appendix

1. Program of the awareness workshop

FAMILY LIFE EDUCATION AWARENESS – SDA HEADQUARTER PORT-VILA
--

Time	Workshop and Learning outcomes	Facilitator	Resources needed
Day one	Thursday 19th January 2017		
8.00am	Prayer Welcome Opening Remarks House-keeping matters Participant presentation Objectives of the workshop <ul style="list-style-type: none"> • Become aware that <i>Family Life Education</i> is an integral component of the Vanuatu National Curriculum • Demonstrate an understanding of Young People's health and social issues in SHEFA Province • Gauge support from relevant stakeholders and Church leaders including parents in building the bridge between community/parents and <i>FLE</i> teachers in the classroom • Integrate <i>Family Life Education</i> concepts into teaching plans 	Participant Director SDA Mission James Melteres James Melteres	Power point Hand-outs
8.30 am	Session 1: Reflecting back on the MDG's	Felicity Nilwo	Power point Butcher papers Markers
9.00	Session 2: Curriculum Review What do you know about curriculum review? <ul style="list-style-type: none"> • Overview of the curriculum statement • Curriculum review aligned with the Education Language Policy (ELP) 	James Melteres Felicity Nilwo Leisel Masingiow	Power point Hand-outs Butcher papers Markers
10.00am	Tea break		

10.15am	Session 2: Topic 1 : Sexuality Topic 2: Puberty Group activity Group Presentation	Leisel Masingiow	Power point Hand-outs Butcher papers Markers
12.00pm	Lunch break		
1.00pm	Session 3: Topic 3 : Pregnancy Topic 4: Family Planning and Contraceptives Topic 5: Relationship Group activity Group Presentation	Felicity Nilwo	Power point Hand outs
3.30pm	Comments and summary of day 1 Closing Prayer	James Melteres Participant	

Time	Workshop and Learning outcomes	Facilitator	Resources needed
Day two	Friday 20th January 2017		
8.00am	Prayer Remarks on Day 1 Session 1: Topic 6 : Sexual assault and harassment Topic 7: HIV AID Topic 8: Values and attitudes Group activity Group Presentation	Participant Leisel Masingiow Felicity Nilwo	Power point Hand-outs
10 .00am	Tea break		
10.15am	Session 2: Topic 9 : Sexual assault and harassment Topic 10: HIV AID Topic 11: Values and attitudes Group activity Group Presentation Closing of the workshop	James Melteres	Power point Hand-outs Butcher papers Markers
12.00pm	Lunch break		

1.00 pm	How do intergrate the Family Life Education into existing subject to teach the children the FLE topics – Development of two lesson plans.	Felicity Nilwo and Leisel Masingiow	Hand-outs Butcher papers Markers
---------	--	---	--

2. GROUP WORK AND PRESENTATIONS

Topic 1: Sexuality

1. What is sexuality?

Components of sexuality:

- Male and Female body parts
- Functions of the body parts
- Emotions – Hormones (Effects of hormones)

2. Identify and define the different sexual identity/orientation

- Male and female natural tendencies;

Example:

- Males are protector, provider;
- Females maternal instinct

- Same sex orientations

3. Summarise sexual right of a human being:

- All do have equal rights to understand sexuality

4. Summarise the sexual responsibilities:

- To take responsibility to care for your own sexuality and that of others

5. Determine appropriate words you can use instead of the word “sexuality” in your classroom:

- Reproduce
- Replenish
- Multiply
- Male/female (boy/girl, man/woman)
- Purity (Klin)
- Abstain
- Oneness (one flesh)
- God’s gift (sexuality)

Topic 2: Puberty

1. What is puberty?

- Changes from child hood to adult hood (physical and emotional changes)

2.

GIRL
<ul style="list-style-type: none"> • Breast • Hips • Menstruation • Pubic hair/armpit • Pimples

BOY
<ul style="list-style-type: none"> • Growing beard • Pubic hair/armpits • Voice changes • Hairy chest • Pimples

3.

- They

get moody

- Girls cry easily
- Withdrawn
- Opposite sex keep distance from each other

4.

- Dressing up
- Beauty

5. Peer pressure

6. Involvement more/less in spiritual activities

Topic 3: Pregnancy

1. What is pregnancy?

- It is the result of sperm fertilizing the egg in the uterus.

2.

- Miscarriage – Discharge of the foetus due to external factors
- Ante-natal care – medical care of the unborn baby during pregnancy
- Post-natal care – medical care of the mother and baby after child-birth
- Unplanned pregnancy – not desire (mistake)
- Abortion – wilful destroying of the foetus
- Adoption – taking care of the baby from his/her biological parents
- Breech – wrong position of the baby in the womb (leg first)
- Infertility – inability to bear children
- Caesarean birth – baby born through surgical operation

3.
 - High chance to have cancer (cervix)
 - Devaluing of their moral worth
 - Girls drop off from school
 - Increase family burden
 - Government spending increases
 - Poverty in homes
4.
 - Negative outlook on life
 - Prostitution
5.
 - Worry
 - No care attitude (irresponsible)
 - Involve in drugs, kava, alcohol

Topic 4: Family Planning and Contraceptives

1. What is family planning?
 - Planning when you want to have children.
2. Explain how family planning can help health issues
 - Prepared and ready can mentally put you in a right state of mind.
 - Also prevents HIV Aids and STIs.
 - Help prevent suicide and depression
3. Explain how family planning can help social issue
Family planning prevent social issues such as:
 - Isolation from family, community and schools even their peers.
4. Explain how family planning can help economical issue
 - If you plan properly it won't give burden to your family and your extended family and community as well.
5. What is contraceptive?
Methods to prevent pregnancy:
e.g. condoms, pills, injection, natural methods
6. Males contraceptives
 - Condom
 - Operation

Females' contraceptives

- Pills
- Injection
- Condom
- Natural methods (both)
- Operation

Topic 5: Relationship

1. Definition
 - A friendship between two or more people.
2. Different relationships
 - Parents and children
 - Husband & wife
 - Boyfriend & girlfriend
 - Brothers & sisters
 - Extended family relationship
 - School mates, work mates
3. Define family relationship
 - Blood ties e.g. nuclear family
 - Where you are loved and cared for eg. Church, school, adopted home
4. Cultural Barriers
 - No incest. (Brother not allowed to marry sister)

Topic 6: Sexual Assault and Harassment

1.
 - Assault – action/force without his or her consent
 - Harassment – sign
2.
 - Loss of concentration
 - Shyness
 - Loneliness
 - Low academic performance
3.
 - Class policy
 - Counselling
 - Family life (lesson)
 - Good relationship develop between teachers and students.

- Awareness program e.g. community
- 4.
- Counselling
 - Report to authorities e.g. police, chief, church leaders, etc
 - Relationship (father/mother)
5. Reasons
- Maintain Respect
 - Protects our cultural values
6. Ways to help an abused child
- Report to authorities
 - Support victim
 - Find a safe place for victim

Topic 7: HIV/AIDS

1. HIV – Human Immunodeficiency Virus – Sexually Transmitted Diseases

Aid – Acquired Immune Deficiency Syndrome

2. It damages the heart, liver, lungs, eyes, etc
3. It passes through sex and blood – mother to child
4. The biggest risk factor is that you would contract HIV & AIDs yourself
5. Prevention Measures
 - Stick to one partner
 - Condoms 90% safe
 - Abstain
6. Better for your health.
7. Care and love for HIV victims.

Topic 8: Values

1. A. Value are things that are important to us. Eg. Family, God, etc.
B. Attitudes are “how you act towards something”
2. As Christians we value:
 - Heterosexual relationships
 - Abstinences
 - Marriage
- 3.

Values	Agree	Disagree	Don't Know
Sexuality in primary schools	√		
Sex before marriage is ok		√	
Divorce law shouldn't have been introduced in Vanuatu		√	
It is ok for women to wear shorts in the village	√		

Topic 9: Decision Making

- Sexual feeling is when you feel horny (aroused).
 - Sexual desire happens after being sexually aroused
- This is where the power or choice comes, either you say "Yes or No"
- Risk
 - Pregnancy
 - STI/HIV/AIDs
 - Expel from school
- Risk of sex in school
 - Pregnancy
 - STI/HIV/AIDs
 - Expel from school
- Risk of Teenage Pregnancy

Death of mother and baby

Babies are at high risk of health problem so as the mother

Lack of knowledge for mother to take care of the baby.

- Risk of peer pressure
 - Development of bad behaviours.

Topic 10: Gender Issues

- A. Males Roles:
 - Chief (leadership or head of home)
 - Bread winner
 - Protector of family
 - Gardening
 - Decision making

B. Females Roles:

Home maker

Gardening

Carer/teacher (mentor)

Financial provider


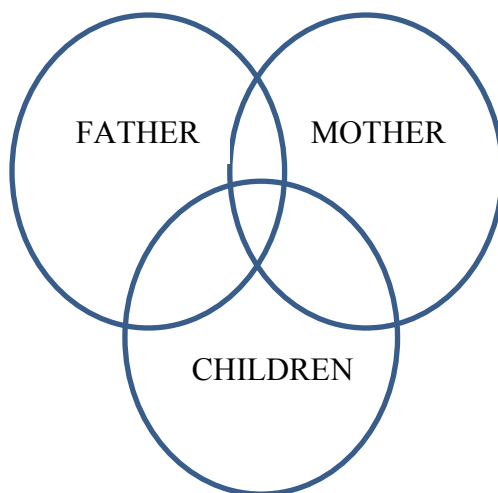
2. Roles shared by Male and Female
 - Bread winner
 - Home maker
 - Teaching (mentor)
 - Gardening
 - Decision making
 - Carer/Protector (counselling)
3. Importance of sharing roles
 - Understanding each other
 - Working effectively as a team
4. Differentiate between sex and gender
 - Sex – Act of love making
 - Gender – Male and Female

Topic 11: Adolescent and the Future

1. Before friendship they must be aware of Family Life Education

- To have better information to choose life partner.
- To have an idea of how you can relate to family expectations and roles\

DIAGRAM



3. SAMPLE LESSON PLANS

Year 5 Lesson Plan

Subject: Religious Education (Bible)

Topic: David and Bathsheba

Time: 30 mins

Date 13th February 2017

Lesson Objective:

To encourage members to discuss and explore personal values and concepts of sexuality

Resources: Holy Bible, Picture Roll, Paper, Markers

Teacher Activity (ies)

1. Introduction (Pretend that you are Uriah)

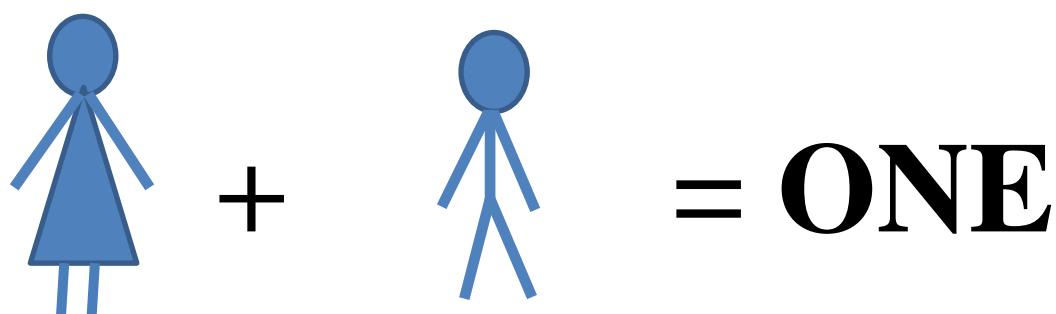
Discussion Questions:

What would you do if another man steals your wife?

2. Prepare and distribute the Value Flip Cards
 3. Monitor and assist the group discussions
 4. Assessment
- Student Activity (ies)
1. Students divide into 5 groups.
 2. Discussion: Students discuss the following values.
 - Group 1 – Respect in marriage
 - Group 2 – Loyalty in marriage
 - Group 3 – Love in marriage
 - Group 4 – Relationship in marriage
 - Group 5 – Purity in marriage

3. Group Presentation

$$1 + 1 = 1$$



Year 6 Lesson Plan

Topic: Puberty (Physical changes)

Duration: 30 minutes

Learning Outcomes: Students should be able to define puberty and state the physical changes of male and female

Resources: Sheets of papers, pencils, Bibles, crayons

Methods:

Step 1. Brainstorm

Step 2. Introduce lesson topic (use story of creation)

Step 3. Activity: Group work

- List the physical changes in males and females
- Present your work to the class

Step 4. Teacher summarizes lessons and students take notes.

Assessment:

Teacher ask 1 or 2 student what they learn personally about the lesson.