



**2018
PACIFIC SDGS
PROGRESS
WHEELS**



INTRODUCTION

The Pacific SDGs Progress Wheels provide a snap-shot of country and region progress and the current state of available data for each of the SDGs targets and indicators selected to be most important to the Pacific region – the Pacific Sustainable Development Indicators (PSDI)

They are designed to help Leaders and Pacific policy-makers by identifying the state of progress in a clear and succinct format.

The Pacific SDGs Progress Wheels are a companion resource to the first Pacific Sustainable Development Report, and are intended to also support countries' own reporting and data analysis.

Like the regional report, the progress wheels demonstrate that Pacific countries have made a strong start to their sustainable development journey, but many challenges remain.

Perhaps the strongest message they relay is related to data. Comprehensive SDGs planning, implementation and reporting

relies on data sets that are so far unavailable, lacking agreed methodology, or insufficient. This is a global challenge, but particularly impactful in the Pacific. It is hoped the progress wheels will shine a light on the extent of this challenge in our region, and strengthen collective resolve including resource commitment to improve data collection, analysis and reporting in the Pacific.

Participating partners plan to update the progress wheels annually, and will continue to develop and refine the concept to accommodate more data and information as SDG implementation accelerates in the Pacific region.

The Pacific SDG Progress Wheels are a joint initiative between the Pacific Islands Forum Secretariat (PIFS), the Pacific Community (SPC) and the Pacific SDG Partnership at UNDP.

SUSTAINABLE DEVELOPMENT GOALS





METHODOLOGY

Targets were converted to progress levels, as per the five-point scale shown on to the right, using the baseline indicator data available in PICTs.

Where a target has already been achieved, a country was given a full colour bar. Where no progress is evident in the data an empty bar is shown. This is to be distinguished from where there is no, or insufficient, data to comment on progress, where a dotted grey outline bar is used.

A number of approaches were required to account for the varied nature of the targets:

- some targets explicitly refer to an endpoint value, and the percentage excess from that value forms the progress score. For example, 3.1 calls for a maternal mortality rate of less than 70 deaths per 100,000 by 2030.
- a number of targets call for ‘universal access’ to a particular service by 2030. In these cases, the shortfall from 100% access was calculated. This may be linear or non-linear, acknowledging that the effort to improve from 90% to full access may require more investment than the effort to improve from 60% to 80% for example.
- some targets are phrased in general terms without a specific end-point, and a subjective assessment of progress was made. In these cases, the spread of values across the region was considered, with reference to regional or global guidelines where possible.

This methodology will be refined as more country data becomes available, both in the Pacific region, and globally, allowing a better assessment of theoretical maximums for achievement in such targets.

- other targets refer to the existence and/or implementation of a particular policy. These were treated as a dichotomous variable, with “yes” being converted to full achievement and “no” as no progress. In future revisions, credit for countries known to be drafting relevant policies could be incorporated.

The targets have been assessed separately in this first version of progress wheels, using different measurement scales. Comparisons across different targets should be done with the knowledge that the scales are not directly comparable.

The regional progress wheel (page 7) shows the median score of the individual PICT progress scores, excluding Australia and New Zealand. Each country is treated equally, with no weighting applied for population size. The intent is to illustrate an average progress against the target in the Pacific at this point in the 2030 Agenda.

KEY

	BAR TYPE	VALUE
	Grey Bar	Tier 3 ¹ indicator. No established methodology
	Dashed Bar	None, or insufficient country data
	No colour bar	No achievement against the goal
	20% of colour bar shaded	Minimal achievement
	40% of colour bar shaded	Some achievement
	60% of colour bar shaded	Average Progress
	80% of colour bar shaded	Good Progress
	Full colour bar	Goal is fully achieved
¹ Tier 3, as defined by the UN: No internationally established methodology or standards are yet available for the indicator, but methodology/standards are being (or will be) developed or tested.		





LIST OF TARGETS

1.1	By 2030, eradicate extreme poverty for all people everywhere, currently measured as people living on less than \$1.25 a day
1.2	By 2030, reduce at least by half the proportion of men, women and children of all ages living in poverty in all its dimensions according to national definitions
1.3	Implement nationally appropriate social protection systems and measures for all, including floors, and by 2030 achieve substantial coverage of the poor and the vulnerable
2.2	By 2030, end all forms of malnutrition, including achieving, by 2025, the internationally agreed targets on stunting and wasting in children under 5 years of age, and address the nutritional needs of adolescent girls, pregnant and lactating women and older persons
2.3	By 2030, double the agricultural productivity and incomes of small-scale food producers, in particular women, indigenous peoples, family farmers, pastoralists and fishers, including through secure and equal access to land, other productive resources and inputs, knowledge, financial services, markets and opportunities for value addition and non-farm employment
2.4	By 2030, ensure sustainable food production systems and implement resilient agricultural practices that increase productivity and production, that help maintain ecosystems, that strengthen capacity for adaptation to climate change, extreme weather, drought, flooding and other disasters and that progressively improve land and soil quality
2.5	By 2020, maintain the genetic diversity of seeds, cultivated plants and farmed and domesticated animals and their related wild species, including through soundly managed and diversified seed and plant banks at the national, regional and international levels, and promote access to and fair and equitable sharing of benefits arising from the utilization of genetic resources and associated traditional knowledge, as internationally agreed
3.1	By 2030, reduce the global maternal mortality ratio to less than 70 per 100,000 live births
3.2	By 2030, end preventable deaths of newborns and children under 5 years of age, with all countries aiming to reduce neonatal mortality to at least as low as 12 per 1,000 live births and under-5 mortality to at least as low as 25 per 1,000 live births
3.4	By 2030, reduce by one third premature mortality from non-communicable diseases through prevention and treatment and promote mental health and well-being
3.5	Strengthen the prevention and treatment of substance abuse, including narcotic drug abuse and harmful use of alcohol
3.7	By 2030, ensure universal access to sexual and reproductive health-care services, including for family planning, information and education, and the integration of reproductive health into national strategies and programmes
3.8	Achieve universal health coverage, including financial risk protection, access to quality essential health-care services and access to safe, effective, quality and affordable essential medicines and vaccines for all
3.a	Strengthen the implementation of the World Health Organization Framework Convention on Tobacco Control in all countries, as appropriate
3.c	Substantially increase health financing and the recruitment, development, training and retention of the health workforce in developing countries, especially in least developed countries and small island developing States
4.1	By 2030, ensure that all girls and boys complete free, equitable and quality primary and secondary education leading to relevant and effective learning outcomes
4.2	By 2030, ensure that all girls and boys have access to quality early childhood development, care and pre-primary education so that they are ready for primary education
4.3	By 2030, ensure equal access for all women and men to affordable and quality technical, vocational and tertiary education, including university
4.6	By 2030, ensure that all youth and a substantial proportion of adults, both men and women, achieve literacy and numeracy
4.a	Build and upgrade education facilities that are child, disability and gender sensitive and provide safe, non-violent, inclusive and effective learning environments for all
4.c	By 2030, substantially increase the supply of qualified teachers, including through international cooperation for teacher training in developing countries, especially least developed countries and small island developing States
5.1	End all forms of discrimination against all women and girls everywhere
5.2	Eliminate all forms of violence against all women and girls in the public and private spheres, including trafficking and sexual and other types of exploitation
5.5	Ensure women's full and effective participation and equal opportunities for leadership at all levels of decision-making in political, economic and public life
5.6	Ensure universal access to sexual and reproductive health and reproductive rights as agreed in accordance with the Programme of Action of the International Conference on Population and Development and the Beijing Platform for Action and the outcome documents of their review conferences



LIST OF TARGETS

6.1	By 2030, achieve universal and equitable access to safe and affordable drinking water for all
6.2	By 2030, achieve access to adequate and equitable sanitation and hygiene for all and end open defecation, paying special attention to the needs of women and girls and those in vulnerable situations
6.3	By 2030, improve water quality by reducing pollution, eliminating dumping and minimizing release of hazardous chemicals and materials, halving the proportion of untreated wastewater and substantially increasing recycling and safe reuse globally
7.1	By 2030, ensure universal access to affordable, reliable and modern energy services
7.2	By 2030, increase substantially the share of renewable energy in the global energy mix
8.1	Sustain per capita economic growth in accordance with national circumstances and, in particular, at least 7 per cent gross domestic product growth per annum in the least developed countries
8.3	Promote development-oriented policies that support productive activities, decent job creation, entrepreneurship, creativity and innovation, and encourage the formalization and growth of micro-, small- and medium-sized enterprises, including through access to financial services
8.5	By 2030, achieve full and productive employment and decent work for all women and men, including for young people and persons with disabilities, and equal pay for work of equal value
8.6	By 2020, substantially reduce the proportion of youth not in employment, education or training
8.9	By 2030, devise and implement policies to promote sustainable tourism that creates jobs and promotes local culture and products
8.10	Strengthen the capacity of domestic financial institutions to encourage and expand access to banking, insurance and financial services for all
8.a	Increase Aid for Trade support for developing countries, in particular least developed countries, including through the Enhanced Integrated Framework for Trade-related Technical Assistance to Least Developed Countries
9.2	Promote inclusive and sustainable industrialization and, by 2030, significantly raise industry's share of employment and gross domestic product, in line with national circumstances, and double its share in least developed countries
9.a	Facilitate sustainable and resilient infrastructure development in developing countries through enhanced financial, technological and technical support to African countries, least developed countries, landlocked developing countries and small island developing States
9.c	Significantly increase access to information and communications technology and strive to provide universal and affordable access to the Internet in least developed countries by 2020
10.1	By 2030, progressively achieve and sustain income growth of the bottom 40 per cent of the population at a rate higher than the national average
10.4	Adopt policies, especially fiscal, wage and social protection policies, and progressively achieve greater equality
10.b	Encourage official development assistance and financial flows, including foreign direct investment, to States where the need is greatest, in particular least developed countries, African countries, small island developing States and landlocked developing countries, in accordance with their national plans and programmes
10.c	By 2030, reduce to less than 3 per cent the transaction costs of migrant remittances and eliminate remittance corridors with costs higher than 5 per cent
11.1	By 2030, ensure access for all to adequate, safe and affordable housing and basic services and upgrade slums
11.5	By 2030, significantly reduce the number of deaths and the number of people affected and substantially decrease the direct economic losses relative to global gross domestic product caused by disasters, including water-related disasters, with a focus on protecting the poor and people in vulnerable situations
11.6	By 2030, reduce the adverse per capita environmental impact of cities, including by paying special attention to air quality and municipal and other waste management
12.4	By 2020, achieve the environmentally sound management of chemicals and all wastes throughout their life cycle, in accordance with agreed international frameworks, and significantly reduce their release to air, water and soil in order to minimize their adverse impacts on human health and the environment
12.b	Develop and implement tools to monitor sustainable development impacts for sustainable tourism that creates jobs and promotes local culture and products
13.1	Strengthen resilience and adaptive capacity to climate-related hazards and natural disasters in all countries
13.2	Integrate climate change measures into national policies, strategies and planning
13.b	Promote mechanisms for raising capacity for effective climate change-related planning and management in least developed countries and small island developing States, including focusing on women, youth and local and marginalized communities





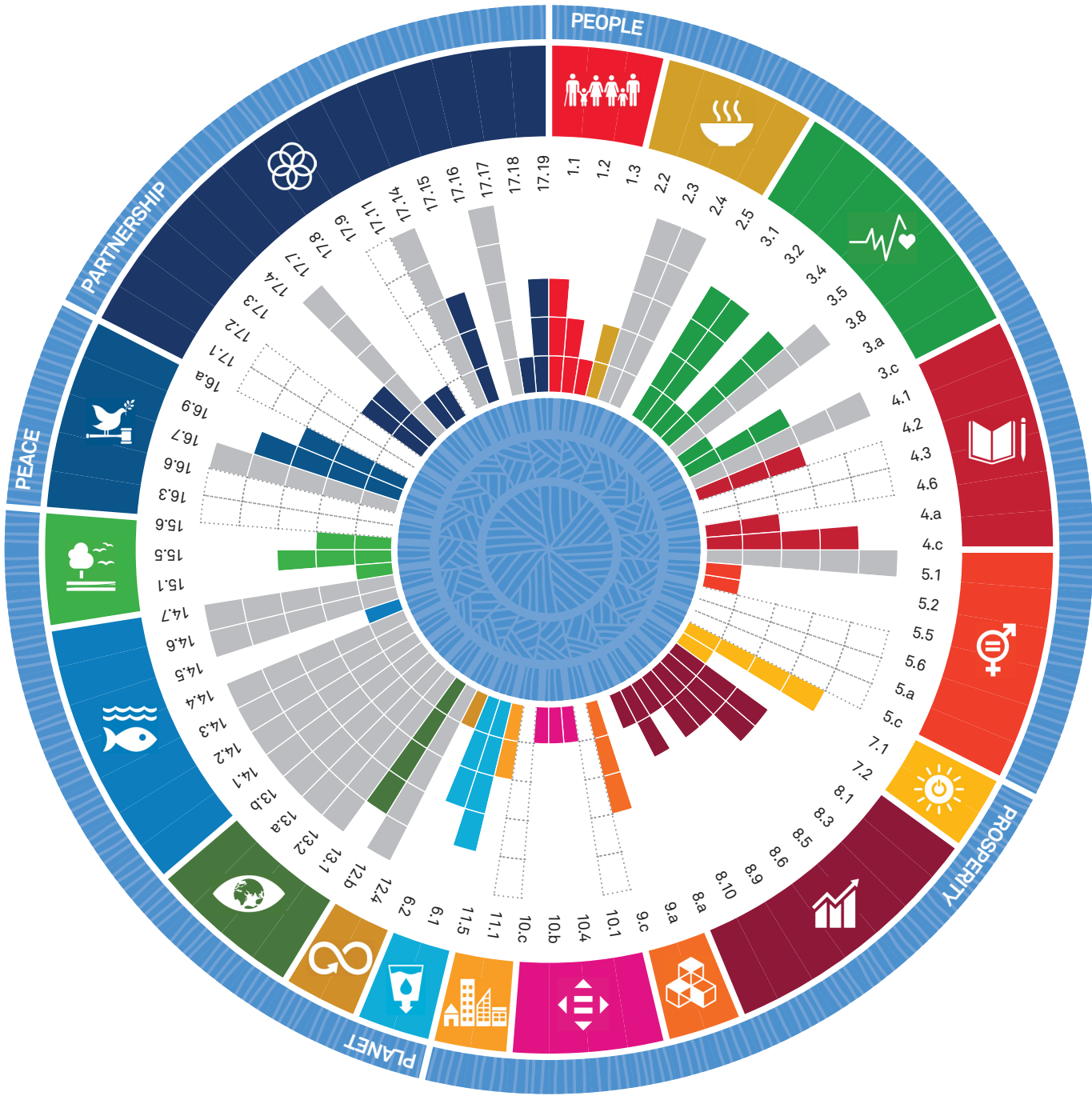
LIST OF TARGETS

14.1	By 2025, prevent and significantly reduce marine pollution of all kinds, in particular from land-based activities, including marine debris and nutrient pollution
14.2	By 2020, sustainably manage and protect marine and coastal ecosystems to avoid significant adverse impacts, including by strengthening their resilience, and take action for their restoration in order to achieve healthy and productive oceans
14.4	By 2020, effectively regulate harvesting and end overfishing, illegal, unreported and unregulated fishing and destructive fishing practices and implement science-based management plans, in order to restore fish stocks in the shortest time feasible, at least to levels that can produce maximum sustainable yield as determined by their biological characteristics
14.5	By 2020, conserve at least 10 per cent of coastal and marine areas, consistent with national and international law and based on the best available scientific information
14.6	By 2020, prohibit certain forms of fisheries subsidies which contribute to overcapacity and overfishing, eliminate subsidies that contribute to illegal, unreported and unregulated fishing and refrain from introducing new such subsidies, recognizing that appropriate and effective special and differential treatment for developing and least developed countries should be an integral part of the World Trade Organization fisheries subsidies negotiation
14.7	By 2030, increase the economic benefits to small island developing States and least developed countries from the sustainable use of marine resources, including through sustainable management of fisheries, aquaculture and tourism
15.1	By 2020, ensure the conservation, restoration and sustainable use of terrestrial and inland freshwater ecosystems and their services, in particular forests, wetlands, mountains and drylands, in line with obligations under international agreements
15.6	Promote fair and equitable sharing of the benefits arising from the utilization of genetic resources and promote appropriate access to such resources, as internationally agreed
16.1	Significantly reduce all forms of violence and related death rates everywhere
16.3	Promote the rule of law at the national and international levels and ensure equal access to justice for all
16.6	Develop effective, accountable and transparent institutions at all levels
16.7	Ensure responsive, inclusive, participatory and representative decision-making at all levels
16.9	By 2030, provide legal identity for all, including birth registration
16.a	Strengthen relevant national institutions, including through international cooperation, for building capacity at all levels, in particular in developing countries, to prevent violence and combat terrorism and crime
17.1	Strengthen domestic resource mobilization, including through international support to developing countries, to improve domestic capacity for tax and other revenue collection
17.2	Developed countries to implement fully their official development assistance commitments, including the commitment by many developed countries to achieve the target of 0.7 per cent of ODA/GNI to developing countries and 0.15 to 0.20 per cent of ODA/GNI to least developed countries; ODA providers are encouraged to consider setting a target to provide at least 0.20 per cent of ODA/GNI to least developed countries
17.3	Mobilize additional financial resources for developing countries from multiple sources
17.4	Assist developing countries in attaining long-term debt sustainability through coordinated policies aimed at fostering debt financing, debt relief and debt restructuring, as appropriate, and address the external debt of highly indebted poor countries to reduce debt distress
17.7	Promote the development, transfer, dissemination and diffusion of environmentally sound technologies to developing countries on favourable terms, including on concessional and preferential terms, as mutually agreed
17.8	Fully operationalize the technology bank and science, technology and innovation capacity-building mechanism for least developed countries by 2017 and enhance the use of enabling technology, in particular information and communications technology
17.9	Enhance international support for implementing effective and targeted capacity-building in developing countries to support national plans to implement all the sustainable development goals, including through North-South, South-South and triangular cooperation
17.11	Significantly increase the exports of developing countries, in particular with a view to doubling the least developed countries' share of global exports by 2020
17.14	Enhance policy coherence for sustainable development
17.15	Respect each country's policy space and leadership to establish and implement policies for poverty eradication and sustainable development
17.17	Encourage and promote effective public, public-private and civil society partnerships, building on the experience and resourcing strategies of partnerships
17.18	By 2020, enhance capacity-building support to developing countries, including for least developed countries and small island developing States, to increase significantly the availability of high-quality, timely and reliable data disaggregated by income, gender, age, race, ethnicity, migratory status, disability, geographic location and other characteristics relevant in national contexts
17.19	By 2030, build on existing initiatives to develop measurements of progress on sustainable development that complement gross domestic product, and support statistical capacity-building in developing countries



PACIFIC REGIONAL PROGRESS

EXCLUDING AUSTRALIA & NEW ZEALAND

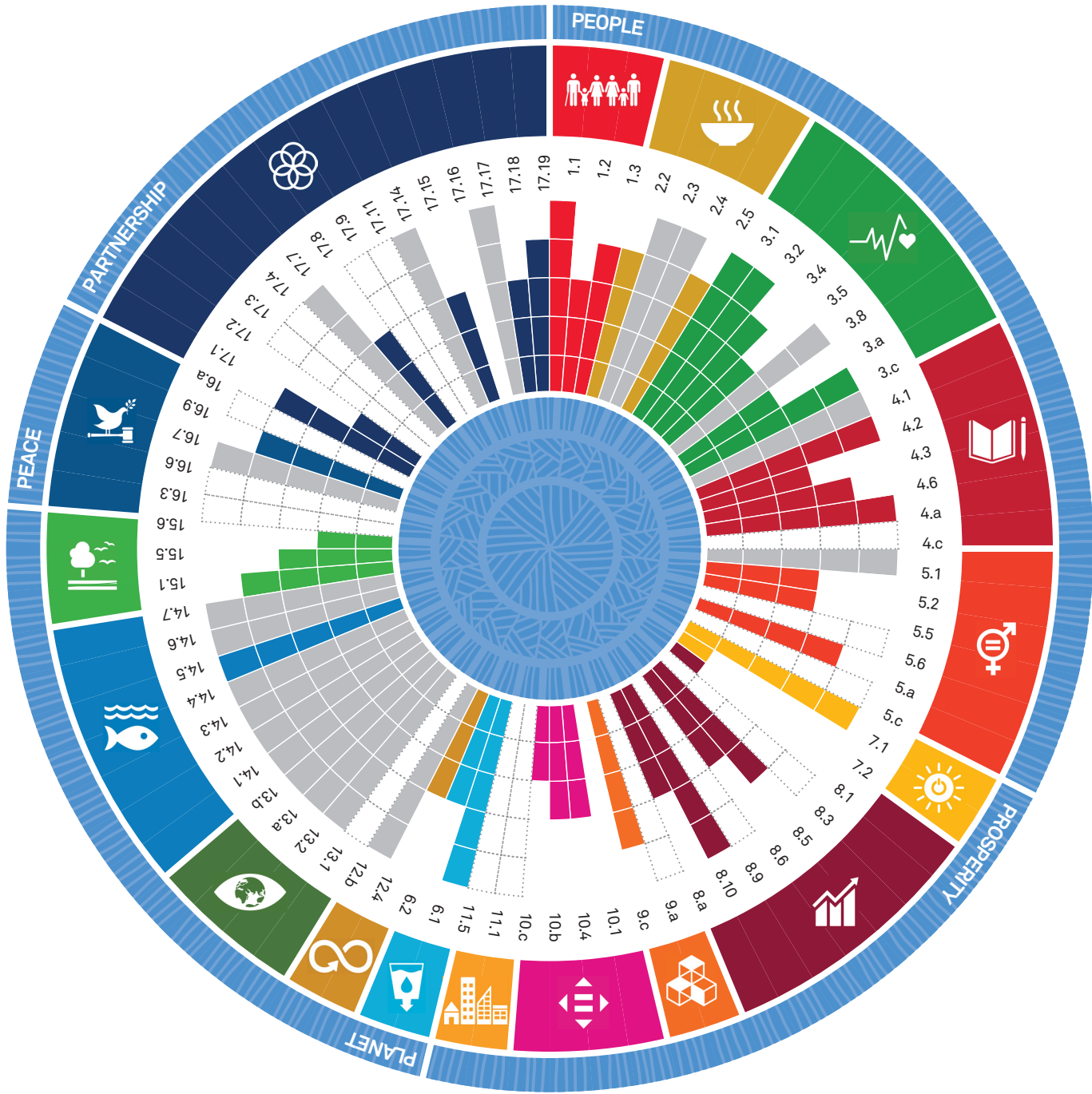


- 1 NO POVERTY
- 2 ZERO HUNGER
- 3 GOOD HEALTH AND WELL-BEING
- 4 QUALITY EDUCATION
- 5 GENDER EQUALITY
- 6 CLEAN WATER AND SANITATION
- 7 AFFORDABLE AND CLEAN ENERGY
- 8 DECENT WORK AND ECONOMIC GROWTH
- 9 INDUSTRY, INNOVATION AND INFRASTRUCTURE
- 10 REDUCED INEQUALITIES
- 11 SUSTAINABLE CITIES AND COMMUNITIES
- 12 RESPONSIBLE CONSUMPTION AND PRODUCTION
- 13 CLIMATE ACTION
- 14 LIFE BELOW WATER
- 15 LIFE ON LAND
- 16 PEACE, JUSTICE AND STRONG INSTITUTIONS
- 17 PARTNERSHIPS FOR THE GOALS

	BAR TYPE	VALUE
	Grey Bar	Tier 3 indicator. No established methodology
	Dashed Bar	None, or insufficient country data
	No colour bar	No achievement against the goal
	20% of colour bar shaded	Minimal achievement
	40% of colour bar shaded	Some achievement
	60% of colour bar shaded	Average Progress
	80% of colour bar shaded	Good Progress
	Full colour bar	Goal is fully achieved



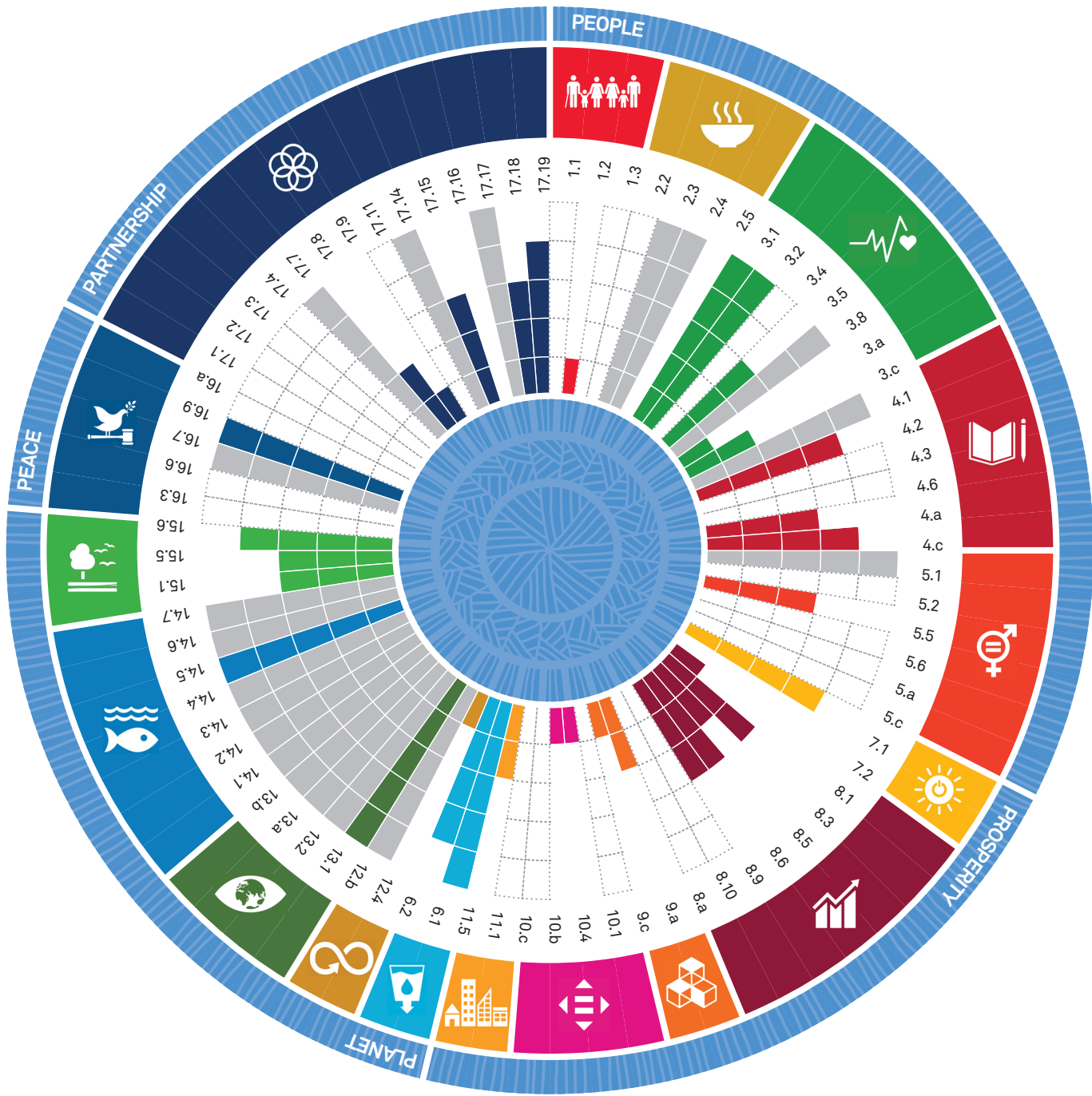
AUSTRALIA



- 1 NO POVERTY**
- 2 ZERO HUNGER**
- 3 GOOD HEALTH AND WELL-BEING**
- 4 QUALITY EDUCATION**
- 5 GENDER EQUALITY**
- 6 CLEAN WATER AND SANITATION**
- 7 AFFORDABLE AND CLEAN ENERGY**
- 8 DECENT WORK AND ECONOMIC GROWTH**
- 9 INDUSTRY, INNOVATION AND INFRASTRUCTURE**
- 10 REDUCED INEQUALITIES**
- 11 SUSTAINABLE CITIES AND COMMUNITIES**
- 12 RESPONSIBLE CONSUMPTION AND PRODUCTION**
- 13 CLIMATE ACTION**
- 14 LIFE BELOW WATER**
- 15 LIFE ON LAND**
- 16 PEACE, JUSTICE AND STRONG INSTITUTIONS**
- 17 PARTNERSHIPS FOR THE GOALS**

	BAR TYPE	VALUE
	Grey Bar	Tier 3 indicator. No established methodology
	Dashed Bar	None, or insufficient country data
	No colour bar	No achievement against the goal
	20% of colour bar shaded	Minimal achievement
	40% of colour bar shaded	Some achievement
	60% of colour bar shaded	Average Progress
	80% of colour bar shaded	Good Progress
	Full colour bar	Goal is fully achieved


COOK ISLANDS



- 1 NO POVERTY
- 2 ZERO HUNGER
- 3 GOOD HEALTH AND WELL-BEING
- 4 QUALITY EDUCATION
- 5 GENDER EQUALITY
- 6 CLEAN WATER AND SANITATION
- 7 AFFORDABLE AND CLEAN ENERGY
- 8 DECENT WORK AND ECONOMIC GROWTH
- 9 INDUSTRY, INNOVATION AND INFRASTRUCTURE
- 10 REDUCED INEQUALITIES
- 11 SUSTAINABLE CITIES AND COMMUNITIES
- 12 RESPONSIBLE CONSUMPTION AND PRODUCTION
- 13 CLIMATE ACTION
- 14 LIFE BELOW WATER
- 15 LIFE ON LAND
- 16 PEACE, JUSTICE AND STRONG INSTITUTIONS
- 17 PARTNERSHIPS FOR THE GOALS

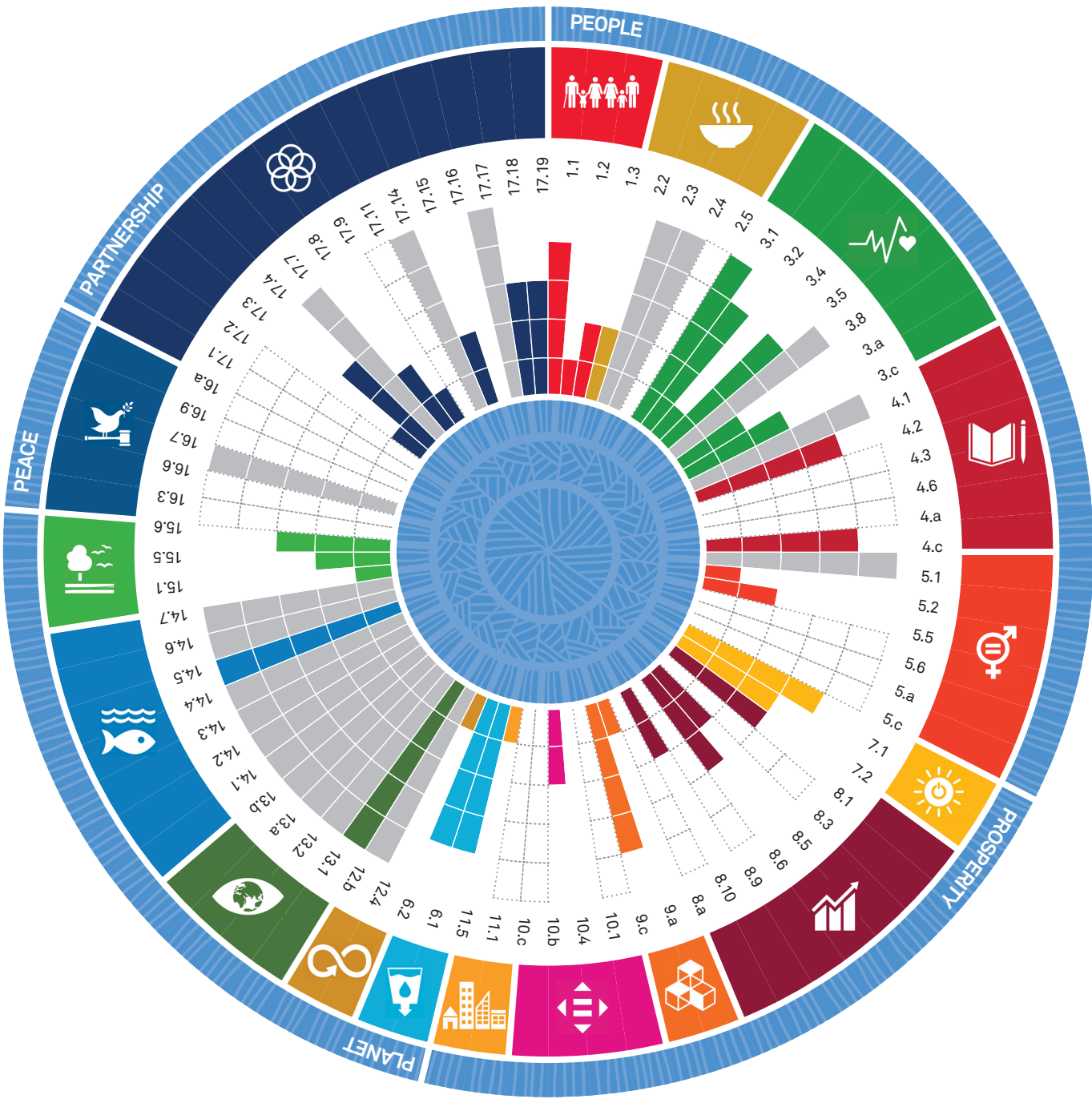
	BAR TYPE	VALUE
	Grey Bar	Tier 3 indicator. No established methodology
	Dashed Bar	None, or insufficient country data
	No colour bar	No achievement against the goal
	20% of colour bar shaded	Minimal achievement
	40% of colour bar shaded	Some achievement
	60% of colour bar shaded	Average Progress
	80% of colour bar shaded	Good Progress
	Full colour bar	Goal is fully achieved

FEDERATED STATES OF MICRONESIA



- 1 NO POVERTY
- 2 ZERO HUNGER
- 3 GOOD HEALTH AND WELL-BEING
- 4 QUALITY EDUCATION
- 5 GENDER EQUALITY
- 6 CLEAN WATER AND SANITATION
- 7 AFFORDABLE AND CLEAN ENERGY
- 8 DECENT WORK AND ECONOMIC GROWTH
- 9 INDUSTRY, INNOVATION AND INFRASTRUCTURE
- 10 REDUCED INEQUALITIES
- 11 SUSTAINABLE CITIES AND COMMUNITIES
- 12 RESPONSIBLE CONSUMPTION AND PRODUCTION
- 13 CLIMATE ACTION
- 14 LIFE BELOW WATER
- 15 LIFE ON LAND
- 16 PEACE, JUSTICE AND STRONG INSTITUTIONS
- 17 PARTNERSHIPS FOR THE GOALS

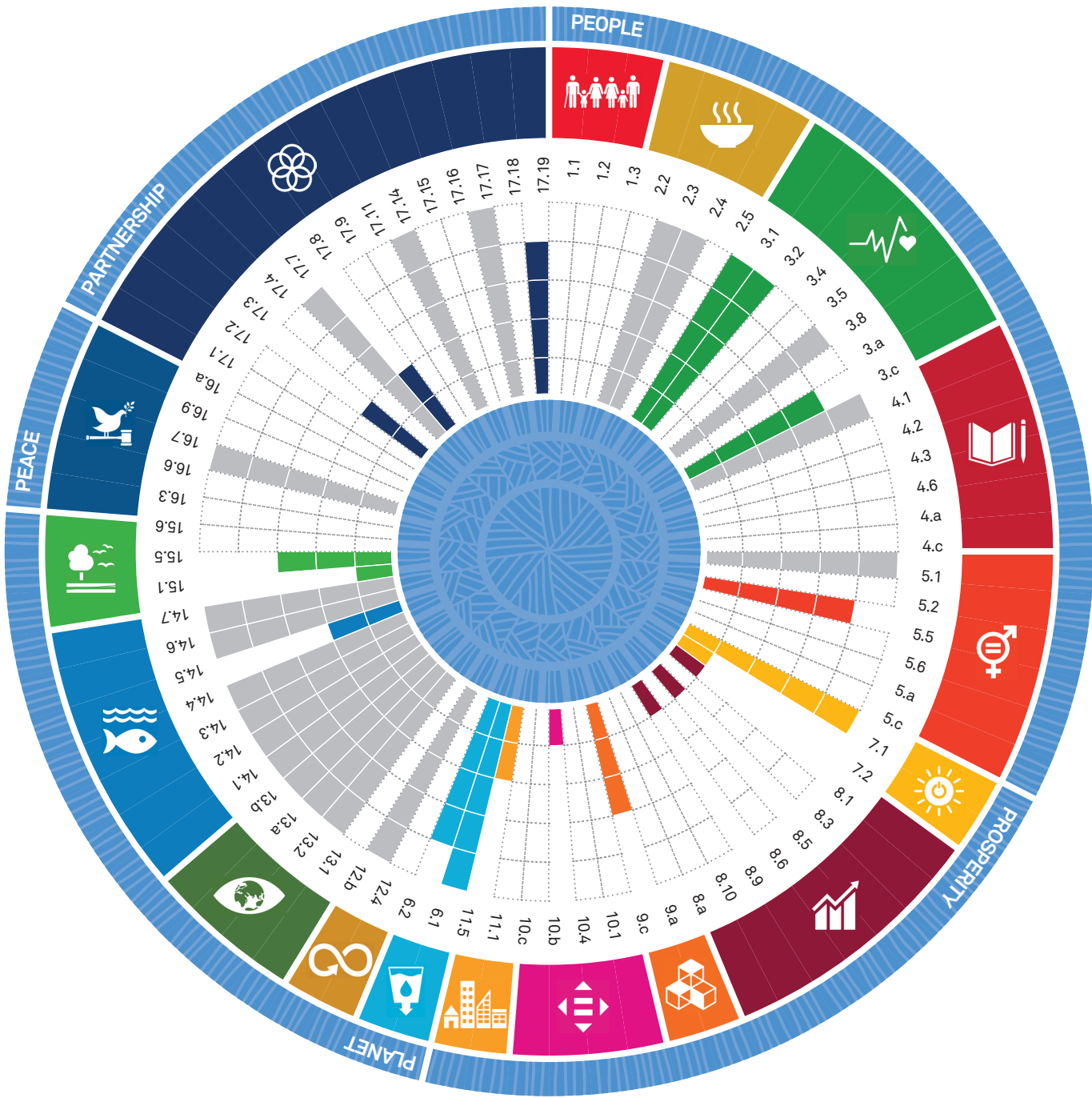
	BAR TYPE	VALUE
	Grey Bar	Tier 3 indicator. No established methodology
	Dashed Bar	None, or insufficient country data
	No colour bar	No achievement against the goal
	20% of colour bar shaded	Minimal achievement
	40% of colour bar shaded	Some achievement
	60% of colour bar shaded	Average Progress
	80% of colour bar shaded	Good Progress
	Full colour bar	Goal is fully achieved



- 1 NO POVERTY**
- 2 ZERO HUNGER**
- 3 GOOD HEALTH AND WELL-BEING**
- 4 QUALITY EDUCATION**
- 5 GENDER EQUALITY**
- 6 CLEAN WATER AND SANITATION**
- 7 AFFORDABLE AND CLEAN ENERGY**
- 8 DECENT WORK AND ECONOMIC GROWTH**
- 9 INDUSTRY, INNOVATION AND INFRASTRUCTURE**
- 10 REDUCED INEQUALITIES**
- 11 SUSTAINABLE CITIES AND COMMUNITIES**
- 12 RESPONSIBLE CONSUMPTION AND PRODUCTION**
- 13 CLIMATE ACTION**
- 14 LIFE BELOW WATER**
- 15 LIFE ON LAND**
- 16 PEACE, JUSTICE AND STRONG INSTITUTIONS**
- 17 PARTNERSHIPS FOR THE GOALS**

	BAR TYPE	VALUE
	Grey Bar	Tier 3 indicator. No established methodology
	Dashed Bar	None, or insufficient country data
	No colour bar	No achievement against the goal
	20% of colour bar shaded	Minimal achievement
	40% of colour bar shaded	Some achievement
	60% of colour bar shaded	Average Progress
	80% of colour bar shaded	Good Progress
	Full colour bar	Goal is fully achieved

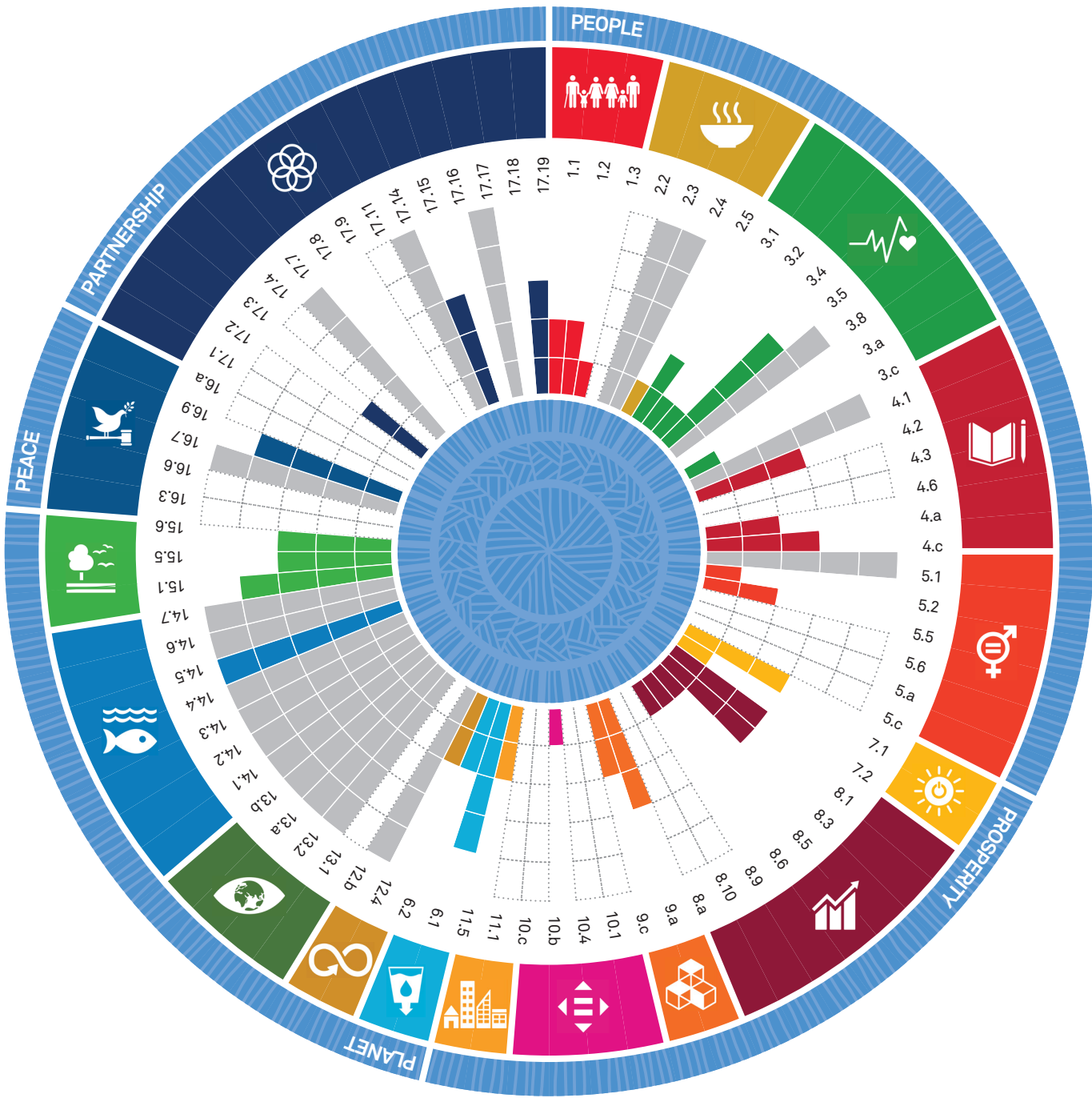
FRENCH POLYNESIA



- 1 NO POVERTY**
- 2 ZERO HUNGER**
- 3 GOOD HEALTH AND WELL-BEING**
- 4 QUALITY EDUCATION**
- 5 GENDER EQUALITY**
- 6 CLEAN WATER AND SANITATION**
- 7 AFFORDABLE AND CLEAN ENERGY**
- 8 DECENT WORK AND ECONOMIC GROWTH**
- 9 INDUSTRY, INNOVATION AND INFRASTRUCTURE**
- 10 REDUCED INEQUALITIES**
- 11 SUSTAINABLE CITIES AND COMMUNITIES**
- 12 RESPONSIBLE CONSUMPTION AND PRODUCTION**
- 13 CLIMATE ACTION**
- 14 LIFE BELOW WATER**
- 15 LIFE ON LAND**
- 16 PEACE, JUSTICE AND STRONG INSTITUTIONS**
- 17 PARTNERSHIPS FOR THE GOALS**

	BAR TYPE	VALUE
	Grey Bar	Tier 3 indicator. No established methodology
	Dashed Bar	None, or insufficient country data
	No colour bar	No achievement against the goal
	20% of colour bar shaded	Minimal achievement
	40% of colour bar shaded	Some achievement
	60% of colour bar shaded	Average Progress
	80% of colour bar shaded	Good Progress
	Full colour bar	Goal is fully achieved

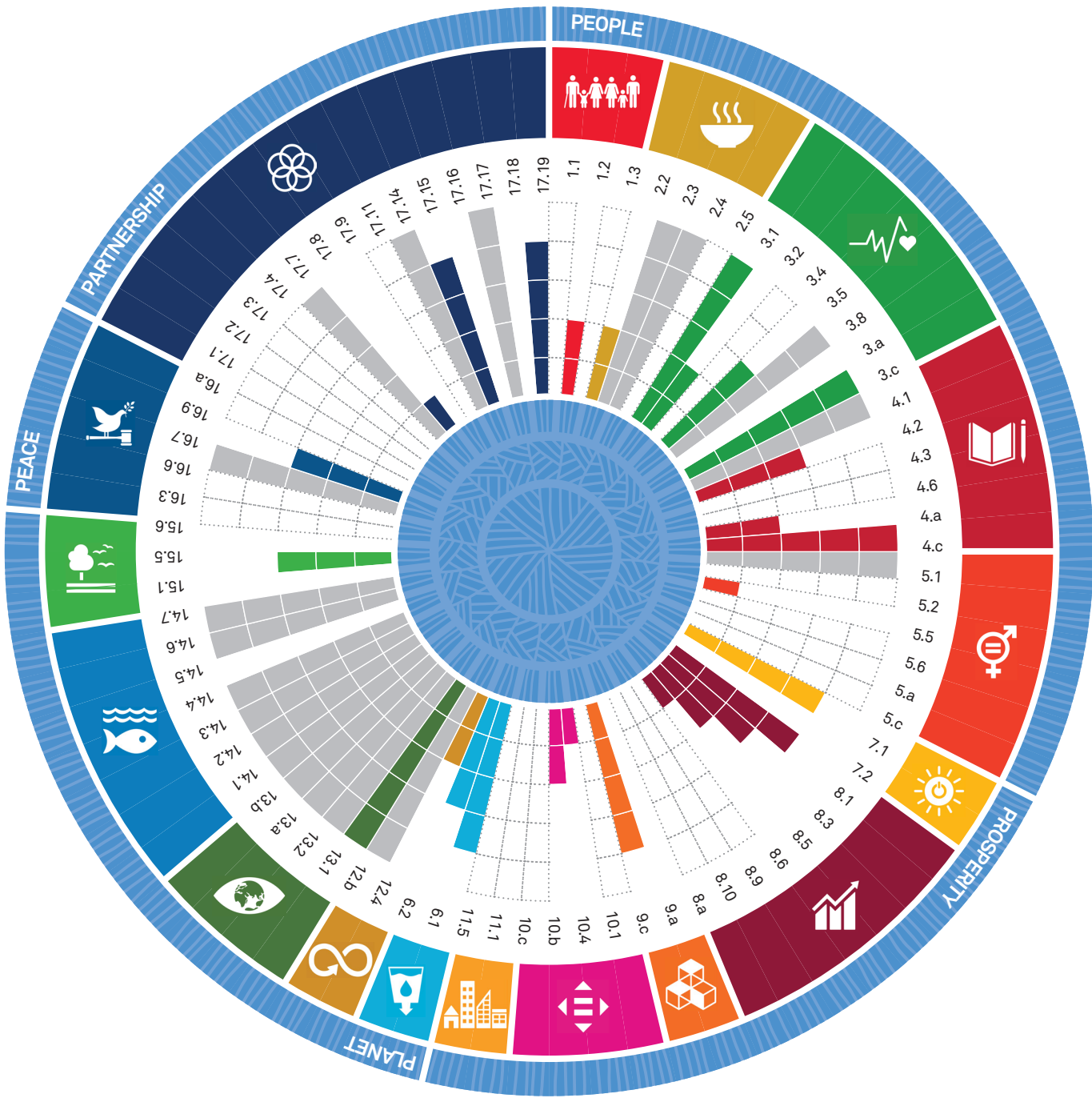
KIRIBATI



- 1 NO POVERTY**
- 2 ZERO HUNGER**
- 3 GOOD HEALTH AND WELL-BEING**
- 4 QUALITY EDUCATION**
- 5 GENDER EQUALITY**
- 6 CLEAN WATER AND SANITATION**
- 7 AFFORDABLE AND CLEAN ENERGY**
- 8 DECENT WORK AND ECONOMIC GROWTH**
- 9 INDUSTRY, INNOVATION AND INFRASTRUCTURE**
- 10 REDUCED INEQUALITIES**
- 11 SUSTAINABLE CITIES AND COMMUNITIES**
- 12 RESPONSIBLE CONSUMPTION AND PRODUCTION**
- 13 CLIMATE ACTION**
- 14 LIFE BELOW WATER**
- 15 LIFE ON LAND**
- 16 PEACE, JUSTICE AND STRONG INSTITUTIONS**
- 17 PARTNERSHIPS FOR THE GOALS**

	BAR TYPE	VALUE
	Grey Bar	Tier 3 indicator. No established methodology
	Dashed Bar	None, or insufficient country data
	No colour bar	No achievement against the goal
	20% of colour bar shaded	Minimal achievement
	40% of colour bar shaded	Some achievement
	60% of colour bar shaded	Average Progress
	80% of colour bar shaded	Good Progress
	Full colour bar	Goal is fully achieved

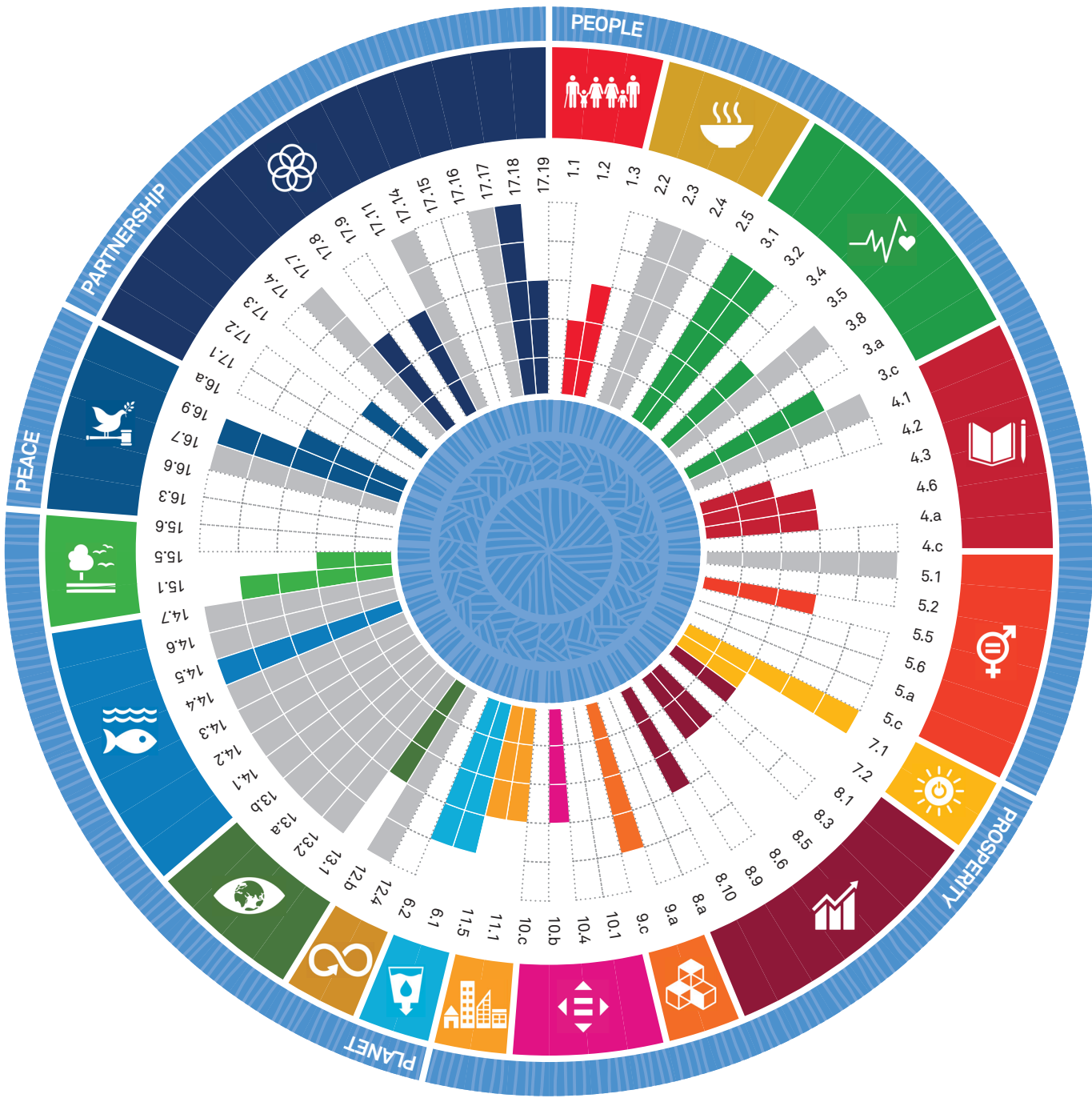
NAURU



- 1 NO POVERTY**
- 2 ZERO HUNGER**
- 3 GOOD HEALTH AND WELL-BEING**
- 4 QUALITY EDUCATION**
- 5 GENDER EQUALITY**
- 6 CLEAN WATER AND SANITATION**
- 7 AFFORDABLE AND CLEAN ENERGY**
- 8 DECENT WORK AND ECONOMIC GROWTH**
- 9 INDUSTRY, INNOVATION AND INFRASTRUCTURE**
- 10 REDUCED INEQUALITIES**
- 11 SUSTAINABLE CITIES AND COMMUNITIES**
- 12 RESPONSIBLE CONSUMPTION AND PRODUCTION**
- 13 CLIMATE ACTION**
- 14 LIFE BELOW WATER**
- 15 LIFE ON LAND**
- 16 PEACE, JUSTICE AND STRONG INSTITUTIONS**
- 17 PARTNERSHIPS FOR THE GOALS**

	BAR TYPE	VALUE
	Grey Bar	Tier 3 indicator. No established methodology
	Dashed Bar	None, or insufficient country data
	No colour bar	No achievement against the goal
	20% of colour bar shaded	Minimal achievement
	40% of colour bar shaded	Some achievement
	60% of colour bar shaded	Average Progress
	80% of colour bar shaded	Good Progress
	Full colour bar	Goal is fully achieved

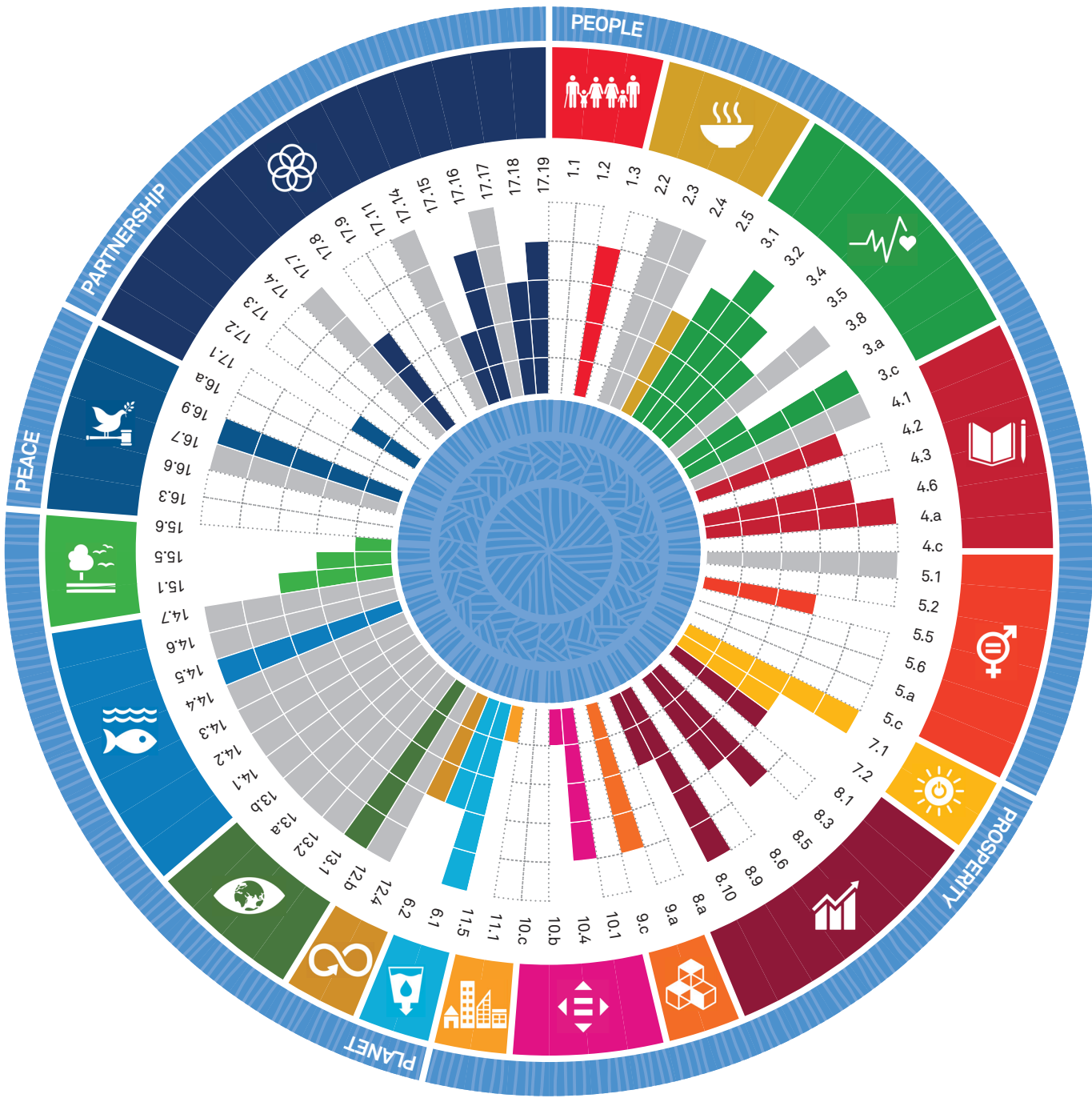
NEW CALEDONIA



- 1 NO POVERTY**
- 2 ZERO HUNGER**
- 3 GOOD HEALTH AND WELL-BEING**
- 4 QUALITY EDUCATION**
- 5 GENDER EQUALITY**
- 6 CLEAN WATER AND SANITATION**
- 7 AFFORDABLE AND CLEAN ENERGY**
- 8 DECENT WORK AND ECONOMIC GROWTH**
- 9 INDUSTRY, INNOVATION AND INFRASTRUCTURE**
- 10 REDUCED INEQUALITIES**
- 11 SUSTAINABLE CITIES AND COMMUNITIES**
- 12 RESPONSIBLE CONSUMPTION AND PRODUCTION**
- 13 CLIMATE ACTION**
- 14 LIFE BELOW WATER**
- 15 LIFE ON LAND**
- 16 PEACE, JUSTICE AND STRONG INSTITUTIONS**
- 17 PARTNERSHIPS FOR THE GOALS**

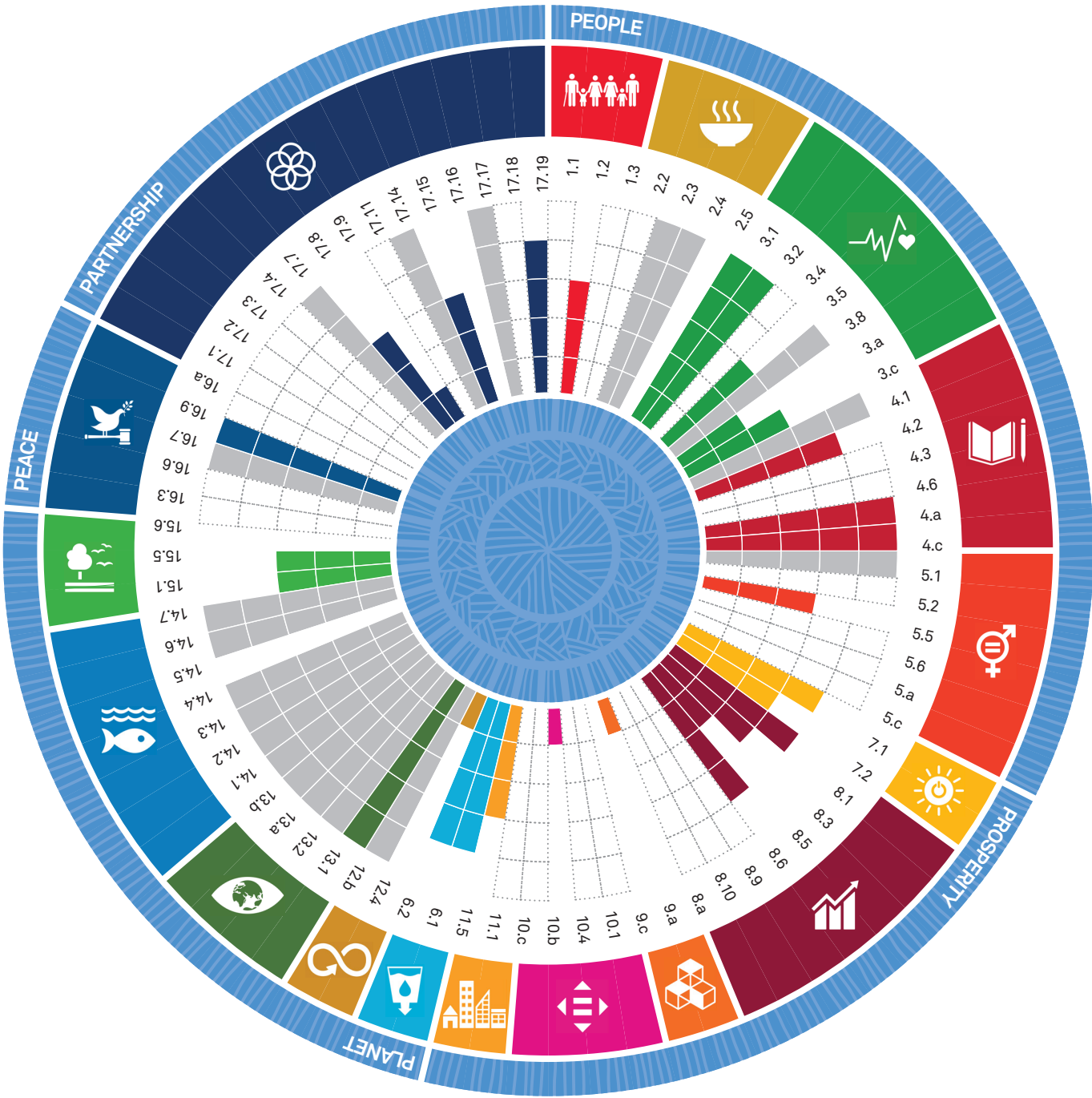
	BAR TYPE	VALUE
	Grey Bar	Tier 3 indicator. No established methodology
	Dashed Bar	None, or insufficient country data
	No colour bar	No achievement against the goal
	20% of colour bar shaded	Minimal achievement
	40% of colour bar shaded	Some achievement
	60% of colour bar shaded	Average Progress
	80% of colour bar shaded	Good Progress
	Full colour bar	Goal is fully achieved

NEW ZEALAND



- 1 NO POVERTY
- 2 ZERO HUNGER
- 3 GOOD HEALTH AND WELL-BEING
- 4 QUALITY EDUCATION
- 5 GENDER EQUALITY
- 6 CLEAN WATER AND SANITATION
- 7 AFFORDABLE AND CLEAN ENERGY
- 8 DECENT WORK AND ECONOMIC GROWTH
- 9 INDUSTRY, INNOVATION AND INFRASTRUCTURE
- 10 REDUCED INEQUALITIES
- 11 SUSTAINABLE CITIES AND COMMUNITIES
- 12 RESPONSIBLE CONSUMPTION AND PRODUCTION
- 13 CLIMATE ACTION
- 14 LIFE BELOW WATER
- 15 LIFE ON LAND
- 16 PEACE, JUSTICE AND STRONG INSTITUTIONS
- 17 PARTNERSHIPS FOR THE GOALS


	BAR TYPE	VALUE
	Grey Bar	Tier 3 indicator. No established methodology
	Dashed Bar	None, or insufficient country data
	No colour bar	No achievement against the goal
	20% of colour bar shaded	Minimal achievement
	40% of colour bar shaded	Some achievement
	60% of colour bar shaded	Average Progress
	80% of colour bar shaded	Good Progress
	Full colour bar	Goal is fully achieved



- 1 NO POVERTY**
- 2 ZERO HUNGER**
- 3 GOOD HEALTH AND WELL-BEING**
- 4 QUALITY EDUCATION**
- 5 GENDER EQUALITY**
- 6 CLEAN WATER AND SANITATION**
- 7 AFFORDABLE AND CLEAN ENERGY**
- 8 DECENT WORK AND ECONOMIC GROWTH**
- 9 INDUSTRY, INNOVATION AND INFRASTRUCTURE**
- 10 REDUCED INEQUALITIES**
- 11 SUSTAINABLE CITIES AND COMMUNITIES**
- 12 RESPONSIBLE CONSUMPTION AND PRODUCTION**
- 13 CLIMATE ACTION**
- 14 LIFE BELOW WATER**
- 15 LIFE ON LAND**
- 16 PEACE, JUSTICE AND STRONG INSTITUTIONS**
- 17 PARTNERSHIPS FOR THE GOALS**

	BAR TYPE	VALUE
	Grey Bar	Tier 3 indicator. No established methodology
	Dashed Bar	None, or insufficient country data
	No colour bar	No achievement against the goal
	20% of colour bar shaded	Minimal achievement
	40% of colour bar shaded	Some achievement
	60% of colour bar shaded	Average Progress
	80% of colour bar shaded	Good Progress
	Full colour bar	Goal is fully achieved

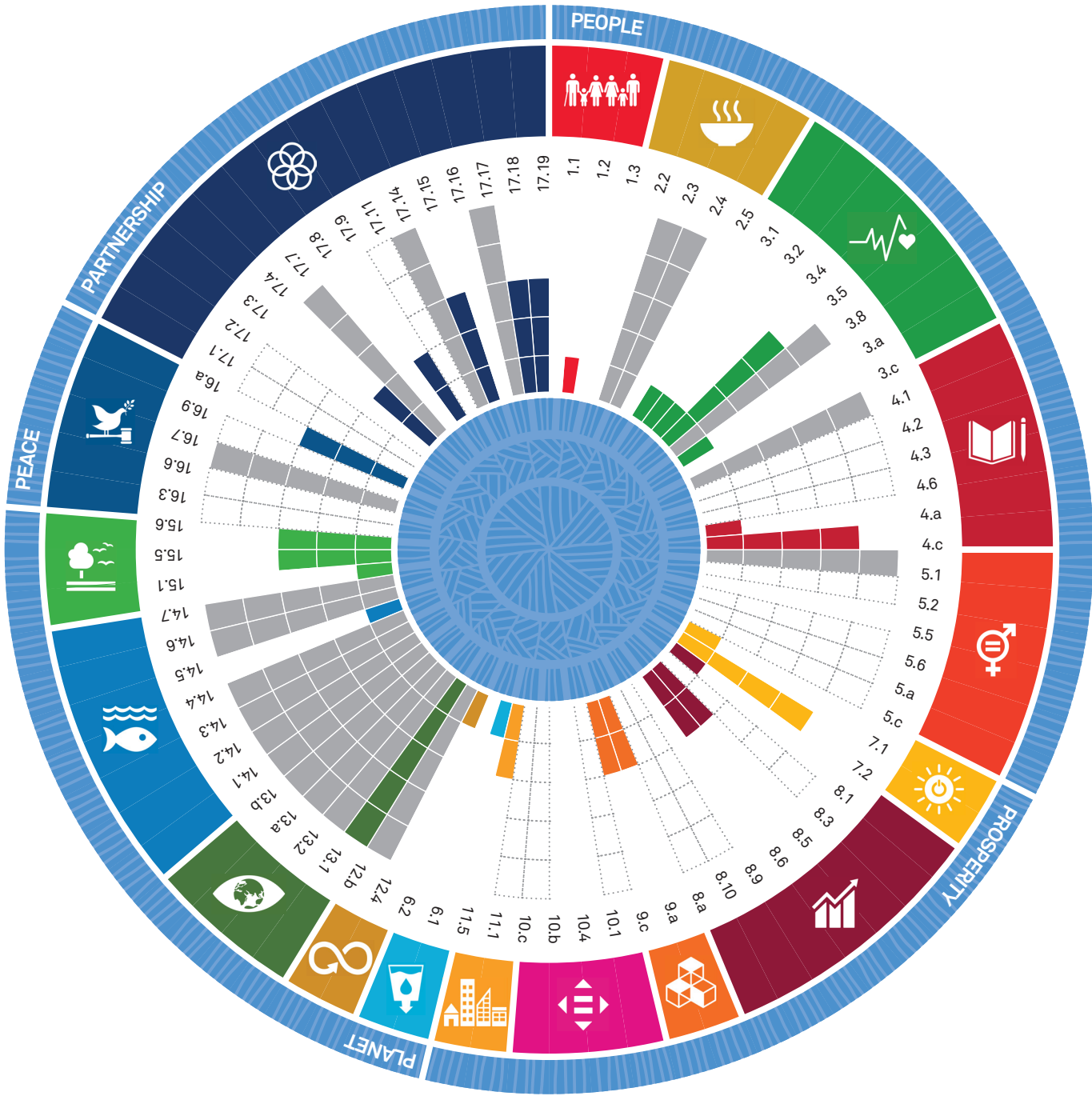
PALAU



- 1 NO POVERTY**
- 2 ZERO HUNGER**
- 3 GOOD HEALTH AND WELL-BEING**
- 4 QUALITY EDUCATION**
- 5 GENDER EQUALITY**
- 6 CLEAN WATER AND SANITATION**
- 7 AFFORDABLE AND CLEAN ENERGY**
- 8 DECENT WORK AND ECONOMIC GROWTH**
- 9 INDUSTRY, INNOVATION AND INFRASTRUCTURE**
- 10 REDUCED INEQUALITIES**
- 11 SUSTAINABLE CITIES AND COMMUNITIES**
- 12 RESPONSIBLE CONSUMPTION AND PRODUCTION**
- 13 CLIMATE ACTION**
- 14 LIFE BELOW WATER**
- 15 LIFE ON LAND**
- 16 PEACE, JUSTICE AND STRONG INSTITUTIONS**
- 17 PARTNERSHIPS FOR THE GOALS**

	BAR TYPE	VALUE
	Grey Bar	Tier 3 indicator. No established methodology
	Dashed Bar	None, or insufficient country data
	No colour bar	No achievement against the goal
	20% of colour bar shaded	Minimal achievement
	40% of colour bar shaded	Some achievement
	60% of colour bar shaded	Average Progress
	80% of colour bar shaded	Good Progress
	Full colour bar	Goal is fully achieved


PAPUA NEW GUINEA



- 1 NO POVERTY
- 2 ZERO HUNGER
- 3 GOOD HEALTH AND WELL-BEING
- 4 QUALITY EDUCATION
- 5 GENDER EQUALITY
- 6 CLEAN WATER AND SANITATION
- 7 AFFORDABLE AND CLEAN ENERGY
- 8 DECENT WORK AND ECONOMIC GROWTH
- 9 INDUSTRY, INNOVATION AND INFRASTRUCTURE
- 10 REDUCED INEQUALITIES
- 11 SUSTAINABLE CITIES AND COMMUNITIES
- 12 RESPONSIBLE CONSUMPTION AND PRODUCTION
- 13 CLIMATE ACTION
- 14 LIFE BELOW WATER
- 15 LIFE ON LAND
- 16 PEACE, JUSTICE AND STRONG INSTITUTIONS
- 17 PARTNERSHIPS FOR THE GOALS

	BAR TYPE	VALUE
	Grey Bar	Tier 3 indicator. No established methodology
	Dashed Bar	None, or insufficient country data
	No colour bar	No achievement against the goal
	20% of colour bar shaded	Minimal achievement
	40% of colour bar shaded	Some achievement
	60% of colour bar shaded	Average Progress
	80% of colour bar shaded	Good Progress
	Full colour bar	Goal is fully achieved

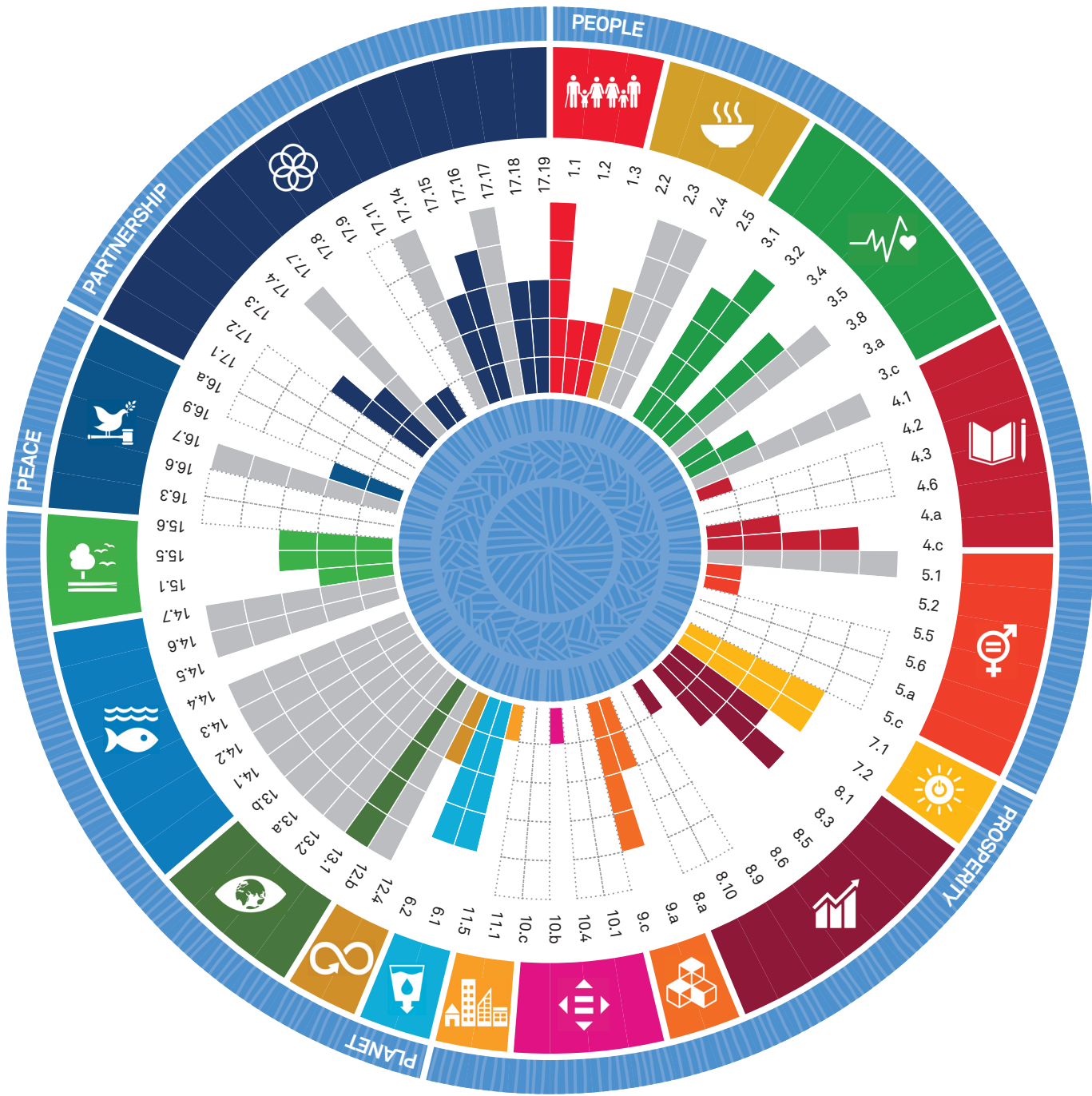
REPUBLIC OF MARSHALL ISLANDS



- 1 NO POVERTY**
- 2 ZERO HUNGER**
- 3 GOOD HEALTH AND WELL-BEING**
- 4 QUALITY EDUCATION**
- 5 GENDER EQUALITY**
- 6 CLEAN WATER AND SANITATION**
- 7 AFFORDABLE AND CLEAN ENERGY**
- 8 DECENT WORK AND ECONOMIC GROWTH**
- 9 INDUSTRY, INNOVATION AND INFRASTRUCTURE**
- 10 REDUCED INEQUALITIES**
- 11 SUSTAINABLE CITIES AND COMMUNITIES**
- 12 RESPONSIBLE CONSUMPTION AND PRODUCTION**
- 13 CLIMATE ACTION**
- 14 LIFE BELOW WATER**
- 15 LIFE ON LAND**
- 16 PEACE, JUSTICE AND STRONG INSTITUTIONS**
- 17 PARTNERSHIPS FOR THE GOALS**

	BAR TYPE	VALUE
	Grey Bar	Tier 3 indicator. No established methodology
	Dashed Bar	None, or insufficient country data
	No colour bar	No achievement against the goal
	20% of colour bar shaded	Minimal achievement
	40% of colour bar shaded	Some achievement
	60% of colour bar shaded	Average Progress
	80% of colour bar shaded	Good Progress
	Full colour bar	Goal is fully achieved

SAMOA




- 1 NO POVERTY**
- 2 ZERO HUNGER**
- 3 GOOD HEALTH AND WELL-BEING**
- 4 QUALITY EDUCATION**
- 5 GENDER EQUALITY**
- 6 CLEAN WATER AND SANITATION**
- 7 AFFORDABLE AND CLEAN ENERGY**
- 8 DECENT WORK AND ECONOMIC GROWTH**
- 9 INDUSTRY, INNOVATION AND INFRASTRUCTURE**
- 10 REDUCED INEQUALITIES**
- 11 SUSTAINABLE CITIES AND COMMUNITIES**
- 12 RESPONSIBLE CONSUMPTION AND PRODUCTION**
- 13 CLIMATE ACTION**
- 14 LIFE BELOW WATER**
- 15 LIFE ON LAND**
- 16 PEACE, JUSTICE AND STRONG INSTITUTIONS**
- 17 PARTNERSHIPS FOR THE GOALS**

	BAR TYPE	VALUE
	Grey Bar	Tier 3 indicator. No established methodology
	Dashed Bar	None, or insufficient country data
	No colour bar	No achievement against the goal
	20% of colour bar shaded	Minimal achievement
	40% of colour bar shaded	Some achievement
	60% of colour bar shaded	Average Progress
	80% of colour bar shaded	Good Progress
	Full colour bar	Goal is fully achieved



SOLOMON ISLANDS

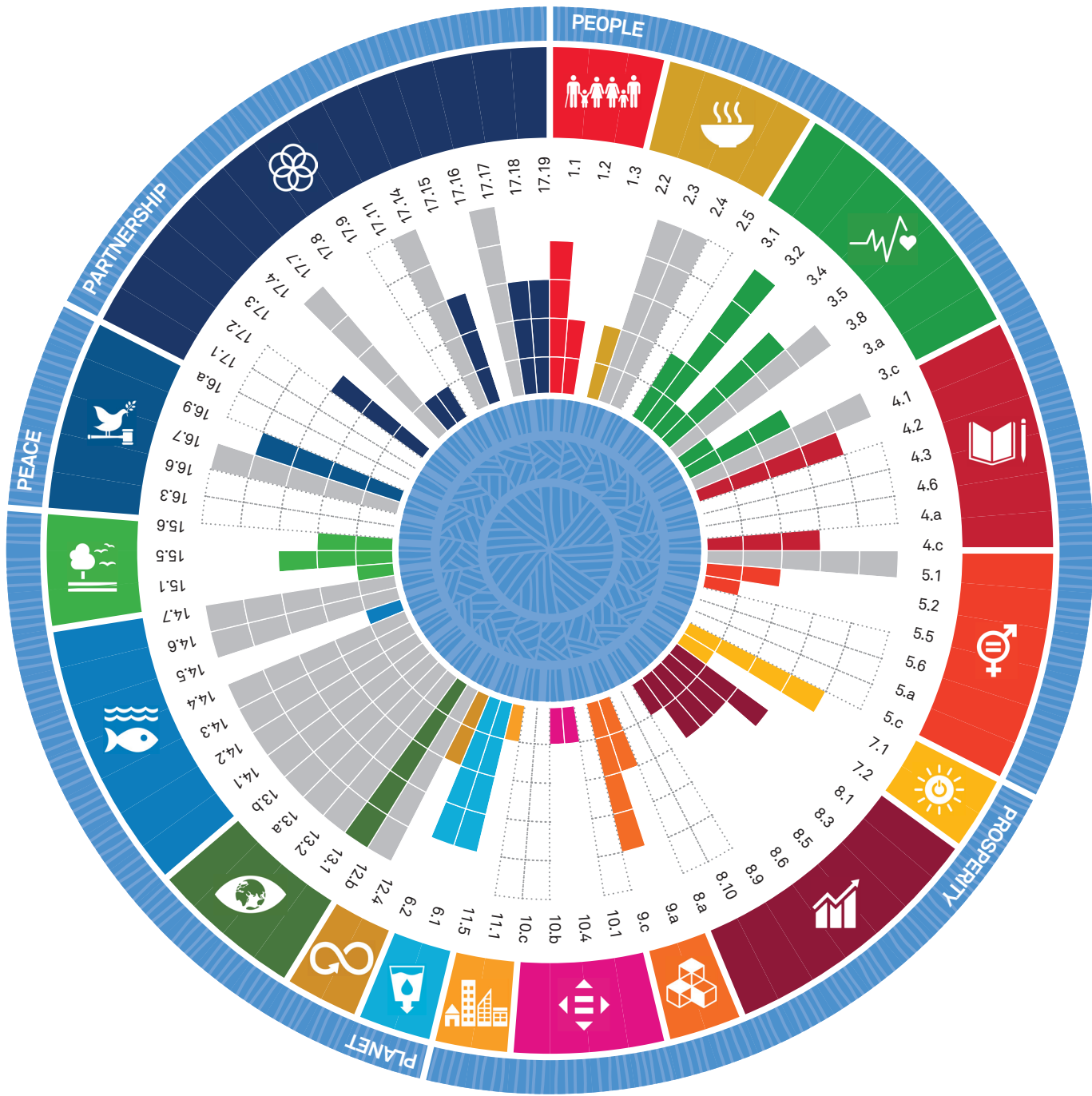


- 1 NO POVERTY**
- 2 ZERO HUNGER**
- 3 GOOD HEALTH AND WELL-BEING**
- 4 QUALITY EDUCATION**
- 5 GENDER EQUALITY**
- 6 CLEAN WATER AND SANITATION**
- 7 AFFORDABLE AND CLEAN ENERGY**
- 8 DECENT WORK AND ECONOMIC GROWTH**
- 9 INDUSTRY, INNOVATION AND INFRASTRUCTURE**
- 10 REDUCED INEQUALITIES**
- 11 SUSTAINABLE CITIES AND COMMUNITIES**
- 12 RESPONSIBLE CONSUMPTION AND PRODUCTION**
- 13 CLIMATE ACTION**
- 14 LIFE BELOW WATER**
- 15 LIFE ON LAND**
- 16 PEACE, JUSTICE AND STRONG INSTITUTIONS**
- 17 PARTNERSHIPS FOR THE GOALS**

	BAR TYPE	VALUE
	Grey Bar	Tier 3 indicator. No established methodology
	Dashed Bar	None, or insufficient country data
	No colour bar	No achievement against the goal
	20% of colour bar shaded	Minimal achievement
	40% of colour bar shaded	Some achievement
	60% of colour bar shaded	Average Progress
	80% of colour bar shaded	Good Progress
	Full colour bar	Goal is fully achieved

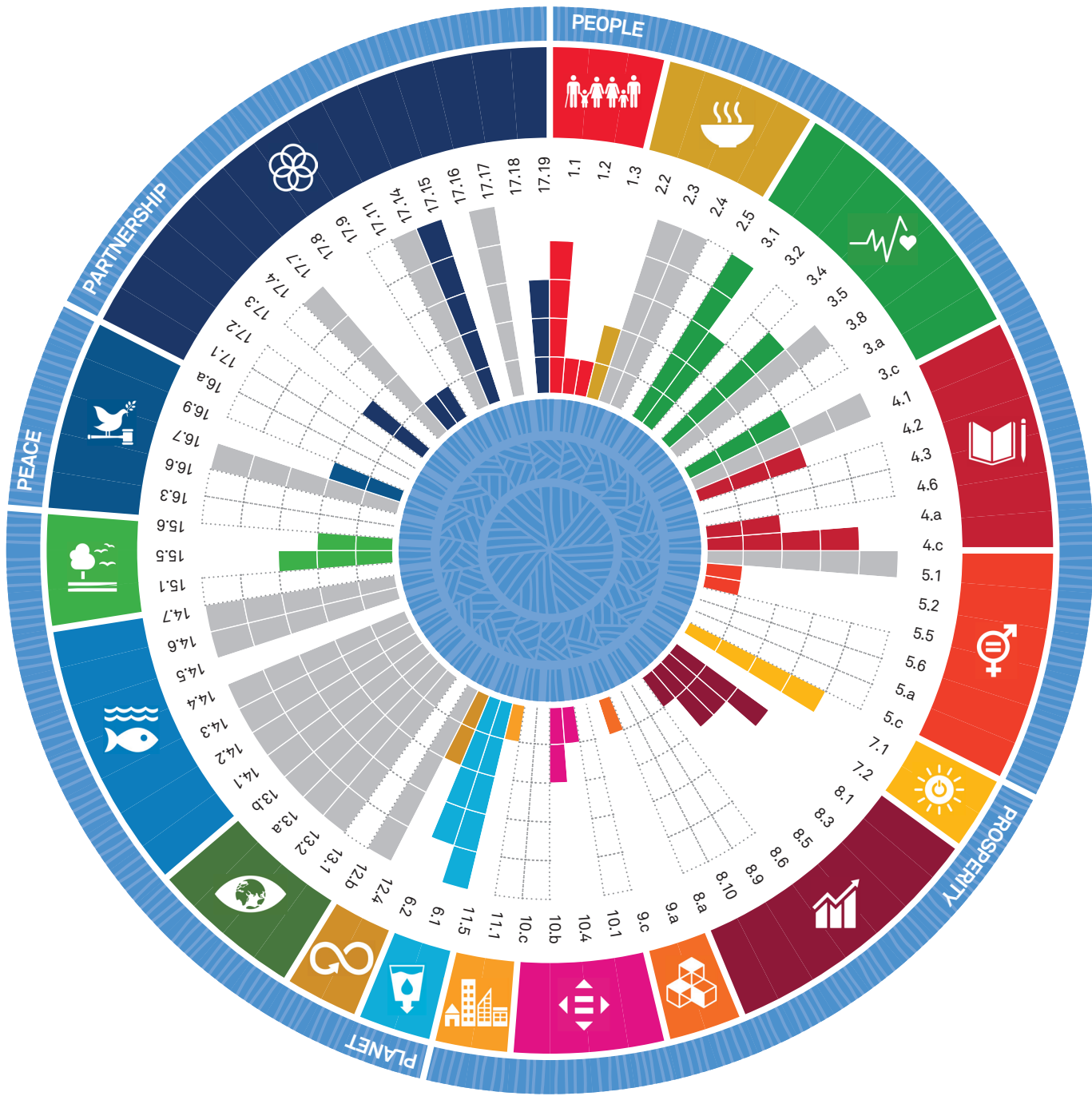


TONGA



- 1 NO POVERTY
- 2 ZERO HUNGER
- 3 GOOD HEALTH AND WELL-BEING
- 4 QUALITY EDUCATION
- 5 GENDER EQUALITY
- 6 CLEAN WATER AND SANITATION
- 7 AFFORDABLE AND CLEAN ENERGY
- 8 DECENT WORK AND ECONOMIC GROWTH
- 9 INDUSTRY, INNOVATION AND INFRASTRUCTURE
- 10 REDUCED INEQUALITIES
- 11 SUSTAINABLE CITIES AND COMMUNITIES
- 12 RESPONSIBLE CONSUMPTION AND PRODUCTION
- 13 CLIMATE ACTION
- 14 LIFE BELOW WATER
- 15 LIFE ON LAND
- 16 PEACE, JUSTICE AND STRONG INSTITUTIONS
- 17 PARTNERSHIPS FOR THE GOALS


	BAR TYPE	VALUE
	Grey Bar	Tier 3 indicator. No established methodology
	Dashed Bar	None, or insufficient country data
	No colour bar	No achievement against the goal
	20% of colour bar shaded	Minimal achievement
	40% of colour bar shaded	Some achievement
	60% of colour bar shaded	Average Progress
	80% of colour bar shaded	Good Progress
	Full colour bar	Goal is fully achieved



- 1 NO POVERTY**
- 2 ZERO HUNGER**
- 3 GOOD HEALTH AND WELL-BEING**
- 4 QUALITY EDUCATION**
- 5 GENDER EQUALITY**
- 6 CLEAN WATER AND SANITATION**
- 7 AFFORDABLE AND CLEAN ENERGY**
- 8 DECENT WORK AND ECONOMIC GROWTH**
- 9 INDUSTRY, INNOVATION AND INFRASTRUCTURE**
- 10 REDUCED INEQUALITIES**
- 11 SUSTAINABLE CITIES AND COMMUNITIES**
- 12 RESPONSIBLE CONSUMPTION AND PRODUCTION**
- 13 CLIMATE ACTION**
- 14 LIFE BELOW WATER**
- 15 LIFE ON LAND**
- 16 PEACE, JUSTICE AND STRONG INSTITUTIONS**
- 17 PARTNERSHIPS FOR THE GOALS**

	BAR TYPE	VALUE
	Grey Bar	Tier 3 indicator. No established methodology
	Dashed Bar	None, or insufficient country data
	No colour bar	No achievement against the goal
	20% of colour bar shaded	Minimal achievement
	40% of colour bar shaded	Some achievement
	60% of colour bar shaded	Average Progress
	80% of colour bar shaded	Good Progress
	Full colour bar	Goal is fully achieved

VANUATU



- 1 NO POVERTY**
- 2 ZERO HUNGER**
- 3 GOOD HEALTH AND WELL-BEING**
- 4 QUALITY EDUCATION**
- 5 GENDER EQUALITY**
- 6 CLEAN WATER AND SANITATION**
- 7 AFFORDABLE AND CLEAN ENERGY**
- 8 DECENT WORK AND ECONOMIC GROWTH**
- 9 INDUSTRY, INNOVATION AND INFRASTRUCTURE**
- 10 REDUCED INEQUALITIES**
- 11 SUSTAINABLE CITIES AND COMMUNITIES**
- 12 RESPONSIBLE CONSUMPTION AND PRODUCTION**
- 13 CLIMATE ACTION**
- 14 LIFE BELOW WATER**
- 15 LIFE ON LAND**
- 16 PEACE, JUSTICE AND STRONG INSTITUTIONS**
- 17 PARTNERSHIPS FOR THE GOALS**

	BAR TYPE	VALUE
	Grey Bar	Tier 3 indicator. No established methodology
	Dashed Bar	None, or insufficient country data
	No colour bar	No achievement against the goal
	20% of colour bar shaded	Minimal achievement
	40% of colour bar shaded	Some achievement
	60% of colour bar shaded	Average Progress
	80% of colour bar shaded	Good Progress
	Full colour bar	Goal is fully achieved



CONTACT

For any queries or requests regarding the progress wheels, please contact the Pacific Islands Forum Secretariat

✉ info@forumsec.org