



**MAINSTREAMING, ACCELERATION AND POLICY
SUPPORT (MAPS) FOR SDGS: GENDER BASELINE
ANALYSIS AGAINST SDGS IN MONGOLIA**

FINAL REPORT

Submitted to UNDP Mongolia

30 April, 2016

RESEARCH TEAM

This assessment was developed and implemented by the Independent Research Institute of Mongolia (IRIM), under contract to the UNDP Mongolia from January 2016 to April 2016. The opinions expressed herein are those of only the research team members.

Research Team:

DOLGION Aldar	Principal Investigator Executive Director, IRIM
NYAMBAYAR Gungaanyamsan	Statistician Researcher, IRIM
DOLGORSUREN Gombojav	Assistant Researcher Researcher, IRIM

Consultants:

DOLJINSUREN Jambal	Consultant Team leader HD and MDG's, UNDP Mongolia
OYUNJARGAL Mangalsuren	Consultant Statistician, National Registration and Statistics Office of Mongolia
MANLAIBAATAR Zagdbazar	Consultant Quality Consultant, IRIM

CONTENTS

RESEARCH TEAM	2
CONTENTS	3
LIST OF TABLES AND FIGURES	5
ACRONYMS	7
EXECUTIVE SUMMARY	8
I. INTRODUCTION	17
1.1. BACKGROUND	17
1.2. OBJECTIVES AND SCOPE	18
1.3. ASSESSMENT FRAMEWORK	20
1.4. METHODOLOGY AND ACTIVITIES UNDERTAKEN	22
II. DETERMINING AND ASSESSING THE BASELINE DATA	25
2.1. OVERVIEW OF THE SELECTED INDICATORS AND CRITERIA USED	25
2.2. DEFINING THE INDICATORS WITH STATUS 1, 2 AND 3 (ANNEX 3)	30
2.3. IDENTIFYING THE DATA GAPS	35
2.4. ASSESSING THE INDICATORS WITH STATUS 1, 2 AND 3	45
1. TIMELINESS	45
2. COMPARABILITY	46
3. ADEQUACY OF RESOURCES AND INPUT	46
4. TECHNOLOGY AND INFORMATION SYSTEMS	50
5. ACCESSIBILITY	51
6. USABILITY OF THE REPORTS	52
2.5. RECOMMENDATIONS FOR DEFINING THE SDG INDICATORS AND TARGETS	53
III. MAPS ANALYSIS	55
3.1. NATIONAL MONITORING AND ACCOUNTABILITY MECHANISMS	55
3.2. ALIGNMENT OF SDGS IN NATIONAL DEVELOPMENT PLANS	58
3.3. PARTNERSHIPS AND NON-GOVERNMENTAL STAKEHOLDERS' CAPACITIES	62
3.4. IDENTIFYING THE CAPACITY NEEDS	68
REFERENCES	71
ANNEX 1: DESCRIPTION OF SDGS' REPORTING MECHANISMS	75

ANNEX 2: INDICATORS NOT INCLUDED IN THE ASSESSMENT	78
ANNEX 3. BASELINE DATA OBTAINED AND COMPUTED FROM NRSO DATABASES.....	80
ANNEX 4. OVERVIEW OF BASELINE DATA FOR INDICATORS WITH STATUS 1,2,3	93
ANNEX 5. LIST OF PEOPLE INTERVIEWED	100
ANNEX 6. GLOSSARY	102
ANNEX 7. WOMEN’S LEGAL RIGHTS DATABASE: MONGOLIA	104
ANNEX 8. TERMS OF REFERENCE	115

LIST OF TABLES AND FIGURES

Table 1 Recommendations framework.....	21
Table 2 Data collection methods	22
Table 3 Status of Indicators, by Goal	25
Table 4 Indicators selection criteria	26
Table 5 Number of baseline data determined per goal.....	28
Table 6 Gender-related data by status under the selected SDGs.....	29
Table 7 Status overview per goal and indicators: GOAL 1:.....	30
Table 8 Status overview per goal and indicators: GOAL 5	32
Table 9 Status overview per goal and indicators: GOAL 8	32
Table 10 Status overview per goal and indicators: GOAL 10.....	33
Table 11 Status overview per goal and indicators: GOAL 11	33
Table 12 Status overview per goal and indicators: GOAL 13	34
Table 13 Status overview per goal and indicators: GOAL 16.....	35
Table 14 Defining the indicators with status 4, provided with specific recommendations	35
Table 15 Indicators requiring disaggregation by wealth quintiles.....	41
Table 16 Organizations related to filling the data gaps and other indicators	42
Table 17 Indicators with data gaps requiring quantitative data.....	43
Table 18 indicators with data gaps requiring qualitative data	44
Table 19 Budget allocations on statistical services.....	47
Table 20 THE PROGRAMS OF CURRENT EXPENDITURE OF THE BUDGET GENERAL GOVERNOR	47
Table 21 Organizations' use of technology in data management	51
Table 22 SDGs and their relevance in Mongolian policies and strategies	58
Table 23 State policy research institutes	64
Table 24 Research institutions of universities	65
Table 25 Policy research institutes financed by NGOs and private organizations	66
Table 26 Research institutes financed by international donor organizations	66
Table 27 Reporting on the SDGs	76
 Figure 1 Objectives of the assessment	 19
Figure 2 Assessment framework.....	20
Figure 3 Activities undertaken	23
Figure 4 Number of selected SDG indicators in the assessment	27
Figure 5 The overview of the status.....	28
Figure 6 Relevant organizations.....	42
Figure 7 Timeliness of the indicators with status 1, 2 and 3	45
Figure 8 Comparability of indicators with UNSC metadata	46
Figure 9 Accessibility of the database for the indicators.....	52
Figure 10 Data and indicators pathway to decision making	57

Figure 11 partnership..... 63

Figure 12A toolkit of data instruments for SDG monitoring – in line with..... 64

Figure 13 Official Statistics in a Broader Data Ecosystem..... 64

Figure 14 Levels of reporting on SDGs: Institutional framework..... 77

ACRONYMS

GDP	Gross Domestic Products
GPD	General Police Department of Mongolia
HSES	Household Socio-Economic Survey
HLPF	High Level Political Forum
IAEG-SDGs	Inter-Agency Expert Group on SDG Indicators
ILO	International Labor Organization
LPC	Labor Force Survey
M&E	Monitoring and Evaluation
MAPS	Mainstreaming, acceleration and policy support
MDGs	Millennium Development Goals
MoF	Ministry of Finance
MoJ	Ministry of Justice
NCAV	National Center Against Violence
NCGE	National Committee on Gender Equality
NRSO	National Registration and Statistics Office
NSO	National Statistics Office
PHC	Population and Housing Census
SDGs	Sustainable Development Goals
SISS	Social Indicator Sample Survey
TUS	Time Use Study
UNDG	United Nations Development Group
UNDP	United Nations Development Programme
UNEP	United Nations Environment Programme
UNSD	United Nations Statistics Division
WG	Working Group
SIGO	Social Insurance General Office

EXECUTIVE SUMMARY

INTRODUCTION

As part of UNDP Mongolia's ongoing efforts to assist Mongolia's Sustainable Development Goal (SDG) readiness and national target setting, UNDP Mongolia commissioned to undertake 'Gender Baseline Analysis against SDGs in Mongolia' in December 2015 (hereinafter, Assessment). This assessment builds on and expands UNDP Mongolia's previous study which provided a comprehensive statistical assessment of application and suitability of a total of 224 indicators under 17 SDGs in the Mongolian context¹.

This Assessment examines the existing SDG assessment frameworks including the availability and gaps of sex-disaggregated baseline data under 87 indicators of 39 targets of 7 SDGs (SDG 1, 5, 8, 10, 11, 13 and 16 as selected relevant to UNDP's operations in Mongolia). Furthermore it determines the baseline data under the indicators and identifies more specific needs for the development of new data sources and data collection methodologies in regard to the selected SDG indicators. Finally the report also identifies potential areas for further strengthening Mongolia's monitoring, reporting and accountability to SDGs by employing the Mainstreaming, Acceleration and Policy Support (MAPS) approach.

It should be highlighted that this assessment can be used as a model framework to assess the indicators related to the remaining SDGs.

The Assessment differs from the previous consultancy in the following ways:

- It focuses on data to be obtained from other government departments and agencies rather than that of National Registration and Statistics Office data.
- The current assessment was conducted on indicators with status 1, 2, 3 and 4. As such the indicators that are '6) not relevant to Mongolia', '7) not clear' and '8) standby', were not reviewed as suggested by the ToR.
- It examines in depth the gender relevant indicators under the selected SDGs. A total of 87 gender relevant indicators were selected using internationally recognized criteria.
- We computed and calculated the data not directly available, and put the result into an excel matrix, not just saying obtainable or not. We completed all baseline data that can

¹ It was identified that out of 224 indicators, 45 indicators are readily available, 64 indicators are available after little effort and 28 are available after more efforts, while 72 are available if data collection changed. 13 are not applicable to Mongolia, whereas 5 could be available from external institutions, but 21 indicators are not clear in its availability.

be obtained and computed from existing sources by relying on extensive collection of secondary sources. In doing so, we validated the previous consultancy work results and identified discrepancies.

- We identified the discrepancies between the global definitions and methodologies of the indicators against Mongolian definitions and methodologies and provided suggestions on which one should prevail.
- As the assessment employs UN's MAPS approach, it provides recommendations for improving the national data collection and analysis mechanisms as well as reporting and accountability with regards to SDGs.

Based on this analysis this report makes recommendations to support targeted capacity development in data collection and management and to further strengthen Mongolia's monitoring, reporting and accountability to SDGs.

This report is complemented by a separate Excel matrix containing:

1. Specific recommendations for each indicator and relevant baseline data were provided. As such, we attempted to provide as much detail as possible to produce SDG metadata that is both relevant to the Mongolian context and gender-responsive. Specifically the report focuses on selected SDG indicators which lack sufficient data for evaluation.
2. A guide for next steps and users was provided in a separate Excel Matrix containing information on the following:
 - suggestions on prioritizing data sources,
 - methods to ensure indicators are met,
 - Provide recommendations on data collection for indicators which currently lack data.
3. Methodology and protocols of computation were developed.
4. Details of computations are provided in the excel matrix in order to provide a standard method for future analyses.

DEVELOPMENT CONTEXT

As the 2030 Agenda for Sustainable Development, which contains 17 SDGs, officially came into effect on 1 January 2016 significant efforts were made in Mongolia to translate the new global agenda into its national development concepts and plans. On 26 November 2015, the Parliament of Mongolia ratified the 'Law on Development Policy and Planning' and on February 5 2016 has approved the 'Long-term Concept of Sustainable development of Mongolia 2016-2030'. These documents provide the necessary legal framework for ensuring Mongolia's 'development policy and goals to be systematic, consistent, coherent and implementable' and it allows for long term commitment and consensus among various stakeholders. However, the challenge for the next 15

years will be successful implementation of this concept and other associated national development mid-term strategies.

In addition, Mongolia is making significant progress in promoting integrated information systems, databases and use of new technologies in producing data. However, there are significant differences in the level of information system mechanisms and technologies used across different government agencies. Some have begun to use specialised technologies, software and databases whereas others use MS Excel and Word, recording data on paper and enter data manually.

Both globally and nationally, the need for a suitable framework for monitoring the country's own progress towards SDGs and national plans is highly emphasized. In this respect, working groups responsible for each SDG and comprising of representatives from government ministries and departments, National statistics office, civil societies and independent research organizations were set up to examine and establish the national indicators and targets for SDGs. However, these efforts are being undertaken in the context where Government is facing significant budget cuts, restructuring and dissolution of main agencies for reporting and accountability.

FINDINGS OF THE ASSESSMENT

Data availability

Of the 87 gender relevant indicators, 61 had data that is available in Mongolia (of which 39 were available from database and reports from the National Registration and Statistics Office (NRSO) and 23 indicators could be obtained from other government departments and agencies' sources) and 26 were not available, representing the data gaps. As a result of this Assessment, we could collect and complete data for a total of 57 indicators. The availability of data differed per each goal.

- Goals 5 and 16 have the most number of indicators for which there are no readily available data and require more attention.
- The majority of indicators under Goal 1 and Goal 10 have readily available data.
- Goals 8, 11 and 13 have mixed statuses in terms of data availability.

The situation of sex-disaggregate data and gender relevant data was mixed depending on the goals and status of the indicators. For most indicators where data were readily available or available after some effort, sex-disaggregate data availability were sufficient. However, with regards to the indicators where data was not directly available, the possibilities to collect sex-disaggregate data were limited and required more efforts in terms of professional consultancy, field work and data analysis expenses.

One major constraint in the indicators was disaggregation by various criteria. For instance, it was observed that 5 indicators under SDG 5 required data disaggregation by wealth quintiles. However, knowledge and capacity to undertake statistical calculations to come up with quintiles were low in the public sector.

Data gaps

There were a total of 26 indicators that require additional data collection under the selected SDGs. In some cases of data gaps, they require more disaggregation whereas others require new terms and definitions which have implications on data collection methodologies.

Two thirds of the baseline data for the indicators with status 4 can be collected from quantitative surveys while one third can be obtained via qualitative studies such as secondary data review and analysis. This shows that data collection for qualitative studies would not require extensive field works and hence will require less budget expenditure. As for the surveys, half can be done by adding a set of questions to existing NRSO surveys. Finally, for the rest of the indicators requiring new types of surveys and data collection, a nationally representative survey consisting of approximately 40-60 questions and that can be disaggregate by sex as well as by other relevant dimensions such as age, disabilities, income level, geographic location and education can cost approximately 100,000-200,000 USD. This type of single survey will be sufficient to fill the data gaps.

There are 20 government departments and agencies responsible for the reporting of the 56 indicators that are not readily available which require additional computation and/or data collection. The General Police Department of Mongolia (an agency of the Ministry of Justice) had the most number of indicators to report (13 indicators) followed by NRSO (7 indicators), National Committee on Gender Equality (6 indicators) and National Center against Violence of Mongolia (5 indicators).

It was observed that 5 indicators under SDG 5 required data disaggregation by wealth quintiles. However, registration and statistics are not disaggregated by wealth quintiles. This is an important gap.

Assessment of data collection and management mechanisms and capacities

This assessment was based on six key criteria and the overall conclusions are summarized in the table below.

Criteria	Findings
Timeliness*	Overall the timeliness of the indicators with available data was in line with those required by the UNSC guidelines.

Comparability*	Comparisons were conducted on the definitions of the indicators with status 3 and 4 according to the metadata with that of Mongolian laws. Out of 37 indicators, 16 were consistent, 6 were partially consistent and 15 were not directly consistent.
Adequacy of resources**	Budget allocation for NRSO increased over the last two years whereas the budget allocated for other government departments to collect and manage data, conduct research and deliver training was reduced. It was difficult to analyze the government budget as items were not categorized in a way which facilitates analysis in line with the purposes of the assessment.
Technology**	There are a number of national programs and policies to promote the use of ICT in e-governance, registration and data use. However, there are significant differences in levels of information system mechanisms and technologies used across different government agencies. Some have advanced and specialised technologies, software and databases whereas others use MS Excel and Word, recording data on paper and then entering data manually into these MS files.
Accessibility*	Out of 37 indicators assessed by their level of accessibility, 23 were accessible from publicly available sources (websites) of which 12 had relevant raw data available. Government departments and agencies provided data for ten indicators upon request via official letters and 4 were not accessible.
Usability of data and reports**	The largest gap in the usability of reports and data is transmission into policy-making and decisions whereas the data and statistics are accessible and available for users. According to a consumer survey of statistical data, 43% of final reports were used for research purposes whereas only 7.8% of them were used for policy making purpose.

**criteria used to assess the data and indicators*

***criteria used to assess institutional capacities*

National monitoring and accountability mechanisms

The enabling environment for reporting, data collection and management and gender sensitive policies relating to SDGs are partly in place in Mongolia. For instance, the Law on Promotion of Gender Equality, the Long-term Concept of Sustainable Development of Mongolia, Law on Development Policy and Planning and Government Resolution #322 provide necessary provisions for monitoring and accountability mechanisms in Mongolia.

Nonetheless the ongoing government re-structuring, change of policy directions and instability in terms of fiscal and human resources present more challenges for reporting SDGs, follow-up

and data management. Also, a lack of law enforcement presents challenges in effective accountability mechanisms.

Alignment and mainstreaming of SDGs into national development plans

It was identified that major legal and policy reforms were not required as the enabling environment for the monitoring and accountability of SDGs were in place. For instance, Mongolia's Long-Term Development Policy, relevant government resolutions, national programmes and initiatives are in line with SDG monitoring and evaluation framework principles as well as those of Data revolution principles. Therefore, more support was needed in actual design and usage of SDG indicators, targets and baseline data in policies.

There are about 40 sectoral and national medium and long term policies, plans and strategies relevant to the 7 SDGs of the assessment. However, many of the mid-term strategies are close to becoming expired.

Partnership and engagement of non-government stakeholders

Examination of existing capacity assessment and mapping studies conducted in Mongolia among policy research institutes as well as civil society organisations show that there is significant room for their engagement in mainstreaming, accelerating and supporting SDGs. However, there are various barriers for effective engagement of these stakeholders in both data collection and management and in reporting on SDGs. These include unstable government structures and human resources at all levels, due to political influence, not being able to generate a new sustainable source of revenue for their work.

Capacity needs

Interviews with participants revealed that knowledge, understanding and expectations regarding the key issues such as the SDGs, their targets, indicators, baseline data, gender responsiveness, sex-disaggregate data and national relevance were extensively varied. Two types of capacity needs are identified – those that need to be met urgently (within 2016) and those that need to be addressed in the mid-term.

RECOMMENDATIONS

General types of activities required to fill the data gaps are:

- To build consensus on the definitions of key terms used in the indicators that are not consistent with Mongolian laws (e.g. ‘passive and active bribery’ and ‘former or current partner’).
- Once consensus is reached and it is deemed necessary to collect data using the definitions, to introduce amendments into the respective laws. As NRSO and government agencies collect data that are in line with existing laws and regulations, these changes would be important to institutionalize the data collection and management mechanisms.
- Introduce changes in the data collection and registration forms used by government departments related to detailed disaggregation by sex, age, and types of activities to be recorded. This will address the issue of lack of disaggregation of data.
- When NRSO collects reports from each government department and agency, to provide forms that are consistent and in line with agreed SDG indicators.
- NRSO database can provide basic disaggregation as an option for selection of determining indicators (quintiles).
- Training/briefing of registration officers needs to be conducted when introducing these changes.

Capacity building for organizations:

Organizations to be targeted were the General Police Department of Mongolia (an agency of the Ministry of Justice), which had the greatest number of indicators to report (13 indicators), the National Committee on Gender Equality (6 indicators), and the National Center against Violence of Mongolia (5 indicators). Specific capacity-building activities and topics are detailed in Section 3.4 of the report.

Recommendations directed at different stakeholders are presented below.

UNDP can provide assistance in the following actions

1. Promoting consensus building between various stakeholders engaged in defining the targets, indicators, and baseline data.
2. Providing a brief guidance note on defining the indicators for the working groups established by the Government.
3. Assisting in translating the proposed global indicators and their metadata into Mongolian, including requirements for disaggregation.

4. Providing training for stakeholders on methodological guidance and knowledge on key topics such as SDGs, target setting, accountability and reporting mechanisms, baseline data, and gender-responsiveness for the working groups of SDGs.
5. Using the UN's comparative advantages² (UNDAF Evaluation 2015) to promote gender responsive and equity-based monitoring of the SDGs.
6. Building capacity in conducting sectoral, program, and policy gender analyses among professionals and experts.
7. Providing assistance in including the results of such analyses in policy and SDG target setting and implementation.
8. Supporting multi-stakeholder and multi-disciplinary dialogue, professional associations, and research institutes (private and NGO).
9. Bridging between international associations and exchanging knowledge between thematic groups and professional associations at national, sub-national, and international levels.
10. Supporting the development of action plans within professional organizations (e.g. thematic evaluation and data groups, and data alignment efforts) in partnering with the government in monitoring SDG implementation.

Government

1. Increasing the authority of such key agencies as NCGE and restoring alternative financing for other key government agencies (e.g. M&E, Audit, NSO, Cabinet Secretariat).
2. Addressing the key institutional deficiencies: stability, staff turn-over, and knowledge transfer.
3. Planning and allocating necessary budget to fill the data gaps, commission consultancies when necessary, and train staff (e.g. to commission qualitative studies to provide data for indicators but also to complement statistical data for the use of decision-makers).
4. Allocating budget to continue improving the use of ICTs in government departments and agencies.
5. Mainstreaming SDGs in sectoral mid-term policies in order to be effective

² **Brand recognition.** The UN brand is recognised and accepted as an authentic representation of international standards and global best practice. **Trusted partner.** the UN has built a relationship of trust with the GoM, and is regarded as a long-term partner that is not subject to political and ideological conflict. **Convening power.** The UN has the trust of both government and civil society as well as other non-state actors, which place it in a favourable position as convenor and consensus advocate.

6. Allowing for top-down initiatives and suggestions in target setting and indicators selection.
7. Allowing for inter-ministry and agency exchange and flow of information
8. Promoting impact evaluation and gender responsive/sensitive implementation of policies.
9. Providing guidelines, realistic time frames, and necessary materials to be used by working groups in order to determine SDG targets and indicators.
10. Defining and disseminating metadata for each indicator in Mongolia and building relevant capacities of the staff responsible for data collection.
11. Producing a brief paper on the legal and policy environment and the linkages between key documents (on long-term policy, mid-term policy, global SDGs, the role of the Government, ministries, agencies etc.) for each stakeholder group.

Research Institutes, experts and CSOs	NRSO
<ol style="list-style-type: none"> 1. Facilitating the consultation meetings/workshops and engaging relevant stakeholders to determine SDG targets and indicators. 2. Providing technical assistance (specific recommendations on the selection and determination of the targets). 3. Involving professional organizations in defining the indicators, targets, and baseline. 4. Conducting impact analysis, using disaggregate data, and analyzing between indicators and targets. 5. Translating the wealth of data into policy language – making gender analysis and other necessary analyses. 6. Conducting rapid assessments, qualitative analysis, and sectoral analysis and assisting in producing ‘one-pagers’ containing indicators for the given sectors. 	<ol style="list-style-type: none"> 1. Providing technical assistance for technical teams, working groups and research officers of other government agencies and departments when necessary. 2. Providing guidance in determining data consistency between global and local indicators. 3. Transmitting advice from international experts in global indicators to national stakeholders. 4. Once indicators are agreed, producing national metadata using the format of Global SDG indicators. 5. Providing guidance on who would be the owner/responsible organization for a given indicator’s data collection and management.

Overall, there needs to be a recognition that sufficient time and preparation are required before finalizing the SDG targets and indicators in Mongolia.

I. INTRODUCTION

1.1. BACKGROUND

In September 2015, Sustainable Development Goals (SDGs) were adopted by world leaders. Recognizing that there was insufficient attention paid to generating evidence on achievements and learning from challenges under the Millennium Development Goals (MDGs), the issue of monitoring and evaluation of SDGs was placed at the core of its implementation. As such, the UN General Assembly, in its Resolution 70/1³, declared that significant attention needs to be given to promoting ‘effective and accountable leadership’ and ‘the ability to measure and demonstrate success through a series of goals, targets and indicators’ (IOCE and EvalPartners 2015).

Global SDG M&E framework: In this respect, a report including a list and framework of global indicators was developed by the Inter Agency Expert Group on Sustainable Development Goal Indicators (IAEG-SDGs), and it was accepted to be agreed by the UN Statistical Commission by March 2016 and adopted thereafter at the global level by the General Assembly. This framework includes 17 goals, 169 targets, and more than 200 indicators.

Nationally-relevant SDG M&E framework: However, the SDGs will be adopted by countries in line with their national development goals. Therefore, member states, including Mongolia, started identifying nationally-relevant SDGs and human-rights-sensitive indicators and targets, and establishing the baseline (Mothe, Espey and Schmidt-Traub 2015, 1) that are suitable for tracking its own progress towards SDGs. In most countries, the National Statistical Offices are responsible for the development and monitoring of SDG indicators (ESDN 2015). It is hoped that effective M&E of SDGs at the national level will support learning, accountability, and improvement so that public policies are based on evidence and incorporate gender-responsive and equity-focused considerations (IOCE and EvalPartners 2015).

Importance of data and indicators in measuring progress: In order to measure the impact and progress of the SDGs in various countries, ‘data is considered as lifeblood of the SDGs’ and ‘quality, accessible, timely and reliable disaggregated data will be needed to help with the measurement of progress’ (Luis Gonzalez Morales, Yu-Chieh Hsu, Jennifer Poole, Benjamin Rae, Ian Rutherford 2014). These data are organized around ‘indicators’ which provide policymakers with more simplified, clarified and aggregated information to reach policy goals (United Nations 2007).

³ ‘Transforming our world: the 2030 Agenda for Sustainable Development’

It is advised that data and information from existing reporting mechanisms should be used where possible (UNDG 2015).

Mongolia's data availability: Recently the UNDP Mongolia Country Office conducted a review of national and provincial data availability and data gaps in regard to indicators for reporting against the proposed SDG targets. This review assessed the data availability of 224 global indicators under 17 SDGs in Mongolian and provided the baseline data that were available. It was identified that, out of 224 indicators, 45 indicators are readily available in Mongolia, 64 indicators are available with a little effort, and 28 are available after significant effort, while 72 would be available if data collection changed. In addition, 13 are not applicable to Mongolia, whereas 5 could be available from external international institutions, and the availabilities of 21 indicators are not clear (Gereltuya.A and Coulombe 2015).

Sex-disaggregated data availability in Mongolia: In 2013, the Government approved a midterm strategy on implementation of the Gender Equality Law for 2013-2016. The former NSO, in collaboration with the ministries, developed 216 indicators for the purpose of systematic collection of gender-disaggregated data, in areas including population, education, health, poverty, gender-based violence, labor, decision making, governance, human rights, media, environment, gender-sensitive planning and budgeting, and the gender index. Ministries were expected to integrate these sex-disaggregated indicators into their routine statistics in the near future.

Current situation of gender analysis in Mongolia Although sex-disaggregated data is collected and reported by the NSO in its yearbook, making use of that data at all levels - from policy planning through service provision - is still not adequate. Gender-based analyses and gender-impact assessments thus cannot be properly conducted in any sector, resulting in ignorance of the existing gender gaps and constraints at the policy-making level. This has resulted in gender-blind interventions and an absence of gender-sensitive budgeting. Consequently, one of the key challenges Mongolia currently faces in mainstreaming gender into national policy and programs is gender-sensitive budgeting. Furthermore, conducting a gender analysis across sectors is crucial in ensuring broad and substantive inputs to address gender inequality in a particular sector or context (B.Tsolmon and A.Dolgion 2014).

1.2. OBJECTIVES AND SCOPE

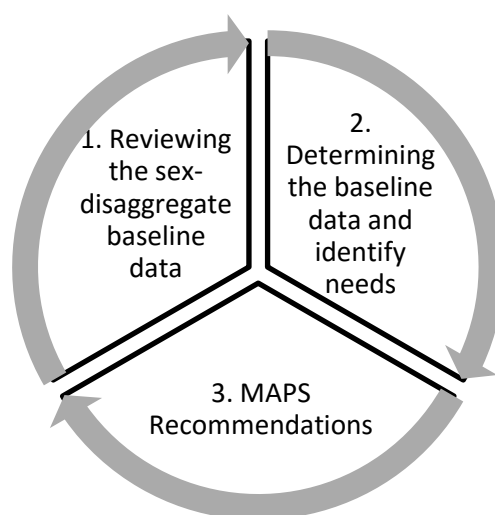
The objectives of the assessment are threefold:

1. To review the existing SDG assessment frameworks, including the availability of sex-disaggregated baseline data, and identify gaps in sex-disaggregated data under SDG 1, 5, 8, 10, 11, 13, and 16.



2. To build upon the existing recommended methodologies to determine the baseline data and identify more specific needs for capacity and data collection methodologies under the selected SDGs.
3. To help identify potential areas for further strengthening Mongolia's monitoring, reporting, and accountability to SDGs using the Mainstreaming, Acceleration and Policy Support (MAPS) approach.

Figure 1 Objectives of the assessment



As such, the scope of the assessment is limited to the following:

1. The assessment's scope is limited to **7 SDGs** that are related to UNDP's strategy and activities in Mongolia
2. It relates to SDGs' reporting, data collection, and management, which fall under the component '**Accountability, Follow-up and Review**'. As such it does not directly focus on SDG declaration and implementation components.
3. The assessment focuses on **national level data collection and management**. Therefore, local (soum and district) level practices and capacities were not included.

4. This assessment focuses on **data gaps** and data to be provided by organizations outside NRSO, mainly the Government administration data that are not incorporated into existing NRSO reports.
5. The recommendations provided in this report rely on improving **existing data and reporting mechanisms** rather than creating new mechanisms.

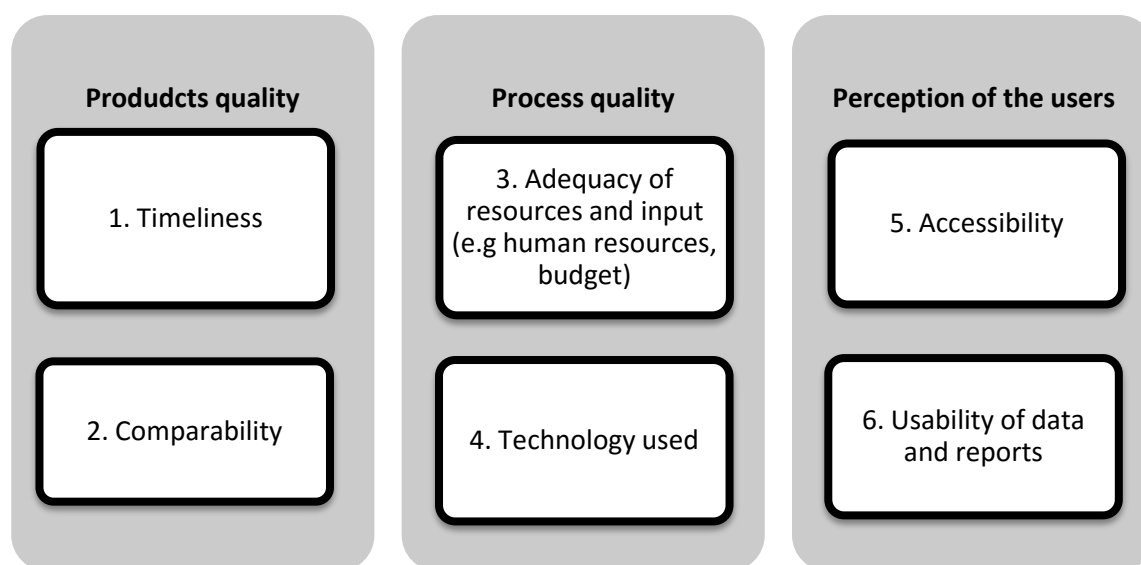
1.3. ASSESSMENT FRAMEWORK

In conducting the assessment, the research team largely relied on the logical framework and guidance developed by the National Statistical Institute of the European Commission (European Commission's Handbook on Data Quality Assessment Methods and Tools, 2007).

The assessment covers the following framework:

- (1) **Product quality** - Common indicators include timeliness and comparability of data. Due to the scope of this assessment, in-depth methodological assessments such as data quality assurance, validity, reliability, precision, and integrity were not included.
- (2) **Process quality** - In this assessment, we focused more on adequacy of resources, technology used for data collection and dissemination, and organizational regulations. Other process variables, such as sound methodology, appropriate statistical procedures, stability, and capability, as well as error rates in editing were not included.
- (3) **The perception of the product and data by the user** - It is vital that data quality assessment also covers the question of how the users actually perceive the quality of a statistical product and whether the intended users can obtain access to the data.

Figure 2 Assessment framework



Recommendations framework

Based on the assessment results, specific recommendations related to the selected SDGs baseline data were provided:

- Collecting and computing the baseline data; and
- Identifying alternative sources and relevant challenges and opportunities.

Furthermore, recommendations to improve national data collection and management as well as monitoring and accountability mechanisms in Mongolia are provided within the framework of UN's Mainstreaming, Acceleration and Policy Support (MAPS) Approach⁴.

Table 1 Recommendations framework

Approach	Description	Recommendations of the assessment
Mainstreaming	At the national and local levels and integrating them into national, sub-national, and local plans for development; then subsequently into budget allocations.	<ul style="list-style-type: none"> - Improving capacities. - Applying a multi-stakeholder approach in improving national data collection and management - Tailoring SDGs' reporting to national, sub-national, and local contexts - Budgeting and allocation of resources
Acceleration	Targeting national (and UN) resources at priority areas identified in the mainstreaming process, bottlenecks, financing and partnerships, and measurement.	
Policy support	Making sure that the skills and expertise held in the UN development system are made available in a timely fashion and at the lowest cost possible	

Source: Mainstreaming the 2030 Agenda for Sustainable Development Interim Reference Guide to UN Country Teams (UNDG 2015)

⁴ MAPS is the UN development system's common/joint approach to supporting Member States in the implementation of the new SDG agenda. Currently, detailed guidance exists on the 'Mainstreaming' component. Complementary UNDG guidance to accompany the other components related to: National reporting; Capacity development (for data, monitoring and review); and Applying SDG-based analytical tools to accelerate progress are forthcoming(UNDG 2015).

1.4. METHODOLOGY AND ACTIVITIES UNDERTAKEN

The Assessment employed a mixture of quantitative and qualitative methods:

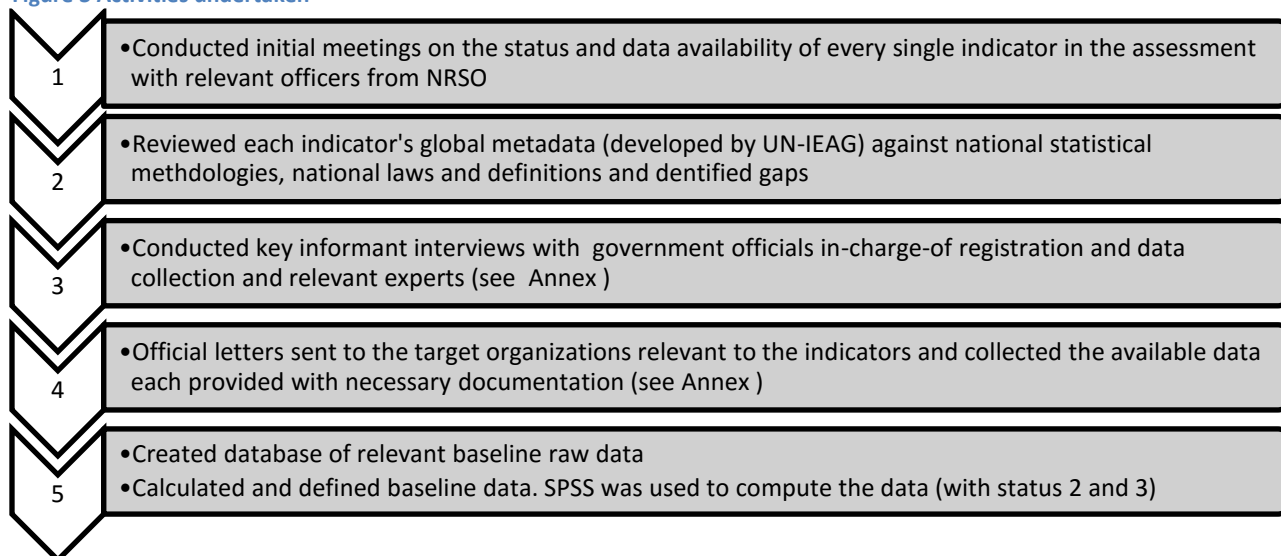
- Desk review (review of external sources and related documents produced by UN agencies and government);
- In-depth interviews with key informants;
- Statistical analyses and checks (using SPSS).

Table 2 Data collection methods

#	Name of the tool	Description	Relevant methods
Product/data quality review			
1	Product review checklists	A systematic review of the data/instruments/reports/results referenced against the proposed SDGs indicators	<ul style="list-style-type: none"> ➤ Statistical analyses ➤ Desk review
2	Interview guidance	A tool covering questions about capacity needs and discrepancies in assuring data produced by organizations outside NRSO.	<ul style="list-style-type: none"> ➤ Key informant interview
Process quality review: data collection, entry, storage etc.			
3	Process review	A tool to map and document processes, showing the dependencies between the processes and the respective responsibilities.	<ul style="list-style-type: none"> ➤ Key informant interview ➤ Desk review
User review			
4	User perception	Aiming to assess the satisfaction and perception of the users as a basis for improvement.	<ul style="list-style-type: none"> ➤ Desk review ➤ Key informant interview

The following activities were undertaken to collect and analyze the baseline data under **Objective 1** of this assessment:

Figure 3 Activities undertaken



Databases used in the assessment of data include the following⁵:

- 1) National Registration and Statistics Office of Mongolia, HSES, 2014 database, report
- 2) National Registration and Statistics Office of Mongolia. LFS
- 3) National Registration and Statistics Office of Mongolia, SISS 2013, research report
- 4) National Registration and Statistics Office of Mongolia, TUS 2011, research report
- 5) National Registration and Statistics Office of Mongolia, HSES 2010 Population and Housing census of Mongolia
- 6) Statistics and Research Center of the City Municipality⁶
- 7) National Emergency Management Agency of Mongolia, 2015 report of disasters,
- 8) The General Police Department of Mongolia, 2015 crime report
- 9) Mongol Bank, Commercial Bank Report of 2014.
- 10) Ministry of Finance, 2015 Mongolia Preliminary Performance of Budget
- 11) General Social Insurance Office of Mongolia, activities report for 2014
- 12) Telecommunications Regulatory Authority, Department of Telecommunications report for the first half of 2015
- 13) General Agency for Specialized Investigation Report of Industrial Disasters 2013, 2014, 2015
- 14) World Bank Database

⁵ It should be noted that as the current assessment focuses on gender-related and sex-disaggregate indicators, not all databases used by the previous consultancy review of indicators were used here.

⁶ UB Statistics Office

Information collected as a result of sending official letters to the relevant organizations are (see Annex):

- 1) NRSO
- 2) National Emergency Management Authority of Mongolia (NEMA)
- 3) Telecommunications Regulatory Authority

REPORT STRUCTURE

This report is organized as follows. **Chapter 1** presents the objectives and methodology used for the assessment, including the definition of key criteria for selecting the indicators to be reviewed in this assessment.

Chapter 2 discusses in detail the data availability, data gaps, and quality of data, as well as resources and inputs required for the collection and management of data related to the selected SDG indicators. The chapter includes specific recommendations on filling the data gaps and determining the indicators. Finally, **Chapter 3** employs the MAPS approach and describes current government monitoring and accountability mechanisms, needs in improving capacities related to data collection, and management in SDGs. Detailed recommendations on capacity needs are provided in this chapter.

The report also includes an Annex (1) on explaining the SDGs review and accountability mechanism and the role of gender-responsive SDG indicators and data. This section is intended for those less familiar with SDGs. Furthermore, to assist readers, a glossary of key terms used throughout the report is provided in Annex 6.

It should be noted that this consultancy work consists of two main outputs: the current final report and an Excel Matrix. The Excel Matrix is more technical and contains a detailed statistical and in-depth analysis of the indicators. It is intended for those who will determine and use the indicators as well as those who will produce the data necessary for reporting on those indicators.

The primary users of this assessment would be decision-makers, and this assessment can serve as a source to get general ideas about the current baseline data, general data collection and management arrangements, and key policy documents regulating the reporting mechanism.

II. DETERMINING AND ASSESSING THE BASELINE DATA

2.1. OVERVIEW OF THE SELECTED INDICATORS AND CRITERIA USED

According to the ToR, the first objective of this Assessment was to complete available gender baseline data for the selected goals. The research team used the results of the consultancy work 'Review of National Data Availability for SDGs' study commissioned by UNDP and UNEP (Gereltuya.A and Coulombe 2015) as a starting point.

According to the results of the Review, a total of 119 indicators were identified under the selected SDGs:

Table 3 Status of Indicators, by Goal

Goal code	Goal name	Status of Indicators							TOTAL
		Readily available (1)	Available after little effort (2)	Available after more effort (3)	Available if data collection changed (4)	From external institution (6)	Not clear / Don't know (7)	Grey on standby (99)	
1	Poverty	3	20	1	0	0	0	2	26
5	Gender	4	1	6	6	0	0	0	17
8	Economic	3	7	1	0	0	1	3	15
10	Inequality	1	2	2	0	0	3	4	12
11	Urban	7	3	1	6	0	2	0	19
13	Climate	2	3	0	2	0	0	0	8
16	Justice	1	2	0	18	0	1	0	22
	There are 3 ⁷ global indicators inapplicable to Mongolia with status (5)								3
	Total GSDG	21	38	11	33	0	7	9	121*

Source: Gereltuya Altankhuyag and Harold Coulomb, UNDP and UNEP, December 2015

This includes number of proposed Mongolian SDG indicators in addition to the global SDG indicators (a total of 87 indicators). These indicators include additional 'Mongolian SDG Indicators' that are country-specific.

⁷ In the previous consultancy, 2 inapplicable indicators were identified. However, this assessment identified 1 non-applicable indicator that had been overlooked (13.b.1)

Table 4 Indicators selection criteria

After reviewing these 121 indicators, the current assessment was conducted on the following types of indicators that meet the following criteria:

Criteria 1. Those indicators identified with status 1, 2, 3, and 4.

Thus, the indicators with status 5 to 7 and 99 were not reviewed as they fall outside the objectives of the assessment.

Criteria and rationale for identifying the indicators using these status are as follows, as mentioned in the previous consultancy work final report:

Code	Status	Description
1	Indicator readily available	Existing and estimated indicator
2	Indicator available after little effort	The estimation time is less than 6 hours
3	Indicator available after more effort	The estimation time is more than 6 hours
4	Indicator available if data collection changed	Could not find any existing information and new questions can be added in a forthcoming survey or in a completely new survey
5	Indicator inapplicable in the case of Mongolia	Different based on climate and culture (e.g. "Malaria incident cases per 1,000 person years" (indicator 3.3.3)).
6	Indicator coming from external institution	Synthetic index developed by a different international organization that would be centrally computed for all countries.
7	Not clear/Don't know	The concepts and definitions of the indicators are not clearly defined
99	Grey standby	Not finalized by the IAEG-SDGs group and some of the indicators not properly-enough defined to be investigated.

Criteria 2.

Those indicators that require sex-disaggregate data and gender analysis as specified in the ToR.

Criteria used in this assessment to select indicators requiring sex-disaggregate data and gender analysis were the following:

Code	Status	Description
1	Gender relevant (87 indicators)	<ul style="list-style-type: none"> - Indicators related to males and females and requiring sex-disaggregate data (see criteria 3) - Indicators to reveal conditions that can affect gender equality (e.g. laws and regulations, economic constraints) required by metadata (IAEG-SDGs 2016) and/or gender statistics
2	Not gender relevant (15 indicators)	<ul style="list-style-type: none"> - Indicators where the unit of analysis is chosen not to reveal direct conditions that can affect gender equality (the unit of analysis is at the country level; units such as waste, illicit financial flows, number of arms) - Not required by metadata (IAEG-SDGs 2016) and/or gender statistics (NSO 2013)

Criteria 3. Indicators requiring sex-disaggregate data

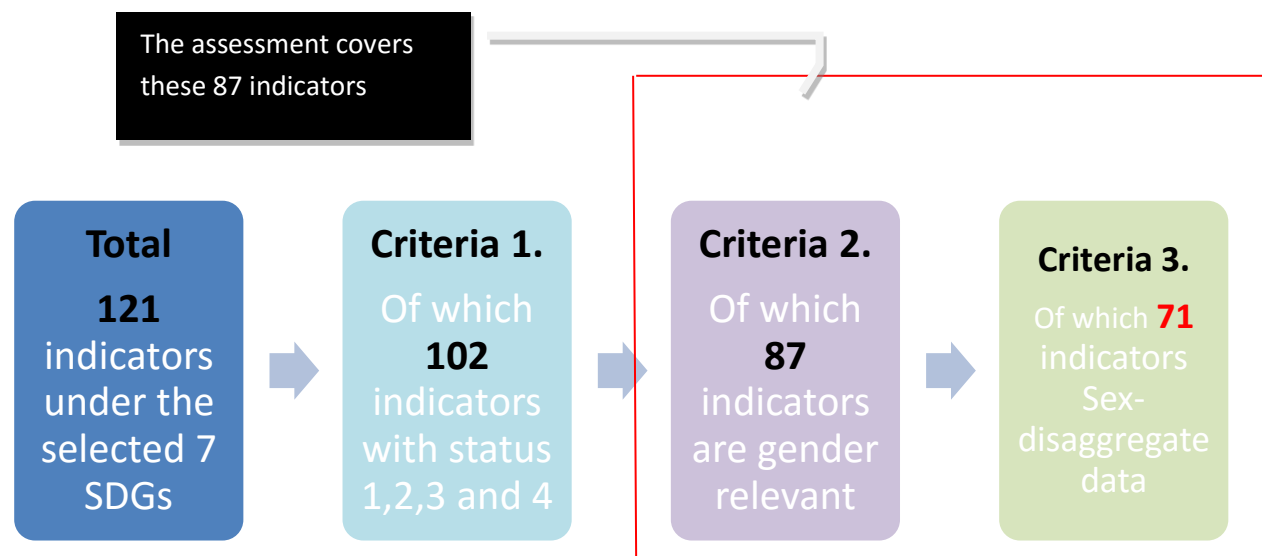
Once gender relevant indicators are identified according to Criteria 2, we classified those indicators that require sex-disaggregate data.

Code	Status	Description
1	Sex-disaggregate (71 indicators)	<ul style="list-style-type: none"> - Any gender-relevant indicator referring to population/people/individuals - Defined in the metadata as requiring sex-disaggregation
2	Not sex-disaggregate (16 indicators)	<ul style="list-style-type: none"> - Gender-relevant indicators that do not refer to population/people/individuals (e.g. chemical products, budget, laws) - Defined in the metadata as not requiring sex-disaggregation

As a result, the current Assessment covers a total of:

- 7 goals and 39 targets
- 87 indicators (out of 121)⁸ that have status 1, 2, 3, and 4 and are gender relevant. This is illustrated in Figure 4 below.

Figure 4 Number of selected SDG indicators in the assessment



In terms of gender sensitive indicators, goals that require the most additional effort in data collection are SDG 5 (12 indicators for SDG 5 were not completed) and SDG 16 (only 1 indicator was completed), whereas the remaining goals had relatively sufficient baseline data. As part of this assessment, we could collect and compute data to provide as a baseline for a total of 57 indicators. Table 5 below shows the details.

⁸ 89 indicators (global indicators), 121 indicators (including Mongolia specific)

Table 5 Number of baseline data determined per goal

SDG	Indicator readily available		Indicator available after little effort		Indicator available after more effort		Indicator available if data collection changed		Total	
	Identified	Completed	Identified	Completed	Identified	Completed	Identified	Completed	Identified	Completed
1	9	9	14	14	1	-	-	-	24	23
5	4	4	1	1	3	-	9	-	17	5
8	3	3	7	7	1	1	-	-	11	11
10	1	1	2	3	-	-	-	-	3	4*
11	4	4	3	3	1	1	3	-	11	8
13	2	2	3	3	-	-	-	-	5	5
16	1	1	1	-	-	-	14	-	16	1
Total	24	24	31	31	6	2	26	-	87	57

*one indicator's status changed from previous consultancy based on the review

Out of the 87 gender-relevant indicators, 39 were available from database and reports from NRSO (Annex 3) and 23 indicators could be obtained from other government departments and agencies' sources, whereas 26 were not currently available.

Figure 5 The overview of the status

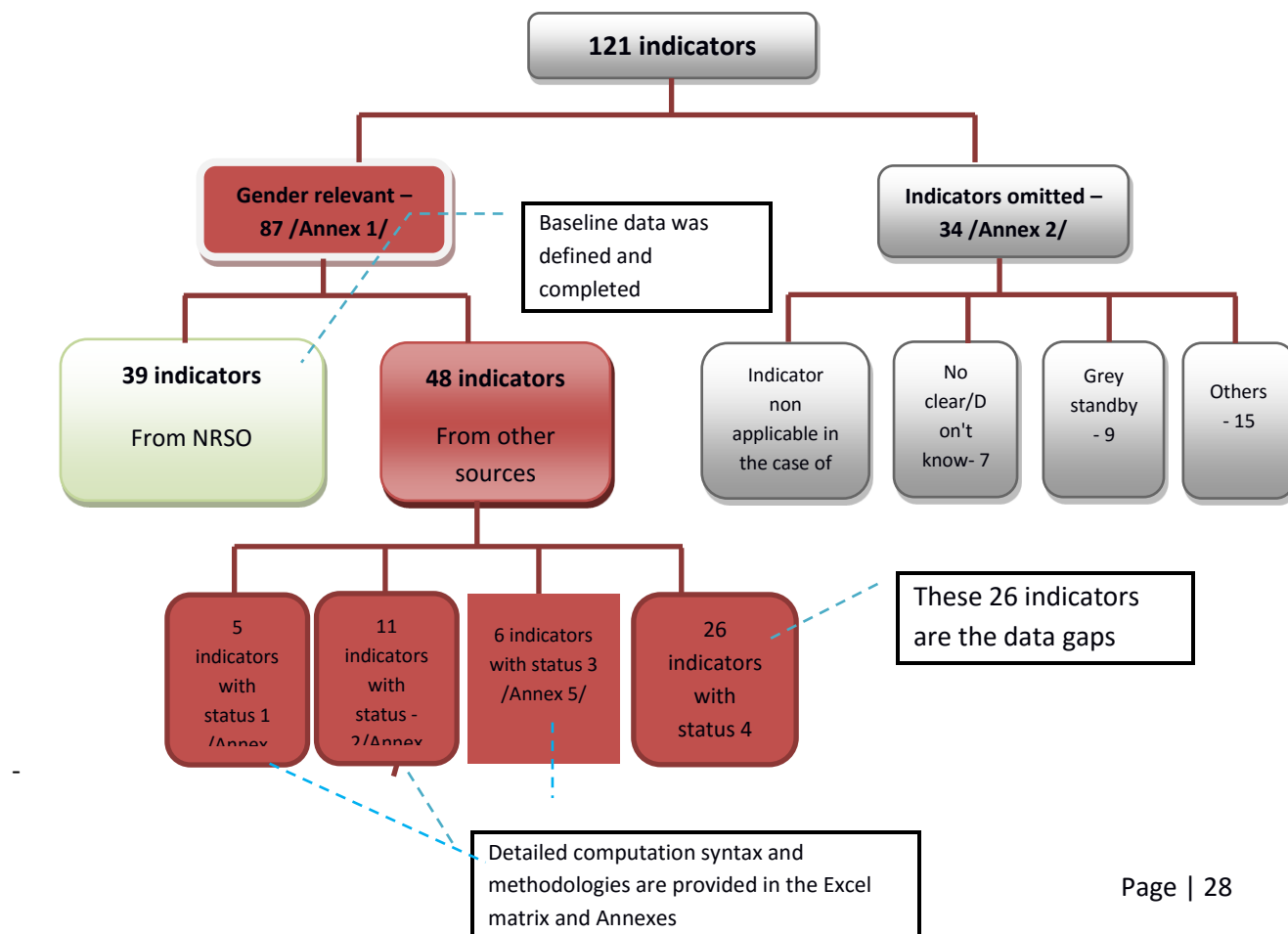


Table 6 Gender-related data by status under the selected SDGs

Sustainable Development Goals number and names	Data available from NRSO (with status 1 and 2)	Status of the indicator				Total
		Indicator readily available (1)	Indicator available after little effort (2)	Indicator available after more effort (3)	Indicator available if data collection changed (4)	
1. No poverty	21	9	14	1	0	24
5. Gender equality	5	4	1	3	9	17
8. Decent work and economic growth	6	3	7	1	0	11
10. Reduced inequalities	3	1	2	0	0	3
11. Sustainable cities and communities	1	4	3	1	3	11
13. Climate action	1	2	3	0	0	5
16. Peace, justice and strong institutions	2	1	1	0	14	16
Gender relevant indicators of which data is available (Status 1, 2, and 3)						55
Gender relevant indicators of which data is available only using proxy data (Status 3)						6
Gender relevant indicators of which data is not available (data gaps Status 4)						26
TOTAL	39	24	31	6	26	87

As can be seen from the table above when considering these indicators per goal, the following results emerge:

- Nearly one-third of the total number of the 87 gender relevant indicators do not have available baseline data. In particular, Goals 5 and 16 have the most indicators with no readily available data (highlighted in red).
- However, the majority of indicators under Goal 1 and Goal 10 have data available (highlighted in green).
- Goals 8, 11, and 13 have mixed statuses in terms of data availability (highlighted in orange).

2.2. DEFINING THE INDICATORS WITH STATUS 1, 2 AND 3 (ANNEX 3)

In this section, we present the results of our review concerning the 61 available indicators with status 1, 2, and 3 and completion of the baseline data.

In order to complete the baseline data for the selected indicators, we performed the following tasks:

1. Identified and collected baseline data that were already computed and consistent with their indicators' definitions and completed the baseline data on Excel Matrix.
2. Computed baseline data for indicators with status 2 and 3 from various databases collected from NRSO and other government agencies' sources, such as household surveys and population censuses, and documented the entire data collection and computation processes.

In reviewing and computing the baseline data, we performed the following tasks and found the following:

1. Review of the previous consultancy work's results shows that the previous consultancy identified the availability of certain data as status 2; however, baseline data for the indicator was shown from readily available sources. Therefore, the status of a total of 6 indicators was changed from 2 to 1.
2. Examined corresponding definitions of the indicators from IAEG-SDGs' METADATA (IAEG-SDGs 2016)
3. A total of 13 indicators, of which 5 were under SDG 5 and 5 were under SDG 16, had no METADATA developed yet.
4. Compared English and Mongolian translation of the definitions for consistency.
5. Compared national statistical methodologies with international METADATA and identified discrepancies.

The overview of computation of the baseline data per SDG is presented in Tables 7-13 below.

Table 7 Status overview per goal and indicators: GOAL 1:

Status: Baseline data for a total of 5 SDG targets and 24 associated indicators in relation to Goal 1 are collected. <ul style="list-style-type: none"> - 9 indicators with status (1) - 14 indicators with status (2) - 1 indicator with status (3) 	Stakeholders: National Registration and Statistics Office of Mongolia, Social Insurance General Office, Telecommunications Regulatory Authority, MoF, World Bank, UNDP
Sources:	Computation:

<ul style="list-style-type: none"> • National Registration and Statistics Office of Mongolia 2015, Picture of Poverty – 2014 • National Registration and Statistics Office of Mongolia, UNFPA, UNICEF, 2015, SISS - 2013 • Social Insurance General Office of Mongolia, 2015, The report of the organization's activity 2014 • Telecommunications Regulatory Authority 2015, the report for the first half of 2015 of Telecommunications department • Ministry of Finance 2016, the preliminary performance of the Mongolian consolidated budget • UNDP, 2015. Human Development Report 2015 • Bank 	<ul style="list-style-type: none"> • Baseline data for 8 indicators from NRSO, Picture of Poverty 2014 • NRSO, SISS 2013, 2 indicators from the associated report • Ministry of Finance, baseline data for 1 indicator from the budget performance • Baseline data for 1 indicator from World Bank, database • 1.2.2. Baseline data for 1 indicator from NRSO, with an official letter • NRSO, HSES 2014, baseline data for 11 indicators were provided, and as a result of computation. <ul style="list-style-type: none"> ○ Stata 13 was used to compute quantitative data of HSES ○ 1.3.1g. Based on baseline data promoted by HSES and Social Insurance General Office "Breadwinner loss benefits" was used to replace the indicator of 1.3.1g ○ 1.4.1l. the number of people having savings and loans were computed comparing overall population with the database promoted by HSES. • There was 1 indicator with incomputable baseline data. <ul style="list-style-type: none"> ○ 1.a.1. Until the target group is determined, it is impossible to compute the data.
--	---

Table 8 Status overview per goal and indicators: GOAL 5

Status: <ul style="list-style-type: none"> - 4 indicators with status (1) - 1 indicator with status (2) - 3 indicator with status (3) 	Stakeholders: National Registration and Statistics Office of Mongolia, State Great Khural, Mongolian Gender Equality Center
Sources: <ul style="list-style-type: none"> • NRSO 2012, TUS • NRSO, UNFPA, UNICEF 2015, SISS-2013 • NRSO 2011, PHC 2010: Economic activity • NRSO 2011, PHC 2010: Integrated results • Great Khural 	Computation: <ul style="list-style-type: none"> • NRSO, SISS 2013, 1 indicator from the final report • NRSO, TUS 2011, 1 indicator from the report • NRSO, PHC 2010, 1 indicator from the final report • NRSO, PHC 2010, Economic activity 1 indicator from the report • 5.5.1. Baseline data from the official website of the State Great Khural, overall number of Parliament members were compared with that of women holding seats in Parliament. • 1 indicator was incomputable. <ul style="list-style-type: none"> ○ 5.c.1a. Adopt and strengthen sound policies and enforceable legislation for the promotion of gender equality and the empowerment of all women and girls at all levels.

Table 9 Status overview per goal and indicators: GOAL 8

Status: <ul style="list-style-type: none"> - 3 indicators with status (1) - 7 indicators with status (2) - 1 indicator with status (3) 	Stakeholders: NRSO, Mongol Bank, commercial banks, General Agency for Specialized Investigation, Ministry of Finance, World Bank
Sources: <ul style="list-style-type: none"> • NRSO 2015, LFS report – 2014 • NRSO, UNFPA, UNICEF 2015, SISS-2013 • General Agency for Specialized Investigation, study of the total number of accidents in 2013, 2014, and 2015. • Annual Report 2014 of Mongol Bank, commercial Banks 	Computation: <ul style="list-style-type: none"> • NRSO, Baseline data for 2 indicators from LFS 2014 • NRSO, Baseline data for 1 indicator from SISS • MoF, Baseline data for 1 indicator from a report • NRSO, Baseline data for 2 indicators from LFS 2014

<ul style="list-style-type: none"> • MoF, preliminary budget performance 2015 and 2016 • RAND Corporation., ILS, 2015, Improving the Mongolian Labor Market and Enhancing Opportunities for Youth • Mongol Bank, Payment systems • World Bank, database 	<ul style="list-style-type: none"> ○ 8.5.1. The total amount of salary earned from full-time employment and part-time employment was compared with the total amount of time worked. ○ 8.6.1 After comparison, computation methodology promoted by ILO was used to compute the data. • 8.8.1. Through official letter, the number of deaths from industrial accidents, General Agency for Specialized Investigation, the data are not sex disaggregated. • 8.10.1. 2014 annual report of Mongol Bank and commercial banks. The total number of ATM and banks was compared to the total number of people aged over 15 per 100000 people. • 8.10.2. Mongol Bank, Payment systems
---	--

Table 10 Status overview per goal and indicators: GOAL 10

Status: <ul style="list-style-type: none"> - 1 indicators with status (1) - 2 indicators with status (2) 	Stakeholders: NRSO
Sources: <ul style="list-style-type: none"> • NRSO, HSES, through official letter • NRSO, 2015, Yearbook 2014, page 224 	Computation: <ul style="list-style-type: none"> • 10.1.1 and 10.2.1 baseline data for 1 indicator was provided by NRSO through an official letter • 10.4.1 NRSO, 2015, Yearbook 2014, page 224, preliminary performance

Table 11 Status overview per goal and indicators: GOAL 11

Status: <ul style="list-style-type: none"> - 4 indicators with status (1) - 3 indicators with status (2) - 1 indicator with status (3) 	Stakeholders: NRSO, the Statistical Office of the City, National Emergency Management Agency
Sources:	Computation:

<ul style="list-style-type: none"> • The Statistics Office of the City 2015, study of the total number of households living in apartments, houses and ger 2014 • The Statistics Office of the City 2014, Living Situation 2013 • The Statistics Office of the City 2015, Living Situation 2014 • NEMA, Institution for Disaster Study, Report of the total number of disasters and catastrophic accidents 2015 	<ul style="list-style-type: none"> • Provided by the Statistics Office of the City, baseline data for 3 indicators were computed. <ul style="list-style-type: none"> ○ 11.1.1a. the number of people living in the ger districts of the capital city and stone houses were compared with the total number of people. ○ 11.1.1b. the total number of homeless people living in ger districts in Ulaanbaatar. ○ 11.3.1a. changes in towns and other residency areas were compared to the increase in total population. • 11.5.1. Indicators from an official letter, NEMA • Indicators are divided into 5. <ul style="list-style-type: none"> ○ 11.5.1a, 11.5.1b, 11.5.1c indicators ○ 11.5.1d. There are no numbers of evacuations. The total number of people rescued is available. ○ 11.5.1e. 2015 There was no catastrophe in 2015 requiring people to be evacuated.
--	---

Table 12 Status overview per goal and indicators: GOAL 13

Status: <ul style="list-style-type: none"> - 2 indicators with status (1) - 3 indicators with status (2) 	Organizations responsible: <p>NRSO, NEMA</p>
Sources: <ul style="list-style-type: none"> • NEMA, Institute for Disaster Study, Disaster News 	Computation: <ul style="list-style-type: none"> • 13.1.1. The baseline data provided by NEMA was disaggregated further into 5 categories. <ul style="list-style-type: none"> ○ Baseline data for indicators, 13.1.1a, 13.1.1b, 13.1.1c were collected. ○ 13.1.1d. The number of people evacuated were unavailable, while the number of people rescued is available. Therefore, it can be substituted for the number of evacuated people. ○ 13.1.1e. There was no accident that forced people to be moved.

Table 13 Status overview per goal and indicators: GOAL 16

Status: <ul style="list-style-type: none"> - 1 indicators with status (1) - 1 indicators with status (2) 	Stakeholders: NRSO, General Department of Police of Mongolia
Sources: <ul style="list-style-type: none"> • NEMA, Institute for Disaster Study, Mongolia, Disaster News 2015 	Computation: <ul style="list-style-type: none"> • 16.1.1. as per the statistics database of NRSO and General Department of Police, the total number of “first degree murders” was 204 in 2015, the average number of cases that haven’t been completely finished. As such, 2014’s performance was 7 cases per 100,000 people. • 16.9.1. An official letter was sent to NRSO; however, a response to the official letter hasn’t been provided yet.

2.3. IDENTIFYING THE DATA GAPS

There are a total of 26 SDGs indicators with status 4. Out of these, 3 indicators should be included in the questionnaires of the forthcoming survey of SISS. Baseline data for 7 indicators with status 4 are not currently available in Mongolia. Baseline data for the remaining 16 indicators were found through computation. For example, baseline data for Indicator 5.2.1 shows that in 2015 there were 1043 cases of domestic violence reported, which include 1021 cases of physical abuse and 22 cases of sexual harassment. Since cases are not classified by whether the offender was a husband or a partner, any such case should be considered domestic violence.

Table 14 Defining the indicators with status 4, provided with specific recommendations

No	Code	Indicators name	Note	Recommendations
1	5.1.1	Whether or not legal frameworks are in place to promote equality and non-discrimination on the basis of sex	According to the official website of NCGE there are 8 laws, 9 National Programs, and 8 international contracts and conventions	A joint qualitative study of NCGE and MoJ should be conducted on a regular basis (bi-annually). Metadata requires disaggregation by area of law. The methodology of the study and baseline should include external experts’ comments in the Mongolian context (See Annex 9 for proposed checklist).
2	5.2.1	Proportion of ever-partnered women and girls	1. General Department of Police (GDP), 1151 female victims of	1. Cases of violence reported at GDP are not disaggregated by

No	Code	Indicators name	Note	Recommendations
		(aged 15-49) subjected to physical and/or sexual violence by a current or former intimate partner, in the last 12 months	domestic violence, including 1021 cases of physical abuse, 22 cases of sexual harassment, 1021+22=1043 cases of abuse should be disaggregated by the age group 15-49, this number should be compared to the total number of women aged between 15-49 obtained from NRSO. NRSO can calculate this number and report it under the indicator. 2. In order to determine 'proportion', a quantitative sample survey should be conducted. NRSO should include this question in the forthcoming survey on violence as advised by previous consultancy.	'former' or 'current partner'. GDP report to NRSO should include this revised form. Changes in the GDP online registration system should be made reflecting this revision along with training/briefing of staff. However, the GPD might miss some cases that are not reported to it but to NGOs. If necessary, make amendments in the Law to Combat Domestic Violence, Criminal Law, and Law on Combating Trafficking in Persons in the terminologies used.
3	5.2.2	Proportion of women and girls (aged 15-49) subjected to sexual violence by persons other than an intimate partner, since age 15 ⁹	279 cases of sexual harassment reported. From this number 22 cases of sexual abuse are excluded and the remainder (279-22=257) should be disaggregated by age groups of 15 years and older compared to a total number women aged 15 years and older, in the previous 12 months.	NRSO's data collection forms from GDP should include section/category on 'persons other than an intimate partner' in the previous 12 months. NCGE and NGOs can work together in sharing data with GDP.
	5.6.1	Percentage of women (aged 15-49) who make their own sexual and reproductive decisions	This indicator was split into three sub-indicators by the previous consultancy recommendations to adapt it to the Mongolian context.	
4	5.6.1a	Who made the decision to have your last child: you/your husband/partner/your parents/parents-in-law?	-	The indicator should be included in the forthcoming SISS as proposed by the previous consultancy.
5	5.6.1b	Who made the decision to have sex: you/your husband/partner?	-	The indicator should be included in the forthcoming SISS as proposed by the previous consultancy.
6	5.6.1c	Who made the decision to go to the reproductive health center: you/your husband/partner/your	-	The indicator should be included in the forthcoming SISS as proposed by the previous consultancy.

9

This was amended in the latest Metadata from 15-49 years of age to older than 15 years of age.

No	Code	Indicators name	Note	Recommendations
		parents/your parents-in-law?		
	5.a.1	a) "Percentage of people with ownership or secure rights over agricultural land (out of total agricultural population), by sex" and b) "Share of women among owners or rights-bearers of agricultural land, by type of tenure"	This indicator was split into two sub-indicators by the previous consultancy recommendations to adapt it to the Mongolian context.	
7	5.a.1a	Percentage of people with ownership or secure rights over agricultural land (out of total agricultural population) by sex	<p>MOFA, in 2015 reported that there are 1203 organizations and individuals operating in the agricultural sector. This data is not sex-disaggregate.</p> <ul style="list-style-type: none"> - Determine the owners of each organization and their sex. This information can be obtained from NRSO registration information of legal entities or via phone survey. <p>According to the Labor Force Survey 2014, a total of 310,720 people were working in the agricultural sector (this data is sex-disaggregate).</p> <p>These two data need to be compared to determine the proportion, including total number of female land owners.</p>	<p>The term "people with ownership or secure rights over agricultural land" should be clarified by MOFA.</p> <p>METADATA shall be followed.</p>
8	5.a.1b	Share of women among owners or rights-bearers of agricultural land, by type of tenure	According to the Law on Land, main terminology for types of tenure and owners and right bearers are defined. Also, Article 11.1 of the Law defines agricultural land.	<p>Total number of agricultural land owners and right-bearers needs to be determined - this information can be obtained from soum/khoroo and aimag/district governors' offices.</p> <p>In case the land owners and/or rights bearers are legal entities rather than individuals, then information about ownership of the legal entities needs to be collected.</p> <p>Definition of women ownership should be finalized by NCGE and CSOs and agreed by NRSO. The Studies by IFC-Women in Business (2014) project can be</p>

No	Code	Indicators name	Note	Recommendations
				consulted. Once there is agreement, definitions should be reflected at sub-national registration levels. METADATA shall be followed.
9	5.a.2a	Number of special measures that are included in the legal framework to guarantee women's equal rights to land ownership and control	As part of MCA-Mongolia's Property Rights Project (2008-2013), the sex disaggregation of data on land registration was piloted at eight regional centers through an electronic property registration system.	Assessment of the Law on Land and other associated regulations needs to be conducted regularly by CSOs and research institutes. MoJ, NCGE and Authority of Land Administration, Geodesy and Cartography (ALAGAC) can commission such assessments/monitoring. ¹⁰ It should also include legal framework at sub-national level (e.g. decisions made by Governors' Administrative Offices in relevant sums) – See Annex 9 for possible checklists.
10	11.2.1	Proportion of the population that has convenient access to public transport	Currently, such data is not available from UB Statistics and Transportation Agency of Mongolia. They have data only for the customers of public transport (with duplicate numbers). Also this data is not sex-disaggregate.	Definition of convenient access needs to be agreed. According to the Metadata, the indicator can be measured by a proxy, which is the proportion of the population that has a public transit stop within 0.5 km. Therefore a quantitative survey needs to be conducted by the Public Transportation Department of the City Municipality of Ulaanbaatar and aimag government offices.
11	11.3.1b	Ratio of land ownership rate (by population) to population growth rate in UB at comparable scale	There is no data available relevant to land ownership at the UB Statistics Office. Data related to land ownership are available at Department of	City Municipality of Ulaanbaatar's land administration office should report on the land ownership data annually to NRSO in

¹⁰ According to MCA-Mongolia's Matrix on Gender, the main action needed was to create a relevant legal environment. For example, adding pastureland issues to the Law on Land; amending the Partnership Law, the Brokerage Law and the Competition Law; organising land into regions and zones; and regulating pasture-use relations.

No	Code	Indicators name	Note	Recommendations
			Property Relations at NRSO. However, data about possession right is not available.	accordance with Article 23.3 of the Law on Land. In order to measure the population growth rate in UB, UB Statistics' data can be consulted.
12	11.7.2	Proportion of women subjected to physical or sexual harassment by perpetrator and place of occurrence (in the last 12 months)	8064 cases of physical injuries inflicted were reported; out of this number, cases of sexual harassment were 279. This data is not age disaggregate.	GDP and NCAV should cooperate on aggregating data.
13	16.1.2a	Armed-Conflict related deaths per 10,000 people (disaggregated by age, sex and cause)	There was no violence reported that was related to firearms. According to statistics of the Center for Health Development (pp. 72-7/) a total of 20 deaths were recorded (M-20, F-0)	GDP can report on the incidences of deaths related to firearms and Statistics of Center for Health Development.
14	16.1.3	Percentage of the population subjected to physical, psychological or sexual violence within the last 12 months	The number of cases of physical abuse was 1021 and mental abuse was 405, and 22 cases of sexual abuse were reported. In 2015, there were 8064 cases of crime reported and 279 cases of physical and sexual abuse were reported.	Computation methodology should be clarified by relevant organizations. GDP and NCAV. (There was no metadata on the current indicator.)
15	16.2.1	Percentage of children aged 1-17 years who experienced any physical punishment and violent disciplinary measures, in the past 12 months	There were a total of 1477 children who were reported as victims, of whom those physically injured were 784 and those killed due to crime were 100. The number of children aged under adulthood was 1402. The number of crimes in which children were involved was 1144.	Computation methodology should be clarified by relevant organizations. GDP and NCAV. (No metadata received on current indicator formulation)
16	16.2.2	Number of detected and non-detected victims of human trafficking per 100,000 people, by sex, age and form of exploitation	6 cases of human trafficking were reported	GDP, General Intelligence Agency, NCAV should cooperate on aggregating the number of cases reported. Definition of 'detected and non-detected' needs to be clarified. Non-detected according to metadata refers to 'estimated number of non-detected adult women and men and girls and boys'. Such an estimate needs to be performed in Mongolia.
17	16.2.3	Percentage of young women and men aged 18-24 years	279 cases of sexual violence were reported, which can be	An additional study should be conducted to come up with the

No	Code	Indicators name	Note	Recommendations
		who experienced sexual violence by age 18	disaggregated by age groups of 18-24.	number of women who experienced sexual violence by age of 18
18	16.3.1	Percentage of victims of violence in the previous 12 months who reported their victimization to competent authorities or other officially recognized conflict resolution mechanisms (also called crime reporting rate)	If there is a doubt on accuracy of a number of cases of sexual violence, 279, NGOs can be alternative sources of data	Number of cases reported in NCAV should be aggregated at GDP. Data about the victims also needs to be disaggregate by quintile wealth.
19	16.3.2	Unsentenced detainees as percentage of overall prison population	In 2015, 13,174 people were arrested and 97,560 people were detained	The term "unsentenced" should be clarified by relevant organization
20	16.5.1a	Number of people who involved in active bribery	32 cases of corruption were reported. The term 'active' bribery is not used in the Law Against Corruption.	IAAC should be asked to make clarification if bribery cases can be classified as active or passive.
21	16.5.1b	Number of people who were involved in passive bribery	2 cases of bribery were reported. The term 'passive' bribery is not used in the Law Against Corruption.	As, IAAC should be asked to make clarification if bribery cases can be classified as active and passive.
22	16.6.2	Proportion of population satisfied with their last experience of public service	According to Government Resolution #322, each government agency and ministry should have satisfaction monitoring survey annually.	Cabinet Secretariat compiles all reports and reports to Parliament. The frequency, consistency, and comparability of such reports need to be reviewed by Cabinet Secretariat.
23	16.7.1a	Proportions of positions (by age, sex, disability, and population groups) in public institutions (national and local legislatures, public service, and judiciary) compared to national total population distributions	Metadata requires several disaggregations, especially those relating to disabilities and types of contracts (temporary, short-term and permanent).	Civil Service Council should conduct a survey on disaggregation. Overall data exist.
24	16.10.1a	Number of media personnel and trade unionists who were sentenced	Data not available from Trade Unions, Mongolian Association of Journalists, and General Court Decision Department.	The number of people working in the Confederation of Mongolian Trade Unions and Mongolian Journalists Association should be registered on the Staff Job Description
25	16.a.1	Percentage of victims who reported physical and/or sexual crime to law enforcement agencies during the past 12 months. Disaggregated by age, sex, region and population group	if there is doubt on accuracy of the number, 279 cases of sexual harassment reported, data from alternative sources should be checked	Number of cases reported in NCAV should be included in the reports of GDP as well.

No	Code	Indicators name	Note	Recommendations
26	16.b.1	Percentage of population reporting having personally felt discriminated against or harassed within the last 12 months on the basis of a ground of discrimination prohibited under international human rights law. Disaggregate by age, sex, region and population group	According to the previous consultancy, question should be added on VAW.	A survey should be conducted to make sure a number of people approached to Human Rights Commission to calculate a relevant baseline data of the indicator.

It was observed that 5 indicators under SDG 5 required data disaggregation by wealth quintiles. However, registration and statistics are not disaggregated by wealth quintiles. This is an important gap.

Table 15 Indicators requiring disaggregation by wealth quintiles

Goal #	Indicator #	Indicator name	Disaggregation according to Metadata
5	5.3.1	Percentage of women aged 20-24 who were married or in a union before age 18 (i.e. child marriage)	Data are available by place of residence, wealth quintiles, education and other background characteristics.
5	5.6.1a	Who made the decision to have your last child: you/your husband/partner/your parents/parents-in-law?	5.6.1 By age, location, economic quintile, education, marital status (married, in union, unmarried), and disability
5	5.6.1b	Who made the decision to have sex: you/your husband/partner?	5.6.1 By age, location, economic quintile, education, marital status (married, in union, unmarried), and disability
5	5.6.1c	Who made the decision to go to reproductive health center: you/your husband/partner/your parents/your parents-in-law?	5.6.1 By age, location, economic quintile, education, marital status (married, in union, unmarried), and disability
16	16.2.3	Percentage of young women and men aged 18-24 years who experienced sexual violence by age 18	Data are available by age, marital status, place of residence, and wealth quintiles.

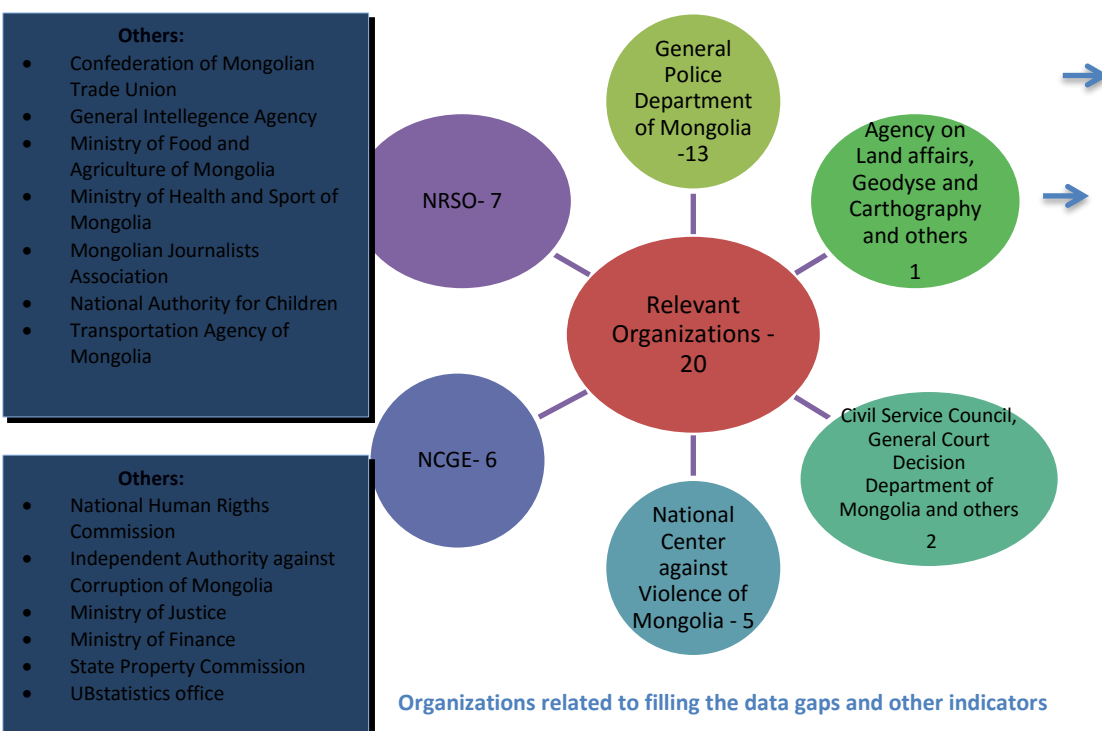
RESPONSIBLE ORGANIZATIONS

A total of 56 organizations were included in the study to collect baseline data for the indicators with status 4. Baseline data for 13 indicators were available in the General Department of Police

of Mongolia, and baseline data for 7 indicators and 6 indicators were provided by NRSO and NCGE, respectively.

The following organizations were responsible for 2 indicators - Civil Service Council, General Court Decision Department of Mongolia, NHRC, and Independent Authority Against Corruption, MoJ, MoF, State Property Commission, and UB Statistics, while Agency on Land affairs, Geodesy and Cartography is identified as a source of baseline data for one indicator.

Figure 6 Relevant organizations



Organizations related to filling the data gaps and other indicators

Table 16

No	Organizations	Total number of indicators
1	General Police Department of Mongolia	13
2	NRSO	7
3	National Committee on Gender Equality	6
4	National Center against Violence of Mongolia	5
5	Civil Service Council	2
6	General Court Decision Department of Mongolia	2
7	National Human Rights Commission	2
8	Independent Authority Against Corruption of Mongolia	2
9	Ministry of Justice	2
10	Ministry of Finance	2
11	State Property Commission	2
12	UB Statistics Office	2
13	Agency on Land Affairs, Geodesy and Cartography	1

14	Confederation of Mongolian Trade Union	1
15	General Intelligence Agency	1
16	Ministry of Food and Agriculture of Mongolia	1
17	Ministry of Health and Sport of Mongolia	1
18	Mongolian Journalists Association	1
19	National Authority for Children	1
20	Transportation Agency of Mongolia	1
	Total	56

As can be seen from the table, GDP, NCGE and NCAV should be directly targeted to fill the data gaps for the indicators and SDGs directly relevant to UNDP Mongolia's strategic areas. Furthermore, these organizations need to liaise their data with different government departments.

QUANTITATIVE AND QUALITATIVE DATA

Two-thirds of the baseline data for the indicators with status 4 can be collected from quantitative surveys, while one-third can be obtained via qualitative studies, such as secondary data review and analysis. This shows that data collection for qualitative studies would not require extensive fieldwork and hence will require less budget expenditure. As for the surveys, half can be done by adding a set of questions to existing NRSO surveys. Finally, for the rest of the indicators requiring new types of surveys and data collection, a nationally representative survey consisting of approximately 40-60 questions that can be disaggregated by sex as well as by other relevant dimensions such as age, disabilities, income level, geographic location, and education might cost approximately 100,000-200,000 USD. This type of survey will suffice to fill the data gaps.

Table 17 Indicators with data gaps requiring quantitative data

#	Code	Indicator name
1	5.2.1	Proportion of ever-partnered women and girls (aged 15-49) subjected to physical and/or sexual violence by a current or former intimate partner, in the last 12 months
2	5.2.2	Proportion of women and girls (aged 15-49) subjected to sexual violence by persons other than an intimate partner, since age 15
3	5.6.1a	Who made the decision to have your last child: you/your husband/partner/your parents/parents-in-law?
4	5.6.1b	Who made the decision to have sex: you/your husband/partner?
5	5.6.1c	Who made the decision to go to the reproductive health center: you/your husband/partner/your parents/your parents-in-law?
6	5.a.1a	Percentage of people with ownership or secure rights over agricultural land (out of total agricultural population), by sex
7	5.a.1b	Share of women among owners or rights-bearers of agricultural land, by type of tenure

#	Code	Indicator name
8	11.3.1b	Ratio of land ownership rate (by population) to population growth rate in UB at comparable scale
9	11.7.2	Proportion of women subjected to physical or sexual harassment by perpetrator and place of occurrence (last 12 months)
10	16.1.2a	Armed-conflict related deaths per 10,000 people (disaggregated by age, sex and cause)
11	16.1.3	Percentage of the population subjected to physical, psychological or sexual violence within the last 12 months
12	16.2.1	Percentage of children aged 1-17 years who experienced any physical punishment and violent disciplinary measures, in the past 12 months
13	16.2.2	Number of detected and non-detected victims of human trafficking per 100,000 people, by sex, age, and form of exploitation
14	16.3.2	Unsentenced detainees as percentage of overall prison population
15	16.5.1a	Number of people involved in active bribery
16	16.5.1b	Number of people involved in passive bribery
17	16.10.1a	Number of media personnel and trade unionists sentenced

Table 18 indicators with data gaps requiring qualitative data

No	Code	Indicator name
1	5.1.1	Whether or not legal frameworks are in place to promote equality and non-discrimination on the basis of sex
2	5.a.2a	Number of special measures included in the legal framework to guarantee women's equal rights to land ownership and control
3	11.2.1	Proportion of the population that has convenient access to public transport
4	16.2.3	Percentage of young women and men aged 18-24 years who experienced sexual violence by age 18
5	16.3.1	Percentage of victims of violence in the previous 12 months who reported their victimization to competent authorities or other officially-recognized conflict resolution mechanisms (also called crime reporting rate)
6	16.6.2	Proportion of population satisfied with their last experience of public service
7	16.7.1a	Proportions of positions (by age, sex, disability, and population groups) in public institutions (national and local legislatures, public service, and judiciary) compared to national total population distributions
8	16.a.1	Percentage of victims who reported physical and/or sexual crime to law enforcement agencies during the past 12 months. Disaggregated by age, sex, region, and population group
9	16.b.1	Percentage of population reporting having personally felt discriminated against or harassed within the last 12 months on the basis of a ground of discrimination prohibited under international human rights law. Disaggregate by age, sex, region, and population group


2.4. ASSESSING THE INDICATORS WITH STATUS 1, 2 AND 3

As mentioned in the introduction section, **an assessment of national level data collection and management capacities** was conducted using 6 criteria on the total of 56 indicators with status 1, 2 and 3 obtainable from other government departments and agencies’ sources (not including the NRSO and international organizations such as the World Bank and UNDP). A total of 20 organizations were related to these indicators, of which 12 were responsible for more than 2 indicators. The results of the assessment are presented in this section.

1. Timeliness¹¹

Baseline data for 3 indicators are accumulated on an annual basis and 21 indicators on a quarterly and annual basis. There are 8 monthly and annually-reported indicators, and baseline data for 1 indicator are reported in election years. Overall, the timeliness of the indicators was relatively in line with what is required by the UNSC guidelines.

Figure 7 Timeliness of the indicators with status 1, 2 and 3

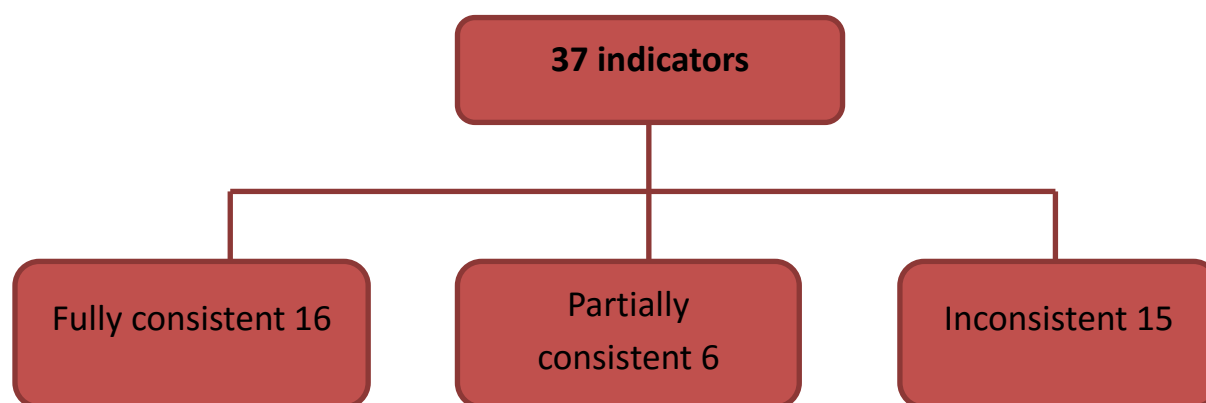


¹¹ For more details per indicator, see the Excel Matrix.

2. Comparability¹²

Comparison was done on the definitions of the indicators **with status 3 and 4** according to the metadata and Mongolian laws. Comparability of data per indicator was measured against the metadata in regard to the SDGs.

Figure 8 Comparability of indicators with UNSC metadata



3. Adequacy of resources and input

During the course of the assessment, in addition to collecting relevant data of the target SDGs, we examined cuts in government spending that occurred in government implementing and regulatory agencies in relation to consultancy, capacity-building data collection, and management-related work. However, there are several constraints identified for evaluating budget allocation to capacity building and data collection. According to the data provided by MoF, in 2014 there was no specific classification of the budget expenditure of the agencies. Instead, all expenditures relevant to capacity building and data collection were aggregated as ‘current expenditure’.

Mongolia has been putting importance on the data collection and consistency of producing agencies and its use as a policy-making tool, as shown by the fact that the amount of budget allocated to the development of data collection is increasing. For example, the overall budget allocated to NRSO has almost doubled, from **933,145.8 thousands** in 2014 to **1,707,929.9 thousands** in 2015. Moreover, 2016 can be highlighted as a national election year, which will cause a great deal of data to be collected prior to and following the election. The budget package

¹² For more details per indicator, see the Excel Matrix.

of MoJ includes the expenditure budget of all levels of national elections in 2016, which amount to **3,540.8 million MNT**.

The table below shows the amount of budget allocated to the development of official data between 2013 and 2016.

Table 19 Budget allocations on statistical services

	National Statistical Office	National Statistical Office	Ministry of Justice
Statistical Service	2013	2015	2016
1. Types of report of official data and statistical news	261	290	290
2. Number of reports of official data and statistical news (thousand)	112.1	112.1	112.1
3. Dissemination of official data	45	-	45
4. Number of social and economic studies based on new methodology and updated techniques	18	20	20
5. Population Household Consensus (21 aimags)	-	Result dissemination	Result dissemination
6. Number of studies required to be conducted under the Statistical Law	-	21	21

Table 20 THE PROGRAMS OF CURRENT EXPENDITURE OF THE BUDGET GENERAL GOVERNOR

	NSO	NSO	MoJ
The programs	2014 Budget approved	2015 Budget approved	2016 Budget approved
Development of official data	9,532.9 (million)	9773.2 (million)	14,669.0 (million)
Statistical data	4,188.6 (million)	3433.3 (million)	-
National census	2,684.8 (million)	2,647.8 (million)	-
Nationwide statistical study	2,659.5 (million)	3,692.1 (million)	-

Source: The State Budget Statement 2016 of Mongolia, Budget Law 2013, 2014, 2015

Furthermore, as mentioned in the section on technology, Mongolia's investment in organizing the existing databases and statistics and making use of ICTs has continued. In 2016, 10,340.1 million MNT was allocated to strengthening the consistency of the civil service related to citizens' registration and to using the 'Big data' already created to reduce ineffective bureaucratic

processes in the civil service. In the scope of this program, high technology would be introduced to make the civil service accessible to the general public, even citizens living in remote areas.

However, because of recent reductions in government budget revenue, the Government of Mongolia has formulated several principles to cut budget expenditure, including resisting unnecessary expenditure, eliminating functional overlap in state agencies and integrating them and dissolving an agency where necessary. This restructuring and budget cuts are affecting the reduction in resources in government agencies and departments. GDP, for example, where baseline data for many SDG indicators are collected, informed the research team that budget cuts made in 2015 have kept them from publishing the crime report for 2015. Looking at case studies related to the government agencies included in this assessment, since 2013 there have been ongoing cuts in government spending in the areas of training, consultancy, research, and technology-related services, as well as in human resource spending, such as remuneration and salaries in M&E departments, research departments, and IT departments.

The case of NEMA:

- There is no specific budget allocated for data collection.
- Data are collected through workers' key performance indicators.
- In the provinces of Mongolia in particular, there is no specialist responsible for collecting data.
- NEMA has not been equipped with specific programs where the data are saved and the amount of damage is calculated.
- Aggregated data in the central department of NEMA in Ulaanbaatar is shared to NRSO of Mongolia.
- There was no clear KPI of officers regarding data collecting and management.

The Department of Police (Ministry of Justice):

- MoJ uses the protocols and methodology approved by the State Secretary of the Ministry of Justice in 2010, which also detail the data collection forms.
- According to the Law on Police, it is required to have a research center specialized in police operations. Accordingly, the Police Department has two separate units responsible for data collection, management, and analysis: The Information and Technology Center and the Research Center and Data Compilation Center.

- Key functions of Information and Technology Center include collecting and compiling data and producing monthly reports according to the approved template for the following agencies:
 - Head of Police Department
 - Ministry of Justice
 - NRSO
- It employs 8 to 9 employees and staff with at least 5 years' work experience, whereas the Research and Analysis center's main responsibilities are to analyze and inform decision makers of the situation of registered criminal offenses. It has 7-9 employees.
- A manual on how to enter and use data into the online system exists and is used by staff.
- **Sex-disaggregate data:** Previously NCGE under the Prime Minister produced the definition of domestic violence and indicator templates, and collected data accordingly to create a database. Unfortunately, some data is still not available.

National Committee on Gender Equality

NCGE has a gender focal point in 15 ministries, 9 districts, and 21 aimags, the provinces of Mongolia, which are led by the Minister in Ministries of Mongolia, a governor in a district, and a gender specialist working as a secretary.

- The report is submitted semi-annually by the aforementioned branches to NCGE.
- An annual report is delivered to the Government of Mongolia
- The report is delivered by NCGE to the State Great Khural every 2 years.
- There was no clear KPI of officers regarding data collecting and management.

National Employment Service, Research and Information Center

NESRIC (founded in 2015 through the unification of Centre for Employment Services (CES), Labor Exchange Central Office (LECO) and the Institute for Labor Studies (ILS)) operates under the Ministry of Labor and is responsible for implementing Mol's policy. It provides employment support services and employment support programs related to the Employment Promotion Law and the Employment Promotion Fund for 21 aimags and the capital city of Ulaanbaatar.

NESRIC's Employment Research and Training Department is responsible for providing labor market information and conducting research and analysis of the employment situation in Mongolia. The Employment Research and Training of NERSIC has 15 full-time labor market and employment researchers.

NESRIC conducts annual and bi-annual nationwide longitudinal studies such as the Employment Barometer Survey of Mongolia, for which a total of 2045 entities from 21 aimags and UB were included; the Employment Stability Survey, interviewing the adults (15-59 age group) of 2000 households; and the Assessment of the Implementation of the Labor Law in Mongolia: 1004 employees, 504 employers, 70 herders, and 42 labor union and representation organizations were surveyed.

These surveys are conducted by private companies and research institutes selected through competitive bidding. The Department provides all necessary methodological guidance and oversees the data quality check activities of surveys (e.g. field checks, manual checks, and phone verification and sampling checks). Using all collected and entered data, the experts working at the Department compile and analyse data and produce sectoral reports annually. The reports are publicly available. As such, it provides a good example in Mongolia of ‘public-private partnership’ in conducting surveys and producing evidence base for policies. It is worth noting that despite recent budget cuts, the Department’s budget allocated for research and survey activities was not decreased.

4. Technology and information systems

The Government and Parliament of Mongolia have approved several national programmes, policies, and legislation promoting integrated information systems and databases. To give a few examples, the Parliament of Mongolia passed its 21st Decree on ‘Long-term policy in developing Information, communication and technology’ in 2000, and furthermore the Government approved the ‘E-Mongolia’ National Programme 2005, ‘National Integration Registration System’ 2008 ¹³, and ‘E-Governance’ National Programme 2015, which demonstrate the ongoing emphasis on improving the national information systems and data management. These programmes highlight the importance of financing from various sources, including donor assistance, government financing, and private sector initiatives. Also, they highlight the need for more ICT development use, especially in the areas of Geospatial Information System (GIS) and other new technologies.

However, there are significant differences in the level of information system mechanisms and technologies used across different government agencies. Some have advanced and specialised technologies, software, and databases, whereas others use MS Excel and Word files, recording data on paper and then entering them manually into these MS files. These organisations, such as NRSO, MoL (Department of Employment Research and Training) and MoF, all have received international/donor assistance in setting up these information systems.

¹³ МОНГОЛ УЛСАД БҮРТГЭЛИЙН НЭГДСЭН ТОГТОЛЦООГ БИЙ БОЛГОХ ҮНДЭСНИЙ ХӨТӨЛБӨР 2008

Table 21 Organizations' use of technology in data management

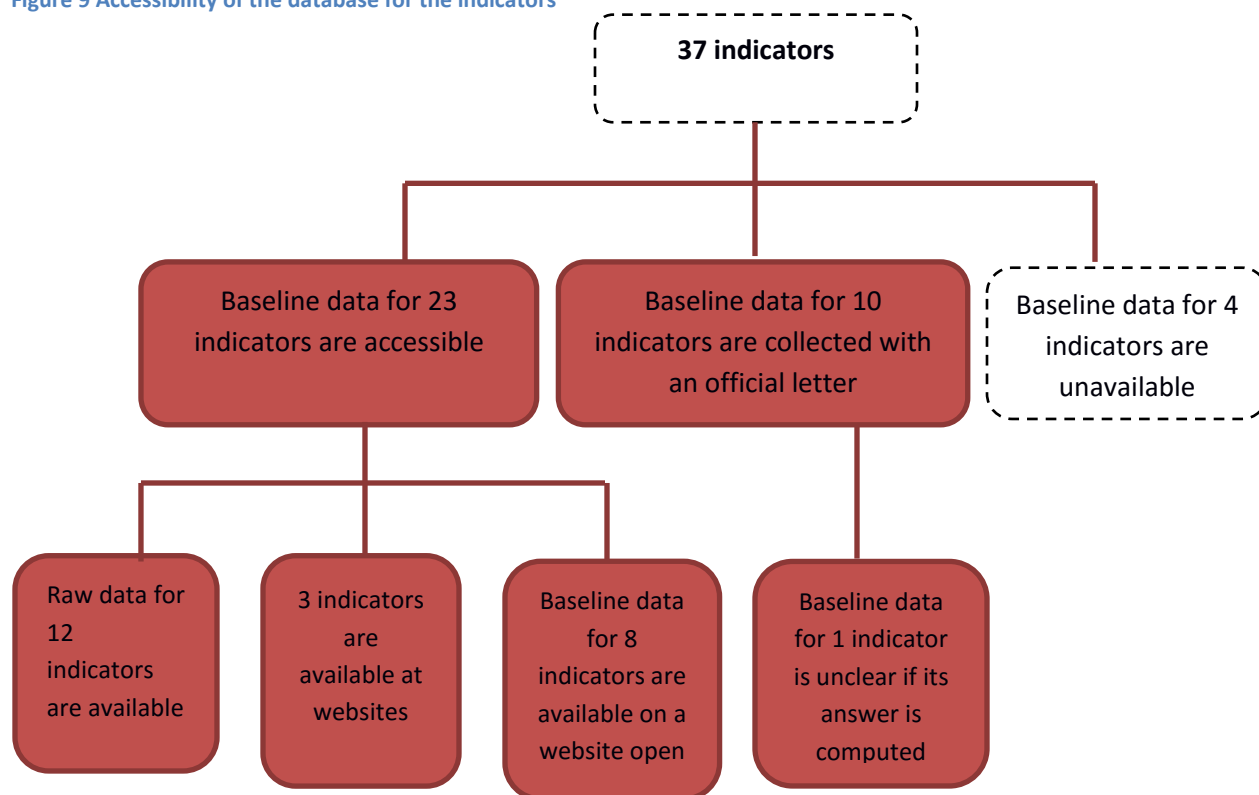
No	Organization	Department and Division	Online data system
1	National Emergency Management Agency	Institution for Disaster Study	No
2	General Department of Police of Mongolia	Information and Technology Center and Research and Analysis Center	Yes
3	Ministry of Labor	NERSIC	Yes
4	General Committee on Election	Information and Technology Center	No
5	Ministry of Finance	M&E Department	Yes
6	Mongol Bank	Information and Technology Center	Yes
7	General Agency for Specialized Investigation	M&E Department	No
8	Social Insurance General Office	Information and Technology Center	Yes
9	Telecommunications Regulatory Authority	-	Yes
10	Mongolian Gender Equality Center	-	No
11	Ministry of Justice	M&E Department	No
12	National Human Rights Commission	-	No

5. Accessibility

According to the OECD's Glossary of Statistical Terms, accessibility refers to the ease with which the existence of information can be ascertained, as well as the suitability of the form or medium through which the information can be accessed. The cost of the information may also be an aspect of accessibility for some users (OECD 2006).

Baseline data for 37 indicators was collected, out of which baseline data for 23 indicators were readily available and provided by NRSO, while baseline data for 10 indicators were obtained as a result of official letters sent to the relevant organizations. Baseline data for 1 indicator could not be collected.

Figure 9 Accessibility of the database for the indicators



Source: Excel Matrix, data formulation, reporting mechanism and its capacity

Overall, the data were accessible but some indicators could be made publicly available.

6. Usability of the reports

Funded by NRSO, formerly the National Statistical Office of Mongolia, a “Customer Satisfaction Survey 2014” was conducted. The study covered a total of 400 people, 370 regular users and 30 frequent users. The study shows that 43% of the final reports were used for research purposes, while 7.8% of them were used for policy-making purposes. Usability of NRSO data saw the highest performance, with 87% of respondents reported having used the data. A total of 76% of those users used the statistical database (NSO and MMCG 2014).

According to the study, entities using statistical data scored NRSO data highest with a score of 87%, services promoted by state organizations and educational and research organizations were rated at 76%, while the respondents gave the lowest score to NGOs, 60%. The percentage satisfied with the statistical products of NSO was 7.25 and with services was 6.44, while the highest satisfaction percentage was 8.54 for online information.

Overall, the largest gap in the usability of reports and data is in its transmission into policy-making and decisions, whereas the data and statistics are accessible and available to users.

2.5. RECOMMENDATIONS FOR DEFINING THE SDG INDICATORS AND TARGETS

In addition to the specific recommendations made per indicators, the following measures can be taken to improve data collection and management of government departments and agencies.

- Undertake qualitative studies to provide data for indicators as well as complement statistical data for the use of decision-makers.
- Build consensus on who should be the owner/main responsible organization for the given indicator's data collection and management.
- The majority of current data gaps could be sex-disaggregated. However, other disaggregation was difficult.
- Preferably use more comprehensive data, such as social insurance data, from the responsible government agency rather than sample surveys by NRSO where possible.
- To define metadata for each indicator in Mongolia and disseminate and build relevant capacities of the staff responsible for data collection.
- In case administration and census data cannot be used, sample surveys are to be used. In this case, those analyzing data should pay attention to sampling weight, the purpose of questions, and meaning.

In terms of defining the SDG targets and indicators:

At international level, Guidance for UNCTs was developed to provide possible ways to determine nationally relevant SDG indicators, targets, and methodologies, as well as to make various mechanisms available for creating vertical policy coherence, integration, and partnerships. This guidance can be translated and made available for Working Groups responsible for identifying the SDG indicators and targets within the Government. The guidance note consists of the following strategies relevant to establishing gender baselines in relevant SDGs:

- **Monitoring and review at the local level:** as a means of localizing nationally-tailored SDGs;
- **Impact assessment processes:** to ensure that nationally and locally-tailored SDGs are taken into consideration in large public and private development projects;
- **Integrated modeling:** to explore the benefits and impacts of key national policies and programs at the sub-national and local levels.

The setting of targets for any specific indicator can be informed by several different types of criteria, for example (UNEP 2007):

- **Benchmarks:** Comparison with a documented best-case performance related to the same variable within another entity or jurisdiction;
- **Thresholds:** The value of a key variable that will elicit a fundamental and irreversible change in the behavior of the system;
- **Principles:** A broadly defined and often formally accepted rule;
- **Standards:** Nationally and/or internationally accepted value (i.e., a water quality standard); and
- **Policy-specified:** Determined in a political and/or technical process taking past performance and desirable outcomes into account.

In this case, the process of setting targets begins with the identification of key stakeholders and proceeds with baseline analyses to inform the agreement of broad-based targets, and further consultation is needed to agree on specific targets.

III. MAPS ANALYSIS

3.1. NATIONAL MONITORING AND ACCOUNTABILITY MECHANISMS

The enabling environment for SDGs reporting, data collection and management, and gender sensitive policies are relatively firmly in place in Mongolia.

The Mongolian Parliament passed a Law on Promotion of Gender Equality in 2011. The purpose of the law is to establish the legal basis for the creation of conditions to ensure gender equality in political, legal, economic, social, cultural, and family relations, and to regulate matters related to their implementation (Law of Mongolia on Promotion of Gender Equality 2011, Article 1). According to an assessment of the implementation of the Law (OSCE/ODIHR 2013, 3-4), *‘the law represents a genuine attempt to mainstream gender equality into all private and public spheres’*.

Overall, the M&E legal environment is in place yet implementation is lacking. Government Resolution #322¹⁴ was passed in 2013 to provide increased clarity and direction regarding M&E structures, functions, roles, and responsibilities in government. However, according to a diagnostic study conducted by Dr. Erin Weiss on behalf of the World Bank in 2014, the main challenge identified was a lack of clear mandate from an official governmental M&E Framework and human resource/staff in the Line Ministry internal M&E Departments. Furthermore, as regards M&E capacity building for the staff, it was not clear that key parts of this revised Resolution can be meaningfully implemented (Weiss 2014).

National Long-term concept on sustainable development of Mongolia was adopted in 2016. The Long-term Concept (2016-2030) was developed by a Parliamentary Working Group established in accordance with a directive of the Speaker of the Parliament dated April 15, 2014. The long-term concept frames a short-term, mid-term, and long-term regional, sectoral, and administrative development plan, which reflects all of the UN Sustainable Development Goals except Goal 14, which is not applicable to Mongolia.

Nonetheless, the ongoing government re-structuring, change of policy directions, and instability in terms of fiscal and human resources present more challenges for SDGs reporting, follow-up and data management.

¹⁴ Resolution 322, Regulation on the Monitoring and Evaluation of Government Administrative Organizations (21 September 2013)

Restructuring of the National Committee on Gender Equality: The NCGE was established in 2005 and headed by Prime Minister in Mongolia. It served as the central policy-coordinating body of the Government and was responsible for the coordination and monitoring of the implementation of the Law on Promotion of Gender Equality (2011) and its midterm strategy 2013-2016. The National Committee was responsible for integrating gender perspectives in legislation, public policies and programs (B.Tsolmon and A.Dolgion 2014).

However, as part of the government restructuring and cuts in expenditure, the Government Resolution #382 was passed in 2014, which includes a clause dissolving the National Committee's status to a Working Office under the Minister of Population Development and Social Welfare.

Merging of the National Statistics Office (NSO) with the State Registration Authority: With the adoption of the Law on State Budget of Mongolia for 2016, the General Authority of State Registration and the National Statistics Office have been merged. There was opposition against this decision from some members of Parliament, statistics officers, and NGOs on the grounds that the decision creates a significant hindrance to the professional independence and impartiality of NSO and violates some of the 10 Fundamental Principles of Official Statistics¹⁵. NSO previously reported directly to Parliament, whereas under the restructuring it was merged into an agency subordinate to the Ministry of Justice and has to report to the Ministry. Another rationale behind the integration was to address the inconsistency of data produced by NSO and State Registration Authority (S.Otgon 2015).

Diffusion of M&E responsibilities: In Mongolia the responsibility for M&E lies within the Line Ministries and there is no professional independent entity. This situation is coupled with understaffed and inadequately trained Line Ministry M&E Officers and results in low M&E capacity and performance in government policy implementation and M&E. There is no sustainable M&E capacity building, and inconsistency of M&E reports from each Line Ministry and a systemic weakness regarding the ability to define the outcome and impact indicators that will be used in a project and to use these selected indicators to assess and evaluate program impacts and outcomes are major problems. Additionally, under the current situation the lack of reporting on impacts and outcomes precludes the Performance Audit Department of the National Audit Office from performing key parts of the mandated performance reviews (Weiss 2014). With recent budget cuts, M&E departments and their allocated budget are one of the first targets for reduction (IRIM and MoF 2015).

¹⁵

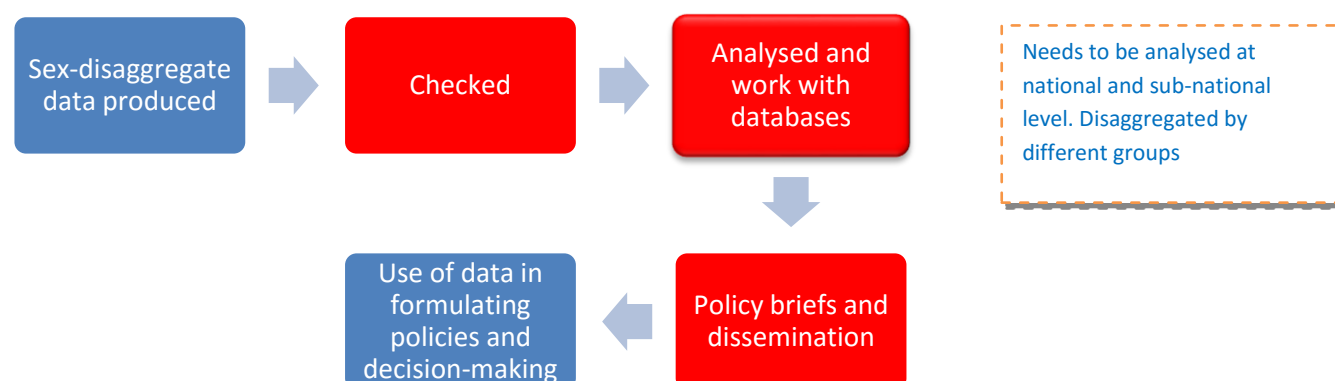
and Daily Newspaper

As part of the assessment, we conducted interviews with government officials to get their views on coordination among the ministries with regards to the implementation of SDGs. During the interviews, among the most commonly-cited factors for successful implementation were that:

- A favorable legal environment should be established.
- Officials have to have sufficient knowledge about the programs and goals.
- Changes in the government structure due to the 4-year election cycle need to be managed in a way that provides continuity.
- Use of research reports that are relevant, timely, and reliable to inform decisions at different levels of the government.

The current M&E mechanisms which relate to the use of data can be depicted as in Figure 10 below:

Figure 10 Data and indicators pathway to decision making



Although a significant amount of data is being produced, there is a lack of policy analysis by government departments and agencies internally as well as by research centers responsible for policy analysis due to a lack of disaggregation. As such, there is a lack of products that can be directly used by relevant decision-makers, and current products are characterized by:

1. Current practices in policy formulation are only from financial and economic perspective analysis – lacking other aspects such as gender and equity-based aspects.
2. Lack of impact analysis – hence selection of data not relevant.

Furthermore, at the government department and agency level there is no incentive encouraging officers and staff to use research reports and to produce important research in their workplace, nor were such requirements made clear to the staff.

SDGs should be aligned with and mainstreamed in sectoral mid-term policies in order to be effective.

3. Current practices in policy formulation are only from financial and economic perspective analysis – lacking other aspects such as gender and equity-based aspects.
4. Translating the wealth of data into policy language.
5. Parliament demanded “sectoral pagers” for MPs from GOM .
6. Assistance in re-establishing the NCGE and restore alternative financing for other key government agencies (e.g. M&E, Audit, NSO, Cabinet Secretariat)

3.2. ALIGNMENT OF SDGS IN NATIONAL DEVELOPMENT PLANS

Mongolia’s long-term Sustainable Development Agenda 2030 was launched on February 5, 2016 by the approval of the State Great Khural of Resolution #19. The agenda tailored the Global Sustainable Development Goals for the national context. There are also a variety of sectoral and national medium and long-term policies, plans, and strategies that are valid and being implemented in Mongolia and which contain the concepts promoted by the Sustainable Development Goals. The following table shows how the seven target SDGs relate to short, mid and long-term plans and strategies of Mongolia.

Table 22 SDGs and their relevance in Mongolian policies and strategies

#	SDGs	Medium and long term strategies and policies of Mongolia
1	Goal 1. End poverty in all its forms everywhere	<ol style="list-style-type: none"> 1. Action Plans of the Government of Mongolia (2012-2016) (GoM Resolution #37, 2012) <ul style="list-style-type: none"> • Program 1- “ A Mongolian with a job and income” 2. The National Program of Nutrition of the Population (2016-2025) (GoM Resolution #447 2015) 3. The long-term development policy of Mongolia (2015-2040) developed by the National Development Institute 4. Mongolia’s long-term Sustainable Development Agenda 2030 The State Great Khural, Resolution # 19, February 05, 2016
2	Goal 5. Achieve gender equality and empower all women and girls	<ol style="list-style-type: none"> 1. Action plans of Government of Mongolia (2012-2016) (GoM Resolution #37, 2012) <ul style="list-style-type: none"> • Program 1- A Mongolian with a job and income” 2. Mid-term strategy for Promotion of Gender Equality (GoM Resolution #34, 2013) 3. The long-term development policy of Mongolia(2015-2040) developed by the National Development Institute 4. Mongolia’s long-term Sustainable Development Agenda 2030 The State Great Khural, Resolution # 19, February 05, 2016

#	SDGs	Medium and long term strategies and policies of Mongolia
3	Goal 8. Promote sustained, inclusive, and sustainable economic growth, full and productive employment, and decent work for all	<ol style="list-style-type: none"> 1. Action plans of Government of Mongolia (2012-2016) (GoM Resolution #37, 2012) <ul style="list-style-type: none"> • Program 1- “ A Mongolian with a job and income” • A program to eliminate Economic crisis (GoM Resolution #41, February 18, 2015) 2. The long-term development policy of Mongolia (2015-2040) developed by the National Development Institute 3. Mongolia’s long-term Sustainable Development Agenda 2030 The State Great Khural, Resolution # 19, February 05, 2016 4. “Government policy towards herders”(State Great Khural Resolution# 39) (2009-2020) MoFA 5. Program to support the utilities sector (GoM-288) (2008-2016) MoL 6. “Developing universities with building campuses” (GoM-149) (2010-2021) MoES 7. “National program of eliminating unbearable forms of child labor” (GoM-303) (2011-2016) MoPDSW 8. “Mongol Livestock” National Program (The State Great Khural-Resolution #23) (2010-2021) MoPDSW 9. Program of supporting small and medium enterprises” (2014-2016) GoM 278 (MoL)
4	Goal 10. Reduce inequality within and among countries	<ol style="list-style-type: none"> 1. The long-term development policy of Mongolia (2015-2040) developed by the National Development Institute Policy Focus Five: Expanding the Middle Class and Securing a Healthy Environment for Living 2. Mongolia’s long-term Sustainable Development Agenda 2030 The State Great Khural, Resolution #19, February 5, 2016
5	Goal 11. Make cities and human settlements inclusive, safe, resilient, and sustainable	<ol style="list-style-type: none"> 1. “Program of Public Rental Apartments (2015-2021)” (GoM Resolution #248 2015) 2. The long-term development policy of Mongolia (2015-2040) developed by the National Development Institute, Policy Focus Five: Expanding the Middle Class and Securing a Healthy Environment for Living, Mining Sector, Energy and Infrastructure sector. 3. Mongolia’s long-term Sustainable Development Agenda 2030 The Parliament of Mongolia, Resolution #19, February 5, 2016 4. “Program on Integrated Energy System of Mongolia” The State Great Khural Resolution #10 (2007-2040)

#	SDGs	Medium and long term strategies and policies of Mongolia
		<p>5. Population settlements and development-project-based Development plans of the province, Erdenet, Zuunmod, Darkhan, Choibalsan, Undurkhan (GoM-136), (GoM-36) (2003-2020) MoCUD Program on developing ger khoroolols in Ulaanbaatar into apartment khoroolols GoM-303 (2008-2020) MoCUD</p> <p>6. “National program on developing a healthy city, districts, soums, baghs, work places, and schools” (GoM-359) (2011-2016) MoHS</p> <p>7. “New Development” medium-term program” (The State Great Khural-36) (2010-2016) MoCUD</p>
6	Goal 13. Take urgent action to combat climate change and its impacts	<p>1. Action plans of Government of Mongolia (2012-2016) (GoM Resoulution #37, 2012) Program 4- “ A Mongolian with a secure and safe environment”</p> <p>2. The national Plan of Action to Combat Desertification (2010-2020), GoM Resolution #90, 2010</p> <p>3. The long-term development policy of Mongolia (2015-2040) developed by the National Development Institute</p> <p>4. Mongolia’s long-term Sustainable Development Agenda 2030 The State Great Khural, Resolution #19, February 5, 2016</p> <p>5. Activity strategy of Worldwide environment fund (1996-2030) MEGDT (1997-2030)</p> <p>6. “National program on supporting quality and environment management” (GoM-146) (2002-2016) MEGDT</p> <p>7. National program on alleviating the risk of earthquakes GoM-51/ (2008-) NEMA (1999-2030) MEGDT</p> <p>8. “National Program on Climate change” The State Great Khural, Resolution #2 MoEGDT</p> <p>9. Activity plan of Government policy towards prevention of disasters (GoM-30) (2012-2020) NEMA</p> <p>10. “Queen/KhatanTuul” program (GoM-203) (2012-2020)</p>
7	Goal 16. Promote peaceful and inclusive societies for sustainable development, provide access to justice for all, and build effective,	<p>1. The long-term development policy of Mongolia (2015-2040) developed by the National Development Institute: Governance And Business Environment</p> <p>2. Mongolia’s long-term Sustainable Development Agenda 2030 The State Great Khural, Resolution #19, February 5, 2016</p> <p>3. Renewable Energy national program (The State Great Khural-32)</p> <p>4. General plan of state land (GoM-264)(2003-2023) MoCUD</p>

#	SDGs	Medium and long term strategies and policies of Mongolia
	accountable, and inclusive institutions at all levels	<ol style="list-style-type: none"> 5. Population settlement and development-project-based general activity of development of regional centers (The State Great Khural-01) (2003-2020) MoCUD 6. Mongolia's development strategy (The State Great Khural-26) (1996-2020) MoF 7. National development program/document of recommendation(GoM-23) (2005-2021) MoF 8. The Millennium-Development-Goals-based National Comprehensive development plan (GoM-95) (2010-2021) MoF 9. "National program on developing company governance" (GoM-69) (2011-2016) MoES

Sources:

1. Cabinet.gov.mn -Cabinet Secretariat of the Government of Mongolia
2. www.legalinfo.mn
3. Ministry of Population Development and Social Protection of Mongolia
4. Ministry of Finance
- 5.
6. Cabinet Secretariat of Government of Mongolia-Odontuya-329163
7. Development Policy Planning Department of MoF-Munkhbat-260973
8. Baseline study preceding the Development Policy and Planning Law, November 26, 2015 funded by MoF, Economic Policy Department
9. Interviews with government officials conducted as part of the assessment.

As shown in the tables, there are about 40 sectoral and national medium and long-term policies, plans, and strategies relevant to the seven target SDGs of the assessment. However, the expiry date of many of them is approaching, and government officials have stated that many of the programs and plans would be invalidated in 2016 due to the overlapping concepts of the documents.

What is interesting from the table is that Mongolia has paid a great deal of attention to climate change and combatting environmental degradation. The SDG 6 had the highest number of programs, policies and national policies towards maintaining ecological balance, whereas the fewest documents are relevant to reducing inequality within and among countries. Goal 1 and Goal 5 were integrated into the Action Plans of the Government of Mongolia (2012-2016)¹⁶, the National Program of Nutrition of Population (2016-2025)¹⁷, and Mongolia's long-term

¹⁶ GoM Resolution #37, 2012/Program 1- "A Mongolian with a job and income"

¹⁷ GoM Resolution #447, 2015

Sustainable Development Concept 2030. (The Parliament of Mongolia, Resolution #19, February 05, 2016.) There are 8-10 valid national medium and long-term policies and plans, each relevant to Goal 8 and Goal 11.

In accordance with the endorsement of Long-Term Sustainable Development Concept 2030, the Parliament of Mongolia assigned the Government the following tasks (Government of Mongolia 2016):

- To reevaluate existing sectoral and mid-term policies, strategies, and national programs
- To lead the implementation of the Concept
- To advocate and raise awareness about the Concept among the public
- To liaise with development partners, coordinate international financial institutions' strategies with those of the Concept implementation, and receive necessary assistance
- To define the Government action plan, government budget statement, and budget plan for 2017 to implement the first phase of the Concept, and to define the mid-term development policy within the framework of the Concept.

It was also advised that this Concept should guide the mid-term development policies of future governments.

Overall, the policy and legal environment necessary for the implementation, monitoring, and accountability of the SDGs is in place in Mongolia. As seen from previous sections of the report more attention needs to be paid to the budgeting and capacity building of respective government departments and agencies.

3.3. PARTNERSHIPS AND NON-GOVERNMENTAL STAKEHOLDERS' CAPACITIES

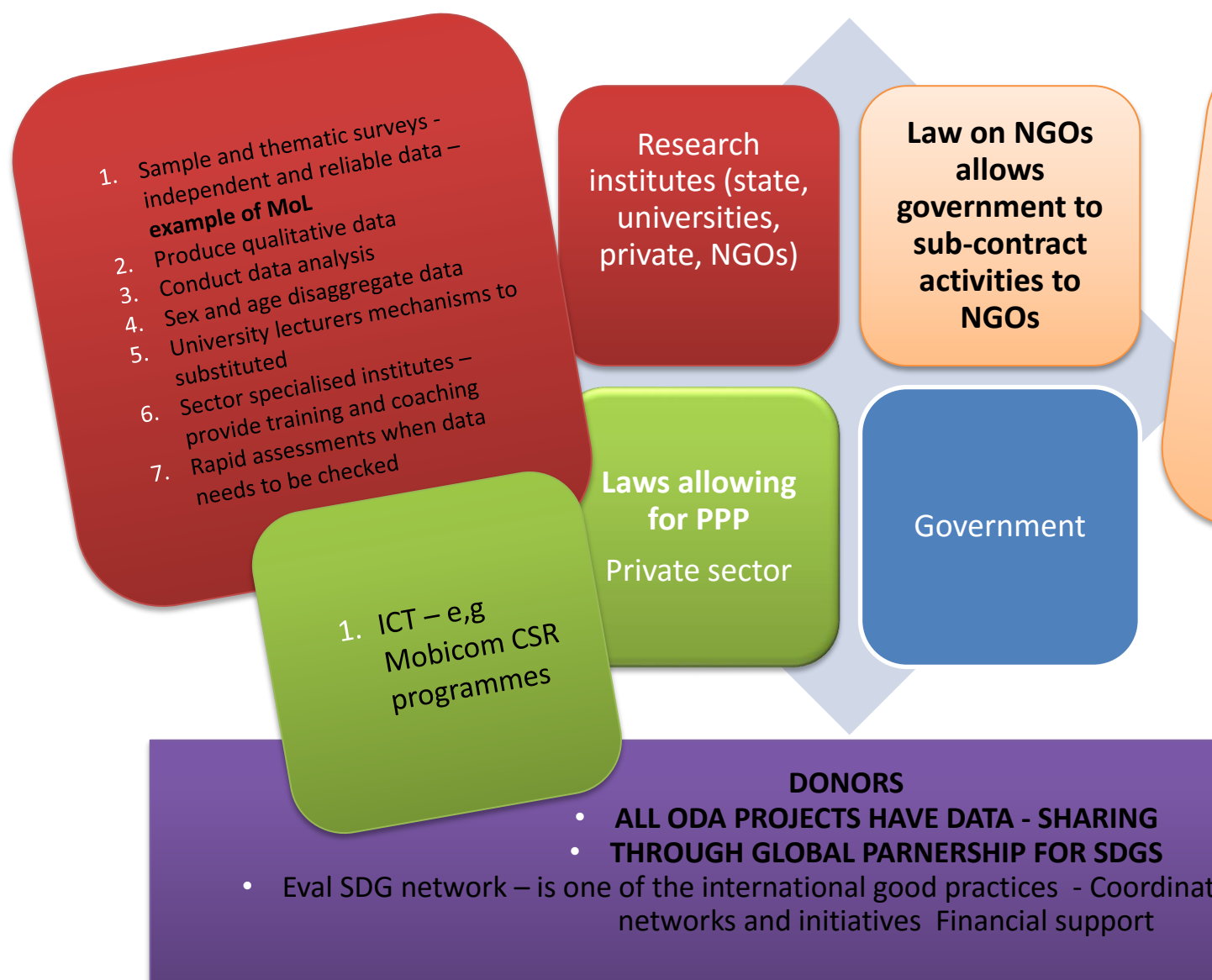
As advised in the Guidance Note for Mainstreaming SDGs (UNDG 2015) and the Long-Term Sustainable Development Concept of Mongolia, the following activities will be necessary to promote partnership:

- **Institutional coordinating mechanisms** need to foster partnerships and coordination across all levels of government;
- **Multi-stakeholder consultative bodies and forums** can create partnership and coordination;
- **Local Agenda and networks**: for scaling up action for sustainable development at the local level.

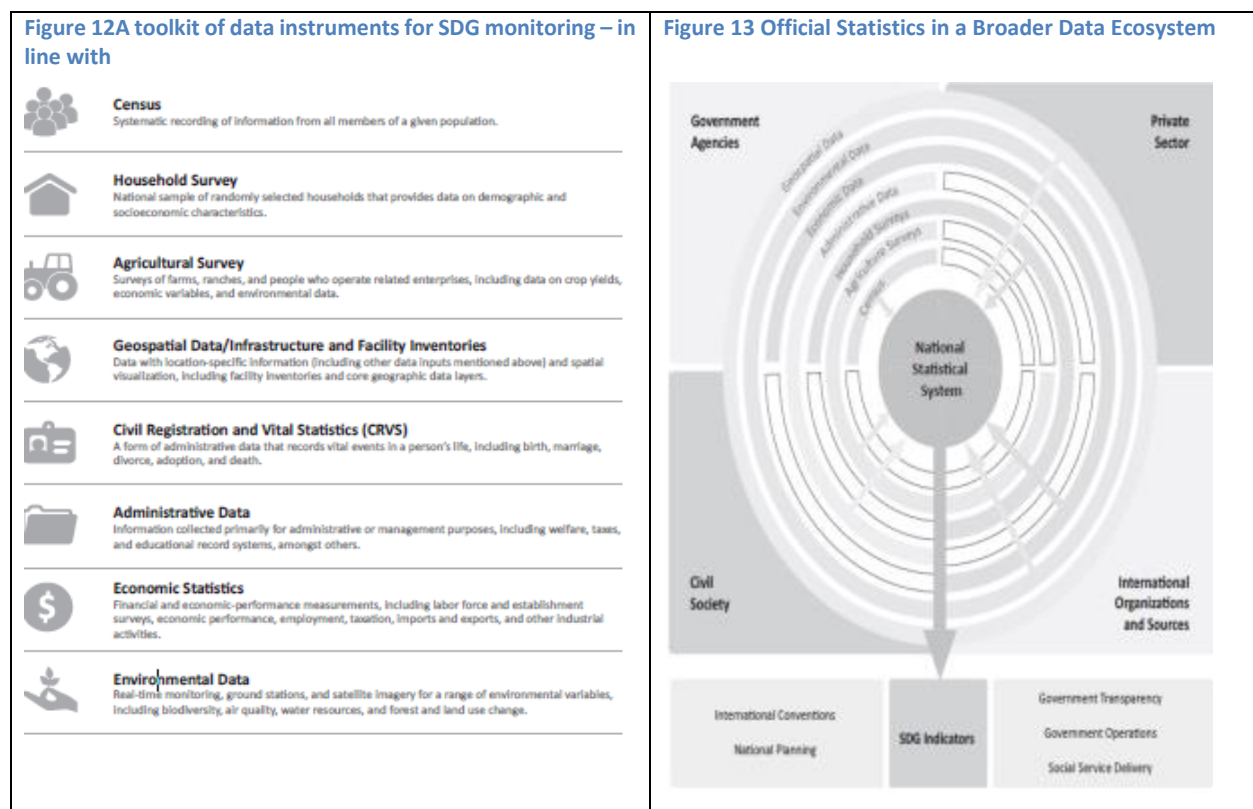
Through consultations with interviewees and existing capacity assessment and mapping studies conducted in Mongolia by policy research institutes and NGOs, it has been shown that there is

significant room for their engagement in mainstreaming, accelerating and supporting SDGs. The potential areas for engagement are illustrated in Figure 11 below.

Figure 11 partnership



As for data collection and management, the involvement of stakeholders will be different (see figure 11) depending on the type of data required for reporting (see Figure 10).



Source: *Data for Development, An Action Plan to Finance the Data Revolution for Sustainable Development 2015*

RESEARCH INSTITUTES

Conducted by the National Development Institute of Mongolia, “Institutional Development of Policy Research 2015” included 4 types of assessments, including human resource, activity, outcome, and impact assessments. The study shows the following organizations were popular among organizations conducting similar operations: the National Development Institute of Mongolia among state policy research organizations, the Mining Institution of the Mongolian University of Science and Technology among research institutions of universities, IRIM among private organizations, and the Open Society Forum among NGOs (National Development Institute of Mongolia 2015).

Table 23 State policy research institutes

	Criteria	National Center for Public Health	Institute of Education	The National Institute of Justice	Labor Research Institute	National Development Institute
	Total	1.24	1.44	1.62	0.9	2.23
1	Resource	0.28	0.28	0.24	0.20	0.34
2	Activities	0.60	0.69	0.93	0.49	1.18

3	Results	0.32	0.36	0.34	0.14	0.47
4	Advocacy	0.04	0.11	0.11	0.07	0.24

Source: National Development Institute, page 37

Table 24 Research institutions of universities

#	Criteria	Research Institute of Defense University of Mongolia	Research Institute of Economic Study	Institute of Mining of Mongolian University of Science and Technology	Institute of Academy of Management	National Development Institute
	Total	1.37	0.78	0.96	1.51	1.08
1	Resource	0.23	0.21	0.23	0.23	0.23
2	Activities	0.60	0.30	0.37	0.82	0.68
3	Results	0.49	0.27	0.33	0.35	0.17
4	Advocacy	0.05	-	0.03	0.11	-

Source: National Development Institute, page 40

Table 25 Policy research institutes financed by NGOs and private organizations

#	A total of indicators	MMCG LLC	IRIM	Maxima Consulting
	Total	0.77	1.40	0.71
1	Resource	0.12	0.28	0.26
2	Activities	0.40	0.70	0.45
3	Results	0.25	0.37	-
4	Advocacy	-	0.05	-

Source: *National Development Institute*, page 42

Table 26 Research institutes financed by international donor organizations

#	Criteria	Institute of Strategy	Open Society Forum
	Total	0.19	0.65
1	Resource	0.16	0.13
2	Activities	-	0.40
3	Results	0.03	0.05
4	Advocacy	-	0.07

Source: *National Development Institute 2016*, page 44

The study shows there are research institutes with relevant capacities to fill the current gaps of a lack of policy analysis and translation of data into policy language.

CIVIL SOCIETY ORGANIZATIONS

Civil society organizations (CSOs) play a vital role in promoting and mainstreaming social accountability, ensuring a close relationship between citizens and the government. Both directly and indirectly, CSOs are involved in government actions, including engaging in policy making, monitoring government expenditure and social services delivery, and citizens' consultative actions and advocacy. (World Bank and IRIM 2016)

According to the official data of NRSO, there are 40,000 CSOs registered in Mongolia. The majority of these (20,000) are NGOs; 7000 NGOs are currently actively operating. Mainstreaming gender issues and social accountability are two of the key areas where NGOs are operating nationally and locally.

It is also shown in the study that **youth and women are the primary target groups** to which CSOs are conducting their activities compared to such other groups as people with disabilities, poor households, single-headed households, elderly, herders, and other marginalized groups. Youths and women are more vulnerable due to unemployment, low income, a lack of access to information and social services, and low participation in decision-making. According to the survey results, 28.9% of the CSOs or **90 CSOs out of the 160 covered in the survey have been operating for more than 15 years**, while 23.3% of them have been operating for 4-6 years. According to the

data provided by **NCGE**, there are more than **100 NGOs** conducting gender-related operations, including research institutes (state, universities, private, NGOs).

One of the greatest challenges of CSOs operating in Mongolia is their small, vertical structure and inability to generate new sustainable sources of revenue for their work, which means that Mongolian CSOs are still not formally institutionalized as independent organizations¹. External factors, including shortage of financial support and a cooling economy, are also leading organizations to operate passively. However, very little statistical information is available on how many CSOs are operating actively.

CSOs' Engagement with the Government

According to the study (World Bank and IRIM 2016), a strong partnership between civil society and the government and all its levels has not been established because of the mechanism exercised. Even though there is a legal environment based on the regulation of collaboration between the government and CSOs, an unclear line-item budget has become a barrier to implementation of the laws, which makes CSOs partially and increasingly dependent on international donor organizations and the government, which sometimes reduces the scope for impartiality and objectivity in the work of CSOs.

Constraints on collaboration between civil society organizations and the government appear to be an absence of clear and sustainable mechanisms and the instability of employment of government officials influenced by political impacts. On the other hand, current and upcoming laws should enable CSOs to contribute to strengthening transparency and participate in government processes. For example, the General Administration Law (which will be effective from 1 July 2016), Public Hearing Law, Law on Glass Accounts, Integrated Budget Law, Transparency Law, and Public Procurement Law are helpful for CSOs/citizens to collaborate with government officials. With comprehensive laws, government officials become more aware of their responsibilities and duties while citizens have access to more information regarding public services.

CSO cooperation and collaboration

CSOs cooperate and collaborate with each other to form coalitions and networks based on their issues and forms of activities, which allows their voices to be heard louder by the government. MONFEMNET, for example, is one of the networks, whose aims to empower women and girls, increase women's capacity to participate in all levels of the government, and protect women and girls' rights. The CSO networks/coalitions are more effective in the application of social accountability tools and processes, including evidence-based advocacy. (World Bank and IRIM 2016).

Some national (strategic) programs developed by the Government are approved without a budget because of the lack of relevant coordination. Thereafter, the Government pushes CSOs to implement these underfunded programme activities. Government's understanding of the roles and responsibilities of CSOs is low. There is a widespread belief that 'CSOs work is on a voluntarily basis,' which adversely influences government officials and leads to the devaluation of CSOs' contributions.

Government staffing at all levels is unstable due to political influence, and CSOs often have to be re-engaged and negotiate with new (replacement) government officials.

3.4. IDENTIFYING THE CAPACITY NEEDS

A detailed discussion of existing capacities in data collection and management as well as reporting was presented in earlier sections of the report (Sections 2.4, 3.1, and 3.2). Therefore, this section focuses on desired capacities related to improving the data collection, management, and reporting mechanisms of SDGs in Mongolia.

Urgent needs identified among government departments and agencies are the following:

1. How to determine targets in the framework of SDGs? (Ministries and working groups)
2. How do the targets relate to the indicators? (Ministries and working groups)
3. Theory of Change. Whether the indicators defined really measure what we want to achieve and the progress.
4. What are the reporting mechanisms of SDGs, and how do they relate to the newly-passed Law on Development Policy and Planning, the Concept 2030, and other existing laws? Which policy should prevail?
5. What are the relationships between the indicators, targets, and goals? Which indicator should be interpreted along with consideration of other indicators?

The targeted capacity development support for the working groups should consist of:

- A brief guidance note defining the indicators for the working groups established by the Government
- A brief paper on policy and legal environment and the key documents' relationships (on long-term policy, mid-term policy, global SDGs, the role of the Government, ministries, agencies, etc.) for each stakeholder group.
- Availability of Metadata in Mongolian language, including requirements for disaggregation.

This support should be facilitated and management by the Ministry of Finance, the responsible body for coordinating the SDGs alignment into government action plans.

Description of the SDGs indicators working groups (2016)

- According to Decree #44 of the Prime Minister, working groups (WGs) were established, each consisting of 6-10 members.
- WGs are set up by main areas, primarily relying on the existing ministries and government structure.
- Coordination among working groups will be made by Ministry of Finance's Policy Coordination Department.
- WGs will define existing and old methodology for data collection and usage per each indicator.
- WGs will define which new data can be collected and how.
- They mainly consist of ministry officials/specialists and one or two external members from NSO and MoF and related NGOs.

Mid-term capacity development needs in terms of data collection and management:

1. How can people understand and interpret the data? Officers producing review and situation analyses to inform heads of departments need to attend training.
2. How to use the data? Administration officers lacked statistical and research capacities.
3. Training related to defining outcomes and impact indicators. How to determine flexible and changeable indicators that can be adapted over time.
4. How to calculate the outcome and impact indicators.
5. Officers to understand the general processes and systems and see where they are.
6. How to conduct desk reviews and situation analyses using secondary data and existing indicators.

Training organization

- Managers and heads of departments need to participate in training as well as officers. There are gaps between the two levels in order to encourage top-down support .
- Mixing different ministries and departments based on the SDG targets and indicators can facilitate determining key data collection and sharing coordination improvement.
- Have training modules for different levels – not just repeat the same module for participants.
- Training per diem to attend training in UB – there is no budget. No incentive for trainers.

- Trainings more targeted on how officials can implement and use research directly in real life in their workplace rather than theories related to data collection, ICT use, and management.
- Staff turnover and infrequent training impact the quality of data, and there is a strong need for employees to build their capacity with the help of and cooperation with international organizations.
- Training per diem to attend training in UB – there is lack of budget allocated for trainings related to research, data collection and management at the agencies and departments of government¹⁸
- Participants in the assessment highlighted the importance of focal points in their respective departments and agencies with sufficient knowledge about SDGs, relevant legal environment, government reporting, and M&E mechanisms as well as the indicators and targets.

¹⁸ For instance, at GPD, the trainer's hourly fee is 3000 MNT, so there is no incentive for training. This needs to be changed.

REFERENCES

B.Tsolmon, and A.Dolgion. *Gender Overview– Mongolia: A Desk Study*. Swiss Agency for Development and Cooperation, 2014.

Beck, Dr. Tony. *Guide to Gender Sensitive Indicators*. Canada: Minister of Public Works and Government Services Canada, 1997.

Derek Osborn, Amy Cutter and Farooq Ullah. *Universal Sustainable Development Goals: Understanding the Transformational Challenge for Developed Countries*. Stakeholder Forum, 2015.

Dolgion, Aldar. "SDGs 2030: Accountability mechanism and evaluation." Ulaanbaatar, January 29, 2016.

ESDN. The European Sustainable Development Network, 2015 .

Gender and Economic Policy Management Initiative: Asia and Pacific Gender-Responsive Policy Analysis. Bangkok: The Asia-Pacific Regional Centre, 2012.

Gereltuya.A, and Harold Coulombe. *Joint Review of National Data Availability for SDGs*. Ulaanbaatar: UNDP, 2015.

IAEG-SDGs. *Compilation of Metadata for the Proposed Global Indicators for the Review of the 2030 Agenda for Sustainable Development*. <http://unstats.un.org/sdgs/iaeg-sdgs/metadata-compilation/>, Inter-agency Expert Group on SDG Indicators, 2016.

IOCE and EvalPartners. "EvalSDG: Concept Paper." 2015.

IRIM and MoF. "Consultancy for the M&E capacity building activities for ODA projects for the Institutional Strengthening for Donor Assistance Management Project, Mongolia." Ulaanbaatar, 2015.

legalinfo.mn. <http://www.legalinfo.mn/annex/details/1543?lawid=2451> (accessed March 23, 2016).

legalinfo.mn. <http://www.legalinfo.mn/annex/details/1543?lawid=2451> (accessed March 23, 2016).

Luis Gonzalez Morales, Yu-Chieh Hsu, Jennifer Poole, Benjamin Rae, Ian Rutherford *A World that counts Mobilizing the Data Revolution for Sustainable Development* New York: Independent Expert Advisory Group Secretariat 2014

Luis Gonzalez Morales, Yu-Chieh Hsu, Jennifer Poole, Benjamin Rae, Ian Rutherford *A World that counts Mobilizing the Data Revolution for Sustainable Development* New York: Independent Expert Advisory Group Secretariat 2014

Morales, Luis Gonzalez, Yu-Chieh Hsu, and Jennifer Poole. *A World that counts Mobilizing the Data Revolution for Sustainable Development*. New York: Independent Expert Advisory Group Secretariat, 2014.

Mothe, Eve de la, Jessica Espey, and Guido Schmidt-Traub. *Measuring Progress on the SDGs: Multi-level Reporting*. Brief, GSDR, 2015.

NSO. "Gender Statistics Indicators (ЖЕНДЭРИЙН СТАТИСТИКИЙН ҮЗҮҮЛЭЛТҮҮД)." 2013.

OECD. "Glossary of Statistical Terms." *OECD*. March 08, 2006.
<https://stats.oecd.org/glossary/detail.asp?ID=12> (accessed April 16, 2016).

OSCE/ODIHR. "Opinion on the Law of Mongolia on the Promotion of Gender Equality." Warsaw, 2013.

president.mn. December 25, 2015.

Review of Targets for the Sustainable Development Goals: the science perspective Paris: ICSU, ISSC 2015

S.Otgon. *Inconsistent data needs to be regulated - Зөрүүтэй тоог цэгцэлнэ*. February 6, 2015.
<http://politics.news.mn/content/203639.shtml>, (accessed February 19, 2016).

Sustainable Development Solutions Network. "Indicators and a Monitoring Framework for FfD: Proposals for Follow-up and Review of the Addis Ababa Action Agenda of the Third International Conference on Financing for Development." February 15, 2016.

"Understanding metadata."

UNDG. "Mainstreaming the 2030 Agenda for Sustainable Development: Interim Reference Guide to UN Country Teams." 2015.

UNDP. *Innovations in Monitoring & Evaluating Results*. Discussion Paper, The Knowledge, Innovation and Capacity Group, 2013.

UNHROHC. *Integrating Human Rights into the Post-2015 Development Agenda: Follow-up and Review: Ensuring Accountability for the SDGs*. United Nations Human Rights Office of the High Commissioner, 2015.

United Nations. *Indicators of Sustainable Development: Guideline and Methodology*. New York: The United Nations Publication, 2007.

United Nations. "Integrating Human Rights into the Post-2015 Development Agenda: Follow-up and Review: Ensuring Accountability for the SDGs." 2015.

UNSD. *United Nations Statistics Division*. 2015. <http://unstats.un.org/sdgs/iaeg-sdgs/> (accessed March 3, 2016).

Weiss, Erin. "Establishment of a Result Oriented M&E System; Institutional Strengthening for Donor Assistance Management Project." Final Diagnostic Study Report, 2014.

World Bank and IRIM. "BASELINE STUDY FOR THE MAINSTREAMING SOCIAL ACCOUNTABILITY IN MONGOLIA (MASAM) PROJECT." Ulaanbaatar, 201

Databases used:

1. 2015 Crime statistics, General Department of Police in Mongolia
2. Domestic violence statistics, General Department of Police in Mongolia
3. Global Initiative for the United Nation, Sustainable Development, Solution Network, “Data for Development” 2015
4. Metadata compilation for SDG Indicators 23 October 2015
5. Ministry of Finance, Mongolian нэгдсэн төсвийн урьдчилсан гүйцэтгэл, Page 7
6. National Emergency Management Agency, Disaster Study Center, the report 2015
7. NSO, HSES 2014, Chapter 3, Health
8. NSO, HSES 2014, Chapter 9, Household, Energy
9. NSO, LFS 2014, Page 60
10. NSO, LFS 2014, Page 62, Table 6.1, Page 65, Table 6.3
11. NSO, TUS 2013, Page 36, 37 Table 4.1, Figure 4.3
12. NSO, UNDAF, UNICEF " SISS 2013"2015, Page 50
13. NSO, UNDAF, UNICEF, 2015, Poverty Indicator Survey, Water and
14. NSO, UNDAF, UNICEF, 2015, SISS, the United Result Page 81, Table CN 1
15. NSO, UNDAF, UNICEF: “SISS 2013”, 2015,Page 267, Table MN 1
16. NSO,UNDAF, UNICEF, SISS 2013, Page 173, Table MA2
17. NSO: “Poverty indicator survey 2014” 2015 Page 86, Table G.5
18. NSO: “Poverty indicator survey 2014”2015, Page 30, Table 2.6
19. NSO: “Poverty indicator survey 2015” 2015, Page 43, Table 2.15
20. NSO: “Poverty Indicator Survey”2015, Page 89, Table G.8,
21. NSO: HSES 2014, Chapter 7, Revenue from the other sources
22. NSO: HSES 2014, Chapter 7, Revenue from the other sources
23. NSO: PHC 2010, Economic activity, Page 45, Table 3.5
24. NSO: PHC 2010, the United result, Page 121, Figure9.2, Page 244, Figure 36.
25. RAND Corporation., ILS, 2015, Improving the Mongolian Labor Market and Enhancing Opportunities for Youth, page 29
26. Social Insurance General Office, Activity Plan, Page 12
27. Social Insurance General Office, Report 12
28. Social Insurance General Office, Report 5
29. United Nation Development Group, “Mainstreaming the 2030 Agenda for Sustainable Development”, 2015
30. <http://unstats.un.org/sdgs/files/Metadata%20Compilation%20for%20SDG%20Indicators%2023%20October%202015%20Update.pdf>
31. <http://www.parliament.mn>
32. https://www.mongolbank.mn/documents/paymentsystems/201404_report_paymentsystems.pdf
33. NSO, <http://www.1212.mn>
34. NSO, National Emergency Management Agency,
http://www.1212.mn/statHtml/statHtml.do?orgId=976&tblId=DT_NSO_2400_012V1&conn_path=I3

ANNEX 1: DESCRIPTION OF SDGS'REPORTING MECHANISMS

The 2030 Agenda for Sustainable Development sets forth “a plan of action for people, planet and prosperity”. The 2030 Agenda is a set of goal and includes 17 global goals, 169 associated targets for the sustainable development.(Mengel, et al. 2015). The SDGs address the main barriers identified to sustainable development, including inequality, institutional incompetence, and unsustainable consumption patterns and environmental degradation that the Millennium Development Goals neglected.(Derek Osborn, Amy Cutter and Farooq Ullah 2015).

It is an integrated plan of action structured in four main parts (UNDG 2015, 6):

- (i) A Vision and Principles for Transforming our World as set out in the Declaration;
- (ii) A Results framework of global Sustainable Development Goals – SDGs;
- (iii) Means of Implementation and Global Partnership; and
- (iv) **Follow-up and Review**

Follow-up and Review (Accountability Mechanism of SDGs)

As it is highlighted in the 2030 Agenda, conducting regular basis and inclusive review of the progress at national, sub-national, regional and global levels, high quality and level of following up and reviewing mechanism enables stakeholders to recognize their role and contribution in driving forward development, achieving the SDGs and to share experiences.

Furthermore, national reporting mechanism plays an important role in tracking the progress made through adapting the SDGs and identifying bottlenecks in making progress at national and regional levels.

Principles of accountability

Timeliness and regular basis of the follow-up and reviewing mechanism provides coordination and coherence among the actors, increasing governments' legitimacy, transparency, answerability, responsibility, decision-making and inclusion.

Inclusive, open and transparent nature of reviewing process will be achieved through the active involvement of the stakeholders.

Levels of reporting on SDGs

The SDGs will be reported at four levels as shown in the table below.


Table 27 Reporting on the SDGs

Level	Description
National <i>A participatory national process for accountability</i>	<ul style="list-style-type: none"> At the national level, all states should establish a participatory national follow up and review process, to review progress at least every two years National reporting should be the most significant level of reporting Reporting will rely heavily on the work of National Statistical Offices (NSOs) Given the breadth of the SDG agenda, broad multi-stakeholder participation in national reporting is encouraged Countries will choose their own targets and indicators
Regional <i>Sharing experiences</i>	<ul style="list-style-type: none"> Regional reviews will primarily be an opportunity for countries to share and learn from best practices and to discuss common regional challenges. The regional process should help to prepare countries for their participation in the global HLPF review, supporting rather than replacing the direct feedback of the national reviews into the global level reviews process.
Global <i>A participatory, universal global review</i>	<ul style="list-style-type: none"> At the global level, the follow up and review process should include a universal review under the High Level Political Forum (HLPF), with all States participating in at least five-year cycles Global monitoring will complement to national monitoring and reporting. It will ensure global coordination, support strategies to manage global public goods, and indicate which countries and thematic areas are in need of greatest assistance. The majority of Global Reporting Indicators will be derived from NSOs, drawing on official data sources such as censuses, civil registration and vital statistics, and household surveys
Thematic <i>Professional and focused</i>	<ul style="list-style-type: none"> Lessons learned in one country, for instance in health, education, agriculture, or infrastructure design, can inform progress in other countries. Thematic communities – often under the leadership of specialized international organizations – can develop specialist indicators for monitoring and accountability that are tracked in countries across the globe. Often these indicators include input and process metrics that are helpful complements to official indicators, which tend to be more outcome-focused

Source: *Integrating Human Rights into the Post-2015 Development Agenda, Follow-up and Review: Ensuring Accountability for the SDGs and Measuring Progress on the SDGs: Multi-level Reporting 2014*

The relationship and priorities of the different levels of reporting is illustrated in the table below.

Figure 14 Levels of reporting on SDGs: Institutional framework



Source: UN 2014 mentioned in SDSN 2016, www.indicators.report/overview/

Use of disaggregate data

In reporting on the progress of SDGs and ensure learning and accountability of their implementation, the importance of identifying nationally relevant and human rights-sensitive indicators and targets, and establishing baseline data is crucial.

The commitment to ‘leaving no one behind’ and tackling inequality and discrimination in the SDGs will require going beyond averages to target efforts towards reaching the most excluded population groups. To do so requires disaggregation of data by sex, age and other salient socio-economic characteristics, including income/wealth, location, class, ethnicity, age, disability status and other relevant characteristics as a means for ‘leaving no one behind’

Source: (Sustainable Development Solutions Network February 15, 2016)

ANNEX 2: INDICATORS NOT INCLUDED IN THE ASSESSMENT

EXCLUDED INDICATORS WITH STATUS 5, 6, 7 AND 99

Goal	New	Indicators name in English	Status of
5	5.3.2	Percentage of girls and women aged 15-49 years who have undergone FGM/C, by age group (for relevant countries only)	5
1	1.5.1	Still have to be formulated. See note	99
1	1.b.1	Number of national action plans related to multi-lateral environmental agreements that support accelerated investment in actions that eradicate poverty and sustainable use natural resources	99
8	8.4.1	Resource productivity	99
8	8.8.2	Number of ILO conventions ratified by type of convention	99
8	8.9.1	Tourism direct GDP (as % of total GDP and in growth rate); and number of jobs in tourism industries (as % total jobs and growth rate of jobs, by gender)	99
8	8.a.1	Evolution in Aid for Trade Commitments and Disbursements	7
10	10.3.1	Percentage of population reporting having personally felt discriminated against or harassed within the last 12 months on the basis of a ground of discrimination prohibited by international human rights law	7
10	10.5.1	An indicator that measures financial stability, Indicator 10.5.1: Adoption of a financial transaction tax (Tobin tax) at a world level, Use of country financial stability reports. In comments from the previous rounds, some member states suggested using an indicator or indicators based on central banks' financial stability reports.	99
10	10.6.1	Green with further work needed, Percentage of members and voting rights of developing countries in international organizations.	7
10	10.7.2	International Migration Policy Index	99
10	10.7.3	Number of detected and non-detected victims of human trafficking per 100,000; by sex, age and form of exploitation	99
10	10.a.1	Share of tariff lines applied to imports from LDCs/developing countries with zero-tariff	7
10	10.b.1	Should include ODA and FDI, and need further work	99
11	11.a.1	Cities with more than 100,000 inhabitants that implement urban and regional development plans integrating population projections and resource needs	7
11	11.b.1	Percent of cities with more than 100,000 inhabitants that are implementing risk reduction and resilience strategies aligned with accepted international frameworks (such as the successor to the Hyogo Framework for Action on Disaster Risk Reduction) that include vulnerable and marginalized groups in their design, implementation and monitoring	7
13	13.a.1	Mobilized amount of USD per year starting in 2020 accountable towards the USD 100 billion commitment	5
16	16.7.2	Proportion of countries that address young people's multisectoral needs with their national development plans and poverty reduction strategies	7

EXCLUDED INDICATORS NOT MEETING GENDER RELEVANT CRITERIA

Goal code	New code	Indicators name in English	Status of the indicators
10	10.7.1	Recruitment cost born by employee as percentage of yearly income earned in country of destination	3
10	10.c.1	Remittance cost as a percentage of the amount remitted	3
11	11.4.1	Share of national (or municipal) budget which is dedicated to preservation, protection and conservation of national cultural natural heritage including World Heritage sites	1
11	11.6.1	Percentage of urban solid waste regularly collected and with adequate final discharge with regards to the total waste generated by the city	4
11	11.6.2a	Annual mean of fine particulate matter (PM 2.5) in Ulaanbaatar	1
11	11.6.2b	Annual mean of fine particulate matter (PM 10) in Ulaanbaatar	1
11	11.7.1	The average share of the built-up area of cities that is open space in public use for all	4
11	11.c.1	Percentage of financial support that is allocated to the construction and retrofitting of sustainable, resilient and resource efficient buildings	4
13	13.2.1	# of countries which have formally communicated the establishment of integrated low-carbon, climate-resilient, disaster risk reduction development strategies (e.g. a national adaptation plan process, national policies and measures to promote transition to environmentally- friendly substances and technologies)	4
13	13.3.1	# of countries that have integrated mitigation, adaptation, impact reduction and early warning into primary, secondary and tertiary curricula	4
13	13.b.1	# of LDCs and SIDS that are receiving specialized support for mechanisms for raising capacities for effective climate change related planning and management, including focusing on women, youth, local and marginalized communities	4
16	16.4.1	Total volume of inward and outward illicit financial flows	4
16	16.4.2	Percentage of seized and collected firearms that are recorded and traced, in accordance with international standards and legal instruments	4
16	16.4.3	Percentage of small arms marked and recorded at the time of import in accordance with international standards	4
16	16.6.1	Primary government expenditures as a percentage of original approved budget	2
16	16.8.1a	Number of international organizations in which Mongolia is member or has voting rights	4

ANNEX 3. BASELINE DATA OBTAINED AND COMPUTED FROM NRSO DATABASES

New code	Indicators name in English	Status of the indicators	Baseline data		Source	Difference from the previously conducted survey
			Year	Data		
5.3.1	Percentage of women aged 20-24 who were married or in a union before age 18 (i.e. child marriage)	1	2013	5.3	NRSO, UNFPA, UNICEF, 2015. SISS-2013, Aggregated result, page 173, Table MA.2	1
5.4.1	Percentage of time spent on unpaid domestic and care work, by sex, age and location	1	2011	15.5 (M-9.6, F-20.1)	NRSO, 2012, TUS, page 36, 37 (Table 4.1, Figure 4.1) computed	1
5.5.1	Proportion of seats held by women in national parliaments	2	2012	14.5	NRSO, 2015, Yearbook 2014, page 21	1

	and local governments					
5.5.2	Proportion of women in managerial positions	1	2010	7.5	NRSO, 2011, PHC 2010: Economic activity, page 45, Table 3.6	2
5.b.1	Proportion of individuals who own a mobile phone, by sex	1	2010	74 (M-72.2, F-75.9)	NRSO, 2011, PHC 2010: Aggregate result , page 121 (figure 9.2), 244 (table 36)	1
1.2.1	Proportion of population living below national poverty line, disaggregated by sex and age group	1	2014	21.6 (M-21.0, F-24.4)	NRSO, 2015, Poverty pictures -2014, page 86, table 7.5,	2
1.2.2	Proportion of men, women and children of all ages living in poverty in all its dimensions according to national definitions	2	2014	PO: M-21.5, F-21.6, P1: M-5.2, F-5.3, P2: M-1.9, F-1.9	NRSO, HSES, Official letter was sent to make the data available 5/123,	P0- extent of poverty, P1-depth of poverty, P2- Sense of poverty
1.3.1a	Percentage of population covered by social protection ... a)	2	2014	23.2	NRSO, HSES 2014, Calculated from the baseline data, Chapter 7. revenue from other source	-

	Percentage of older persons receiving a pension					
1.3.1b	Percentage of population covered by social protection ... b) Percentage of households with children receiving child support	2	2014	62.6	NRSO, HSES 2014, Calculated, Chapter 7, Revenue from other source	
1.3.1c	Percentage of population covered by social protection ... c) Percentage of unemployed persons receiving unemployment benefits	2	2014	0.1	NRSO, HSES 2014, Calculated, Chapter 7, Revenue from other source	
1.3.1d	Percentage of population covered by social protection ... d) Percentage of persons with	2	2014	13.1	NRSO, HSES 2014, Calculated, Chapter 7, Revenue from other source	

	disabilities receiving disability benefits					
1.3.1e	Percentage of population covered by social protection ... e) Percentage of pregnant women receiving maternity benefits	2	2014	11.5	NRSO, HSES 2014, Calculated, Chapter 7, Revenue from other source	
1.3.1f	Percentage of population covered by social protection ... f) Percentage of workers covered against occupational accidents	2	2014	0.5	NRSO, HSES 2014, Calculated, Chapter 7, Revenue from other source	
1.3.1g	Percentage of population covered by social protection ... g) Percentage of poor and vulnerable people	2	2014	2.4	NRSO, HSES 2014, Calculated, Chapter 7, Revenue from other source	

	receiving benefits					
1.4.1a	Proportion of population with access to Antenatal care	1	2013	99.6	NRSO, UNFPA, UNICEF, 2015. SISS 2013, Aggregated result, page 267, Table MN.1	2
1.4.1b	Proportion of population with access to health insurance	2	2014	94 (M-92.6, F-95.3)	NRSO, HSES 2014, calculated. Chapter 3. Health	
1.4.1c	Proportion of population with access to vaccine	1	2013	93.0 (M-94.9, F-91.9)	NRSO, UNFPA, UNICEF, 2015. SISS-2013, aggregate result, page 82, Table CN.2	1
1.4.1d	Proportion of population with access to primary education	1	2014	8.7	NRSO, 2015, Picture of Poverty 2014, page 30, Table 2.6	The previous consultancy identified the availability of data as status 2, however baseline data for the indicator has been come out with from the readily available

						source. Therefore , the status of indicator was changed from 2 to 1.
1.4.1e	Proportion of population with access to secondary education	1	2014	27.4	NRSO 2015, Picture of Poverty - 2014, page 30, Table 2.6	The previous consultancy identified the availability of data as status 2, however baseline data for the indicator has been come out with from the readily available source. Therefore , the status of indicator was changed

						from 2 to 1.
1.4.1f	Proportion of population with access to improved water source	1	2014	70.4	NRSO, 2015, Picture of Poverty 2014, page 43, Table 2.15	The previous consultancy identified the availability of data as status 2, however baseline data for the indicator has been come out with from the readily available source. Therefore, the status of indicator was changed from 2 to 1.
1.4.1g	Proportion of population with access to sanitation	1	2014	79.4	NRSO, 2015, Picture of Poverty 2014, Page 43, Table 2.15	The previous consultancy identified the

						availability of data as status 2, however baseline data for the indicator has been come out with from the readily available source. Therefore, the status of indicator was changed from 2 to 1.
1.4.1h	Proportion of population with access to electricity	1	2014	81.0	NRSO, 2015, Picture of Poverty - 2014, page 43, Table 2.15, Electricity, yes, Proportion of population	The previous consultancy identified the availability of data as status 2, however baseline data for the

						indicator has been come out with from the readily available source. Therefore , the status of indicator was changed from 2 to 1.
1.4.1i	Proportion of population with access to modern heating system	1	2014	24.1	NRSO, 2015, Picture of Poverty - 2015, page 89, Table G.8,fuel , Central heating system (24.1).	The previous consultancy identified the availability of data as status 2, however baseline data for the indicator has been come out with from the readily available source.

						Therefore , the status of indicator was changed from 2 to 1.
1.4.1j	Proportion of population with access to internet	2	2014	81.1	NRSO, HSES 2014 calculated. Chapter 9. Apartment, Energy	
1.4.1k	Proportion of population with access to mobile phone	2	2014	94.3	NRSO, HSES 2014 calculated. Chapter 9. Apartment, Energy	
1.4.1l	Proportion of population with access to financial services	2	2014	45.5		
8.2.1	Growth rate of GDP per employed person	2	2014	7.1	NRSO, 2015, Yearly book 2014, page 5, preliminary performance,	
8.3.1	share of informal employment in non-agricultural employment by sex	2	2014	24.5	NRSO, 2015, LFS 2014, page 62, Table 6.1, page 65 Table 6.3	
8.5.1	Average hourly earnings of female and	2	2014	3225.5 (M-3387.7 F-3065.4)	NRSO, LFS 2014,calculated	

	male employees by occupation					
8.5.2	Unemployment rate by sex age-group and disability	1	2014	7.9 (M-8.5, F-7.3)	NRSO, 2015, LFS 2014, page 50	2
8.6.1	Percentage of youth (15-24) not in education, employment or training (NEET)	2	2014	19.1 (M-17.2, F-21.1)	NRSO, LFS 2014 calculated	
8.7.1	Percentage and number of children aged 5-17 years engaged in child labor, per sex and age group (disaggregated by the worst forms of child labor)	1	2013	17.3 (M-19.3, F-15.3)	NRSO, UNFPA, UNICEF, 2015. SISS-2013, 142, Table CP.4,	1
10.1.1	Growth rates of household expenditure or income per capita among the bottom 40 percent of	2	2014	A total revenue: 307046, A total expenditure: 306026, the bottom 40	NRSO, HSES, Official letter was sent to get the data 5/123,	

	the population and the total population			population's income 148298, expenditure 169829		
10.2.1	Proportion of people living below 50% of median income, by age and sex	2	2014	26.8 (M-26.7, F-26.8)	NRSO, HSES, Official letter was sent to get the data 5/123,	
10.4.1	Labor share of GDP, comprising wages and social protection transfers	1	2014	26.3	NRSO, 2015, Yearly book 2014, page 224, preliminary performance,	
11.5.1 a	Number of deaths due to disasters	1	2015	198	NRSO, NEMA, disaster news http://www.1212.mn/statHtml/statHtml.do?orgId=976&tblId=DT_NSO_2400_012V1&conn_path=I3	1
13.1.1 a	Number of deaths due to disasters	1	2015	198	NRSO, NEMA, disaster news http://www.1212.mn/statHtml/statHtml.do?orgId=976&tblId=DT_NSO_2400_012V1&conn_path=I3	1
16.1.1	Number of victims of intentional homicide by age, sex, mechanism and where possible type of perpetrator, per 100,000 population	1	2014	7		1

ANNEX 4. OVERVIEW OF BASELINE DATA FOR INDICATORS WITH STATUS 1,2,3

The excel matrix on SDG indicators with status 4 to be obtained from other government department and agencies' data sources:

The excel matrix on SDG indicators with status 1,2 and 3 to be obtained from other government department and agencies' data sources:

Goal code	New code	Indicators name in English	Status of the indicators	Source of data (Research, Census, Qualitative research)	Source of data	Baseline sex-disaggregated data - Year	(3) Evaluation on capacity of Data collection and Reporting				
				1 - Report 2- Research 3 - Qualitative research - case, interview (focus)			Accessibility	Comparability	Frequency	Is there a data collection mechanism, including, data collection forms, methods, design, instruction, capacity	State of capacity, including availability of potential source, source?
1	3		5	B-1	B-2	B-3	C-1	C-2	C-3	C-4	C-5
5	5.6.2a	Number of programmes that implement the item 13 of the Gender Equality Law	3								
5	5.6.2b	Number of regulations that implement the item 13 of the Gender Equality Law	3								
5	5.c.1a	The amount of resources allocated for	3					No metadata		NCGE	NCGE, an official in charge of Economics, Finance

Goal code	New code	Indicators name in English	Status of the indicators	Source of data (Research, Census, Qualitative research)	Source of data	Baseline sex-disaggregated data - Year	(3) Evaluation on capacity of Data collection and Reporting				
				1 - Report 2- Research 3 - Qualitative research - case, interview (focus)			Accessibility	Comparability	Frequency	Is there a data collection mechanism, including, data collection forms, methods, design, instruction, capacity	State of capacity, including availability of potential source, source?
1	3		5	B-1	B-2	B-3	C-1	C-2	C-3	C-4	C-5
		gender equality and women's empowerment									
1	1.1.1	Proportion of population below international poverty line disaggregated by sex, age group and employment status	2	Website		2012	Accessible: website	Metadata available	Quarterly basis, yearly	Based on countries' household surveys	an official of World bank
1	1.a.1	Percentage of resources allocated by the government directly to poverty reduction programmes	3					No metadata		Ministry of Population Development and Social Security	
1	1.a.2	Spending on essential services (education, health and social protection) as % of total	2	Preliminary performance of budget		2015	Accessible: online report	No metadata	Monthly, yearly	MoF	Department of State treasury

Goal code	New code	Indicators name in English	Status of the indicators	Source of data (Research, Census, Qualitative research)	Source of data	Baseline sex-disaggregated data - Year	(3) Evaluation on capacity of Data collection and Reporting				
				1 - Report 2- Research 3 - Qualitative research - case, interview (focus)			Accessibility	Comparability	Frequency	Is there a data collection mechanism, including, data collection forms, methods, design, instruction, capacity	State of capacity, including availability of potential source, source?
1	3		5	B-1	B-2	B-3	C-1	C-2	C-3	C-4	C-5
		government spending									
8	8.1.1	GDP per capita, PPP	1	Database		2014					
8	8.8.1	Frequency rates of fatal and non-fatal occupational injuries and time lost due to occupational injuries by gender and migrant status	3	Research	Information and Communications General Office , Disaster study of 2013, 2014 and 2015	2015	an official letter was sent to a relevant organization to make data available	Metadata available	Quarterly basis, yearly	Telecommunications Regulatory Authority of Mongolia	Telecommunications Regulatory Authority of Mongolia, Ministry of Population Development and Social Protection
8	8.10.1	Number of commercial bank branches and ATMs per 100,000 adults	2	Report	Report of Mongol bank	2014	Accessible: online report	Metadata available	quarterly basis, yearly	Reports of Mongol Bank and Commercial banks	Mongol Bank, Төлбөр тооцоо, registration department
8	8.10.2	% adults with a formal account or personally using a mobile money service in the last 12 months	2	Report		2015	Accessible: online report	No metadata. Data can be compared to more than 140 countries' data	quarterly basis, yearly	more than 1000 people were covered in the survey, World Bank	an official from World bank
8	8.b.1	Total government spending in social protection and	2	Report of preliminary performance of budget		2015	Accessible: online report	metadata available	monthly, yearly	MoF	Department of State treasury

Goal code	New code	Indicators name in English	Status of the indicators	Source of data (Research, Census, Qualitative research)	Source of data	Baseline sex-disaggregated data - Year	(3) Evaluation on capacity of Data collection and Reporting				
				1 - Report 2- Research 3 - Qualitative research - case, interview (focus)			Accessibility	Comparability	Frequency	Is there a data collection mechanism, including, data collection forms, methods, design, instruction, capacity	State of capacity, including availability of potential source, source?
1	3		5	B-1	B-2	B-3	C-1	C-2	C-3	C-4	C-5
		employment programmes as percentage of the national budgets and GDP and collective bargaining rate									
11	11.1.1a	Percentage of UB population living in ger areas in houses and gers	1	Research	Ulaanbaatar Statistics Office, 2015 , Household survey on those living in houses, detached houses and gers- traditional dwelling 2014	2014					
11	11.1.1b	Number of UB population living in informal settlements	1	Research	Ulaanbaatar Statistics Office, 2015 , Household survey on those living in houses, detached houses and gers- traditional dwelling 2014	2014					
11	11.3.1a	Ratio of change in land consumption used for	3	Report disclosed on the website		2014	Accessible: Website	No metadata	Yearly	UB Statistics office	UB Statistics office

Goal code	New code	Indicators name in English	Status of the indicators	Source of data (Research, Census, Qualitative research)	Source of data	Baseline sex-disaggregated data - Year	(3) Evaluation on capacity of Data collection and Reporting				
				1 - Report 2- Research 3 - Qualitative research - case, interview (focus)			Accessibility	Comparability	Frequency	Is there a data collection mechanism, including, data collection forms, methods, design, instruction, capacity	State of capacity, including availability of potential source, source?
1	3		5	B-1	B-2	B-3	C-1	C-2	C-3	C-4	C-5
		human settlements to population growth in UB									
11	11.5.1b	Number of missing due to disasters	2	Research	NEMA, Disasters and 2015 онд тохиолдсон аюулт үзэгдэл, ослын улмаас сураггүй алга болсон хүмүүсийн судалгаа	2015	an official letter was sent to a relevant organization, the website of NRSO don't disclose the information	metadata available	monthly, yearly	monthly news of disaster	NEMA, Institute for disaster study
11	11.5.1c	Number of injured people due to disasters	1	News	NEMA, Institute for Disaster study, A news of disasters reported in 2015	2015	monthly reported to NRSO		monthly, yearly	monthly news of disaster	NEMA, Institute for disaster study
11	11.5.1d	Number of evacuated people due to disasters	2	Research	A total number of people rescued from disasters and catastrophic phenomena that occurred in 2015, NEMA	2015	an official letter was sent to a relevant organization, the website of NRSO don't disclose the information	metadata available	monthly, yearly	monthly news of disaster	NEMA, Institute for disaster study
11	11.5.1e	Number of relocated	2	Research		2015	an official letter was sent to a	metadata available	monthly, yearly	monthly news of disaster	NEMA, Institute for disaster study

Goal code	New code	Indicators name in English	Status of the indicators	Source of data (Research, Census, Qualitative research)	Source of data	Baseline sex-disaggregated data - Year	(3) Evaluation on capacity of Data collection and Reporting				
				1 - Report 2- Research 3 - Qualitative research - case, interview (focus)			Accessibility	Comparability	Frequency	Is there a data collection mechanism, including, data collection forms, methods, design, instruction, capacity	State of capacity, including availability of potential source, source?
1	3		5	B-1	B-2	B-3	C-1	C-2	C-3	C-4	C-5
		people due to disasters					relevant organization				
13	13.1.1b	Number of missing due to disasters	2	Research	NEMA, A total number of missing people from disasters that occurred in 2015	2015	An official letter was sent to a relevant organization to make the data available. 1212.mn doesn't reveal such data	Metadata available	monthly, yearly	monthly news of disaster	NEMA, Institute for Disaster Study
13	13.1.1c	Number of injured people due to disasters	1	Research	NEMA, Institute for Disaster Study, news of a total number of disasters and catastrophic phenomena in 2015	2015	monthly reported to NRSO		monthly, yearly	monthly news of disaster	NEMA, Institute for Disaster Study
13	13.1.1d	Number of evacuated people due to disasters	2	Research	NEMA, a total number of people rescued from catastrophic disasters in Mongolia in 2015	2015	An official letter was sent to a relevant organization to make the data available. 1212.mn doesn't	Metadata available	monthly, yearly	monthly news of disaster	NEMA, Institute for Disaster Study

Goal code	New code	Indicators name in English	Status of the indicators	Source of data (Research, Census, Qualitative research)	Source of data	Baseline sex-disaggregated data - Year	(3) Evaluation on capacity of Data collection and Reporting				
				1 - Report 2- Research 3 - Qualitative research - case, interview (focus)			Accessibility	Comparability	Frequency	Is there a data collection mechanism, including, data collection forms, methods, design, instruction, capacity	State of capacity, including availability of potential source, source?
1	3		5	B-1	B-2	B-3	C-1	C-2	C-3	C-4	C-5
							reveal such data				
13	13.1.1e	Number of relocated people due to disasters	2	Research		2015	An official letter was sent to a relevant organization to make the data available. 1212.mn doesn't reveal such data	Metadata available	monthly, yearly	monthly news of disaster	NEMA, Institute for Disaster Study
16	16.9.1	Percentage of children under 5 whose births have been registered with civil authority	2				an official letter was sent to make data available	Metadata available		NRSO	Citizen Registration Department

ANNEX 5. LIST OF PEOPLE INTERVIEWED

	Organizations	Names	Positions	Date
Government				
1	General Department of Police in Mongolia	Tamir	Office clerk	1/27/2016
		B.Bayanduuren	Specialist	1/2/2016
2	National Center for Public Health	Boldbaatar	Secretary	1/28/2016
		Khosbayar		2/1/2016
		J.Enkhzul	Head of the department	2/1/2016
3	General Court Decision of Mongolia	Oyunbat	Office clerk	1/28/2016
		B.Batbayar	Head of Society and Psychology department	2/8/2016
4	Ministry of Food and Agriculture of Mongolia	Oyuntuya	Office clerk	1/28/2016
		G.Narantsetseg	Gender specialist	2/1/2016
		B.Amarsanaa	Officer-in-Charge, Management of agriculture land use	
5	Independent Authority against Corruption of Mongolia	D.Tsend-Ayush	Public Relation Officer	2/1/2016
6	Administration of land affairs, Construction, Geodesy, and Cartography	E.Erdenebayar	Director at Internal audit, monitoring and evaluation division	3/10/2016
7	Labor Union	G.Tumurbat	Head of the department	1/27/2016
8	Statistical Office of City Municipality of Ulaanbaatar	G.Dulamsuren	Statistician	2/4/2016
		Baigalmaa	Specialist	1/29/2016
9	National registration, statistical office of Mongolia	M.Oyunjargal	Senior statistician	2/1/2016
		Ch.Tsogbayar	Specialist	2/1/2016
		G.Dulmaa	Officer-in-Charge, Crime reports	1/2/2016
		L.Undral	Analyst	2/1/2016
10	National Center Against Violence	B.Zolzaya		1/29/2016
13	National Authority for Children	T.Munkhdelger	Specialist	2/3/2016
14	National Emergency Management Center	D.Badamsuren	Statistician, researcher	2/4/2016
		D.Serjmyadag	Professor, Head of secretariat	2/18/2016
16	Ministry of Justice	Enkhjargal	Gender specialist of the	2/22/2016

17	Ministry of Finance	O.Idshirinjin	Senior Officer, Economic Policy Department	2/17/2016
18	Ministry of Population Development and Social Welfare	Battsetseg	Officer of the Gender Office, Policy Coordination Department	22/2/2016
Non-governmental agencies and academia				
19	Globe International	B.Amarsaikhan	The first president and CEO of the Globe International	29/2/2016
20	Gender Consortium on Education	A.Solongo	Research department on demography	29/2/2016
21	Women Leader Fund NGO	M.Bolormaa	Director /Former Head of National Committee on Gender Equality/	25/2/2016
22	MONFEMNET	D.Enkhjargal	Coordinator	25/2/2016
Development partners				
23	Asian Development Bank	T.Tsolmon	National gender expert	3/2/2016
24	Swiss Agency for Development and Cooperation	L. Erdenesaikhan	Programme Manager	3/2/2016

ANNEX 6. GLOSSARY

Gender	“Gender” refers to socially-constructed differences in the attributes and opportunities associated with being female or male and to social interactions and relationships between women and men. Gender determines what is expected, allowed and valued in a woman or man in a given context. In most societies, there are differences and inequalities between women and men in terms of roles and responsibilities assigned, activities undertaken, access to and control over resources and decision-making opportunities. These differences and inequalities between the sexes are shaped by the history of social relations and change over time and across cultures.
Gender equality	Gender equality is defined (Law of Mongolia on Promotion of Gender Equality, 2011, Clause 4.1.2) “as an absence of discrimination on the basis of sex achieved through equal participation of men and women in political, economic, social, cultural and family relations and their equal opportunities to contribute to and access the benefits of economic, social and cultural development”.
Gender-sensitive indicators	Gender-sensitive indicators have the special function of pointing out gender-related changes in society over time. Their usefulness lies in their ability to point to changes in the status and roles of women and men over time, and therefore to measure whether gender equity is being achieved. Because use of indicators and other relevant evaluation techniques will lead to a better understanding of how results can be achieved, using gender-sensitive indicators will also feed into more effective future planning and program delivery. (Beck 1997)
Gender-responsive policy making	<p>A gender-responsive economic and social policy is made under a consideration of different situations, roles, needs and interests of women and men, girls, boys and third gender persons, which addresses and recognizes the above mentioned characteristic of women and men. As people’s everyday life is directly and indirectly affected by the policies of education, environment, health, culture, transportation and housing, making policies gender-responsive plays a crucial role in achieving SDGs</p> <p>(Gender and Economic Policy Management Initiative: Asia and Pacific Gender-Responsive Policy Analysis 2012)</p>
Indicator	An indicator is a pointer. It can be a measurement, a number, a fact, an opinion or a perception that points at a specific condition or situation, and measures changes in that condition or situation over time. In other words, indicators provide a close look at the results of initiatives and actions. For this reason, they are front-line instruments in monitoring and evaluating development work.
Inter-agency Expert Group on SDG Indicators	The was established by the session to develop an indicator framework for the monitoring of the goals and targets of the at the global level, and to support its implementation(UNSD 2015).
MAPS	The UN Development Group has adopted a common approach for effective and coherent implementation support, under the acronyms MAPS: M ainstreaming, A cceleration and

Policy Support as a responding to Member States’ request for coherent and integrated support from the UN development system to the implementation of the 2030 Agenda. At its core, MAPS focuses on policy coherence and multi-stakeholder engagement, paying special attention to the crosscutting elements of partnerships, data and accountability.

1. **Mainstreaming** refers to integrating SDGs into national, sub-national, local plans and policies for development and tailoring the new Agenda to national context without destroying its integrity with the help of the Mainstreaming Reference Guide designed by the UN Resident Coordinators(RCs). The guide is designed to encourage United Country Teams (UNCTs) to come up with innovative solutions for integrating SDGs into national programs and policy papers.
2. **Acceleration** means focusing on priority areas identified by countries, supporting the integrated approach, considering synergies, trade-offs, partnerships and measurements.
3. **Policy Support** refers skills and expertise from UN to countries should be provided at a low cost and in a timely manner(UNDG 2015).

Metadata The term “metadata” comes from the Greek word “meta” meaning about “data” meaning statistics and facts. Metadata provides definitions of indicators in detail, computation methods, date created, date modified and file size to name a few. Having that information, we will be able to locate information more quickly and easily, and get comprehensive insight into the indicators (Understanding metadata n.d.)

Sex-disaggregate data The term “gender” has often been wrongly used in association with data. “Gender disaggregation” or “data disaggregated by gender” are incorrect terms. Gender statistics are disaggregated by sex, an individual-level characteristic commonly recorded in censuses, surveys and administrative records, not by gender, a social concept relevant at the level of a population group (Corner, 2003). When data on demographic, social or economic characteristics are collected in the field, it is the sex of a person that is recorded, as female (woman) or male (man), not the gender. Sex-disaggregated data, however, when analysed, have the capacity to reveal differences in women’s and men’s lives that are the result of gender roles and expectations.

Official statistics For the sake of this assessment, official statistics refers to data of which its terms, concepts and methodology (collection and computation/analysis) are defined and formally approved (e.g. through a decree, resolution, order, act) by government departments and agencies.

ANNEX 7. WOMEN'S LEGAL RIGHTS DATABASE: MONGOLIA¹⁹

Year	Question	Answer	Law
2013	Is there a non-discrimination clause in the Constitution?	Yes	Constitution of Mongolia, Art. 14
2009	If there is a non-discrimination clause in the Constitution, does it explicitly mention gender?	Yes	
2011	If there is a non-discrimination clause in the Constitution, does it explicitly mention gender?	Yes	
2013	If there is a non-discrimination clause in the Constitution, does it explicitly mention gender?	Yes	Constitution of Mongolia, Art. 14
2009	Does the Constitution guarantee equality before the law?	Yes	
2011	Does the Constitution guarantee equality before the law?	Yes	
2013	Does the Constitution guarantee equality before the law?	Yes	Constitution of Mongolia, Art. 14
2013	Is customary law recognised as a valid source of law under the Constitution?	No	Constitution of Mongolia
2013	If customary law is a valid source of law, is it considered invalid if it violates constitutional provisions on non-discrimination or equality?	N/A	
2013	Is personal law recognised as a valid source of law under the Constitution?	No	Constitution of Mongolia
2013	If personal law is a valid source of law, is it considered invalid if it violates constitutional provisions on non-discrimination or equality?	N/A	
2009	Can a married woman convey citizenship to her non-national spouse in the same way as a man?	Yes	
2011	Can a married woman convey citizenship to her non-national spouse in the same way as a man?	Yes	
2013	Can a married woman convey citizenship to her non-national spouse in the same way as a man?	Yes	Law on Citizenship, Art. 9
2009	Are married women required by law to obey their husbands?	No	
2011	Are married women required by law to obey their husbands?	No	
2013	Are married women required by law to obey their husbands?	No	No applicable provisions could be located
2009	Do married couples jointly share legal responsibility for financially maintaining family expenses?	Yes	
2011	Do married couples jointly share legal responsibility for financially maintaining family expenses?	Yes	

¹⁹ IFC-World Bank, "Women, Business and the Law 2014: Removing Restrictions To Enhance Gender Equality", 2013, <http://wbl.worldbank.org/data/exploreeconomies/mongolia/2013?topic=using-property#getting-a-job>

Year	Question	Answer	Law
2013	Do married couples jointly share legal responsibility for financially maintaining family expenses?	Yes	No applicable provisions could be located
2013	What are the legal quotas for women on corporate boards?	N/A	No applicable provisions could be located
2013	What are the legal quotas for women in Parliament?	N/A	No applicable provisions could be located
2013	What are the legal quotas for women in local government?	40%	Promotion of Gender Equality Art. 10
2009	Can an unmarried woman apply for a passport in the same way as a man?	Yes	
2011	Can an unmarried woman apply for a passport in the same way as a man?	Yes	
2013	Can an unmarried woman apply for a passport in the same way as a man?	Yes	No restrictions could be located
2009	Can a married woman apply for a passport in the same way as a man?	Yes	
2011	Can a married woman apply for a passport in the same way as a man?	Yes	
2013	Can a married woman apply for a passport in the same way as a man?	Yes	No restrictions could be located
2013	Can an unmarried woman apply for a national ID card in the same way as a man?	Yes	ID application procedures
2013	Can a married woman apply for a national ID card in the same way as a man?	Yes	ID application procedures
2009	Can an unmarried woman travel outside the country in the same way as a man?	Yes	
2011	Can an unmarried woman travel outside the country in the same way as a man?	Yes	
2013	Can an unmarried woman travel outside the country in the same way as a man?	Yes	No restrictions could be located
2009	Can a married woman travel outside the country in the same way as a man?	Yes	
2011	Can a married woman travel outside the country in the same way as a man?	Yes	
2013	Can a married woman travel outside the country in the same way as a man?	Yes	Constitution of Mongolia, Art. 16(18)
2009	Can an unmarried woman travel outside her home in the same way as a man?	Yes	
2011	Can an unmarried woman travel outside her home in the same way as a man?	Yes	
2013	Can an unmarried woman travel outside her home in the same way as a man?	Yes	Constitution of Mongolia, Art. 16(18)
2009	Can a married woman travel outside her home in the same way as a man?	Yes	
2011	Can a married woman travel outside her home in the same way as a man?	Yes	
2013	Can a married woman travel outside her home in the same way as a man?	Yes	Constitution of Mongolia, Art. 16(18)
2009	Can an unmarried woman get a job or pursue a trade or profession in the same way as a man?	Yes	

Year	Question	Answer	Law
2011	Can an unmarried woman get a job or pursue a trade or profession in the same way as a man?	Yes	
2013	Can an unmarried woman get a job or pursue a trade or profession in the same way as a man?	Yes	Constitution of Mongolia, Art. 16(4)
2009	Can a married woman get a job or pursue a trade or profession in the same way as a man?	Yes	
2011	Can a married woman get a job or pursue a trade or profession in the same way as a man?	Yes	
2013	Can a married woman get a job or pursue a trade or profession in the same way as a man?	Yes	Constitution of Mongolia, Art. 16(4)
2009	Can an unmarried woman sign a contract in the same way as a man?	Yes	
2011	Can an unmarried woman sign a contract in the same way as a man?	Yes	
2013	Can an unmarried woman sign a contract in the same way as a man?	Yes	No restrictions could be located
2009	Can a married woman sign a contract in the same way as a man?	Yes	
2011	Can a married woman sign a contract in the same way as a man?	Yes	
2013	Can a married woman sign a contract in the same way as a man?	Yes	No restrictions could be located
2009	Can an unmarried woman register a business in the same way as a man?	Yes	
2011	Can an unmarried woman register a business in the same way as a man?	Yes	
2013	Can an unmarried woman register a business in the same way as a man?	Yes	No restrictions could be located
2009	Can a married woman register a business in the same way as a man?	Yes	
2011	Can a married woman register a business in the same way as a man?	Yes	
2013	Can a married woman register a business in the same way as a man?	Yes	No restrictions could be located
2009	Can an unmarried woman open a bank account in the same way as a man?	Yes	
2011	Can an unmarried woman open a bank account in the same way as a man?	Yes	
2013	Can an unmarried woman open a bank account in the same way as a man?	Yes	No restrictions could be located
2009	Can a married woman open a bank account in the same way as a man?	Yes	
2011	Can a married woman open a bank account in the same way as a man?	Yes	
2013	Can a married woman open a bank account in the same way as a man?	Yes	No restrictions could be located
2009	Can an unmarried woman choose where to live in the same way as a man?	Yes	
2011	Can an unmarried woman choose where to live in the same way as a man?	Yes	

Year	Question	Answer	Law
2013	Can an unmarried woman choose where to live in the same way as a man?	Yes	Constitution of Mongolia, Art. 16(18)
2009	Can a married woman choose where to live in the same way as a man?	Yes	
2011	Can a married woman choose where to live in the same way as a man?	Yes	
2013	Can a married woman choose where to live in the same way as a man?	Yes	Constitution of Mongolia, Art. 16(18)
2009	Can an unmarried woman confer citizenship to her children in the same way as a man?	Yes	
2011	Can an unmarried woman confer citizenship to her children in the same way as a man?	Yes	
2013	Can an unmarried woman confer citizenship to her children in the same way as a man?	Yes	Law of Mongolia on Citizenship, Art. 7
2009	Can a married woman confer citizenship to her children in the same way as a man?	Yes	
2011	Can a married woman confer citizenship to her children in the same way as a man?	Yes	
2013	Can a married woman confer citizenship to her children in the same way as a man?	Yes	Law of Mongolia on Citizenship, Art. 7
2009	Can an unmarried woman be head of household or head of family in the same way as a man?	Yes	
2011	Can an unmarried woman be head of household or head of family in the same way as a man?	Yes	
2013	Can an unmarried woman be head of household or head of family in the same way as a man?	N/A	No restrictions could be located
2009	Can a married woman be head of household or head of family in the same way as a man?	Yes	
2011	Can a married woman be head of household or head of family in the same way as a man?	Yes	
2013	Can a married woman be head of household or head of family in the same way as a man?	N/A	No restrictions could be located
2009	Do sons and daughters have equal inheritance rights to property?	Yes	
2011	Do sons and daughters have equal inheritance rights to property?	Yes	
2013	Do sons and daughters have equal inheritance rights to property?	Yes	Civil Code, Art. 520
2009	Do female and male surviving spouses have equal inheritance rights to property?	Yes	
2011	Do female and male surviving spouses have equal inheritance rights to property?	Yes	
2013	Do female and male surviving spouses have equal inheritance rights to property?	Yes	Civil Code, Art. 520
2009	What is the default marital property regime?	Other	
2011	What is the default marital property regime?	Other	
2013	What is the default marital property regime?	Other	Civil Code, Arts. 125-131
2013	Who legally administers property during marriage?	Other	Civil Code, Art. 128
2009	Do unmarried men and unmarried women have equal ownership rights to property?	Yes	

Year	Question	Answer	Law
2011	Do unmarried men and unmarried women have equal ownership rights to property?	Yes	
2013	Do unmarried men and unmarried women have equal ownership rights to property?	Yes	Civil Code, Arts. 101.1 and 127.2
2009	Do married men and married women have equal ownership rights to property?	Yes	
2011	Do married men and married women have equal ownership rights to property?	Yes	
2013	Do married men and married women have equal ownership rights to property?	Yes	Civil Code, Arts. 127.2 and 128.1
2013	If the husband legally administers property during marriage, does he need his wife's consent for major transactions?	N/A	
2013	Are there special provisions governing the marital home?	No	Civil Code, Art. 128
2013	Does the law provide for valuation of nonmonetary contributions during marriage?	Yes	Civil Code, Art. 126.4
2009	Does the law mandate paid or unpaid maternity leave?	Yes	
2011	Does the law mandate paid or unpaid maternity leave?	Yes	
2013	Does the law mandate paid or unpaid maternity leave?	Yes	Labor Code, Sec. 104
2009	Does the law mandate paid or unpaid paternity leave?	No	
2011	Does the law mandate paid or unpaid paternity leave?	No	
2013	Does the law mandate paid or unpaid paternity leave?	No	No applicable provisions could be located
2009	Does the law mandate paid or unpaid parental leave?	No	
2011	Does the law mandate paid or unpaid parental leave?	No	
2013	Does the law mandate paid or unpaid parental leave?	No	No applicable provisions could be located
2009	What is the mandatory minimum length of paid maternity leave (in calendar days)?	120	
2011	What is the mandatory minimum length of paid maternity leave (in calendar days)?	120	
2013	What is the mandatory minimum length of paid maternity leave (in calendar days)?	120	Labor Code, Sec. 104
2009	What is the mandatory minimum length of paid paternity leave (in calendar days)?	0	
2011	What is the mandatory minimum length of paid paternity leave (in calendar days)?	N/A	
2013	What is the mandatory minimum length of paid paternity leave (in calendar days)?	N/A	No applicable provisions could be located
2009	What is the mandatory minimum length of paid parental leave (in calendar days)?	0	
2011	What is the mandatory minimum length of paid parental leave (in calendar days)?	N/A	
2013	What is the mandatory minimum length of paid parental leave (in calendar days)?	N/A	No applicable provisions could be located

Year	Question	Answer	Law
2009	What is the mandatory minimum length of unpaid maternity leave (in calendar days)?	0	
2011	What is the mandatory minimum length of unpaid maternity leave (in calendar days)?	0	
2013	What is the mandatory minimum length of unpaid maternity leave (in calendar days)?	0	No applicable provisions could be located
2009	What is the mandatory minimum length of unpaid paternity leave (in calendar days)?	0	
2011	What is the mandatory minimum length of unpaid paternity leave (in calendar days)?	N/A	
2013	What is the mandatory minimum length of unpaid paternity leave (in calendar days)?	N/A	No applicable provisions could be located
2013	What is the mandatory minimum length of unpaid parental leave (in calendar days)?	N/A	No applicable provisions could be located
2009	Who pays maternity benefits?	Government	
2011	Who pays maternity benefits?	Government	
2013	Who pays maternity benefits?	Government 100%	Act on Pensions and Benefits Payable from the Social Insurance Fund, Arts. 1 and 2
2009	Who pays paternity benefits?	N/A	
2011	Who pays paternity benefits?	N/A	
2013	Who pays paternity benefits?	N/A	No applicable provisions could be located
2009	Who pays parental benefits?	N/A	
2011	Who pays parental benefits?	N/A	
2013	Who pays parental benefits?	N/A	No applicable provisions could be located
2009	What percentage of wages are paid during maternity leave?	70%	
2011	What percentage of wages are paid during maternity leave?	70%	
2013	What percentage of wages are paid during maternity leave?	70%	Act on Pensions and Benefits Payable from the Social Insurance Fund, Art. 19(2)
2009	What percentage of wages are paid during paternity leave?	0%	
2011	What percentage of wages are paid during paternity leave?	N/A	
2013	What percentage of wages are paid during paternity leave?	N/A	No applicable provisions could be located
2009	What percentage of wages are paid during parental leave?	0%	
2011	What percentage of wages are paid during parental leave?	N/A	
2013	What percentage of wages are paid during parental leave?	N/A	No applicable provisions could be located

Year	Question	Answer	Law
2009	Where paid parental leave exists, what is the minimum amount which only the mother must take (in calendar days)?	N/A	
2011	Where paid parental leave exists, what is the minimum amount which only the mother must take (in calendar days)?	N/A	
2013	Where paid parental leave exists, what is the minimum amount which only the mother must take (in calendar days)?	N/A	No applicable provisions could be located
2009	Where paid parental leave exists, what is the minimum amount which only the father must take (in calendar days)?	N/A	
2011	Where paid parental leave exists, what is the minimum amount which only the father must take (in calendar days)?	N/A	
2013	Where paid parental leave exists, what is the minimum amount which only the father must take (in calendar days)?	N/A	No applicable provisions could be located
2013	Where unpaid parental leave exists, what is the minimum amount which only the mother must take (in calendar days)?	N/A	No applicable provisions could be located
2013	Where unpaid parental leave exists, what is the minimum amount which only the father must take (in calendar days)?	N/A	No applicable provisions could be located
2009	What is the age at which a woman can retire and receive full benefits?	55	
2011	What is the age at which a woman can retire and receive full benefits?	55	
2013	What is the age at which a woman can retire and receive full benefits?	55	Act on Pensions and Benefits Payable from the Social Insurance Fund, Art. 4.1
2009	What is the age at which a man can retire and receive full benefits?	60	
2011	What is the age at which a man can retire and receive full benefits?	60	
2013	What is the age at which a man can retire and receive full benefits?	60	Act on Pensions and Benefits Payable from the Social Insurance Fund, Art. 4.1
2009	What is the age at which a woman can retire and receive partial benefits?	55	
2011	What is the age at which a woman can retire and receive partial benefits?	55	
2013	What is the age at which a woman can retire and receive partial benefits?	55	Act on Pensions and Benefits Payable from the Social Insurance Fund, Art. 4.1
2009	What is the age at which a man can retire and receive partial benefits?	60	

Year	Question	Answer	Law
2011	What is the age at which a man can retire and receive partial benefits?	60	
2013	What is the age at which a man can retire and receive partial benefits?	60	Act on Pensions and Benefits Payable from the Social Insurance Fund, Art. 4.1
2013	What is the mandatory retirement age for women?	N/A	No applicable provisions could be located
2013	What is the mandatory retirement age for men?	N/A	No applicable provisions could be located
2009	Can non-pregnant and non-nursing women do the same jobs as men?	No	
2011	Can non-pregnant and non-nursing women do the same jobs as men?	No	
2013	Can non-pregnant and non-nursing women do the same jobs as men?	No	Labor Code, Secs. 101 and 108
2013	Can non-pregnant and non-nursing women work in mining in the same way as men?	No	Order of the Minister for Health and Social Welfare establishing lists of the jobs prohibited to women and minors (No. A/204 of 1999) Art.1
2013	Can non-pregnant and non-nursing women work in construction in the same way as men?	No	Order of the Minister for Health and Social Welfare establishing lists of the jobs prohibited to women and minors (No. A/204 of 1999) Art. 9
2013	Can non-pregnant and non-nursing women work in metalworking in the same way as men?	No	Order of the Minister for Health and Social Welfare establishing lists of the jobs prohibited to women and minors (No. A/204 of 1999) Art. 4
2013	Can non-pregnant and non-nursing women work in factories in the same way as men?	Yes	No restrictions could be located
2013	Can non-pregnant and non-nursing women work in jobs requiring lifting weights above a threshold in the same way as men?	No	Labor Code Sec. 108
2013	Can non-pregnant and non-nursing women work in jobs deemed hazardous in the same way as men?	Yes	No restrictions could be located
2013	Can non-pregnant and non-nursing women work in jobs deemed arduous in the same way as men?	Yes	No restrictions could be located
2013	Can non-pregnant and non-nursing women do jobs deemed morally or socially inappropriate in the same way as men?	Yes	No restrictions could be located
2009	Can non-pregnant and non-nursing women work the same night hours as men?	Yes	
2011	Can non-pregnant and non-nursing women work the same night hours as men?	Yes	

Year	Question	Answer	Law
2013	Can non-pregnant and non-nursing women work the same night hours as men?	Yes	No restrictions could be located
2013	Does the law mandate equal remuneration for men and women for work of equal value?	No	Labor Code, Sec. 49
2009	Are there laws mandating non-discrimination based on gender in hiring?	No	
2011	Are there laws mandating non-discrimination based on gender in hiring?	No	
2013	Are there laws mandating non-discrimination based on gender in hiring?	No	No applicable provisions could be located
2013	Is it illegal for an employer to ask about family status during a job interview?	Yes	Labor Code, Secs. 7.4 and 7.5
2009	Are there laws penalising or preventing the dismissal of pregnant women?	Yes	
2011	Are there laws penalising or preventing the dismissal of pregnant women?	Yes	
2013	Are there laws penalising or preventing the dismissal of pregnant women?	Yes	Labor Code, Sec. 100
2009	Must employers give employees an equivalent position when they return from maternity leave?	Yes	
2011	Must employers give employees an equivalent position when they return from maternity leave?	Yes	
2013	Must employers give employees an equivalent position when they return from maternity leave?	Yes	Labor Code, Sec. 106
2009	Are employers required to provide break time for nursing mothers?	Yes	
2011	Are employers required to provide break time for nursing mothers?	Yes	
2013	Are employers required to provide break time for nursing mothers?	Yes	Labor Code, Sec. 103
2009	Do employees with minor children have rights to a flexible/part-time schedule?	No	
2011	Do employees with minor children have rights to a flexible/part-time schedule?	No	
2013	Do employees with minor children have rights to a flexible/part-time schedule?	No	No applicable provisions could be located
2009	Are payments for childcare tax deductible?	No	
2011	Are payments for childcare tax deductible?	No	
2013	Are payments for childcare tax deductible?	No	No applicable provisions could be located.
2009	Is there public provision of childcare for children under the age of primary education?	Yes	
2011	Is there public provision of childcare for children under the age of primary education?	Yes	
2013	Is there public provision of childcare for children under the age of primary education?	Yes	Law on Education, Art. 7
2009	Does the law mandate free and compulsory primary education?	Yes	
2011	Does the law mandate free and compulsory primary education?	Yes	

Year	Question	Answer	Law
2013	Does the law mandate free and compulsory primary education?	Yes	Constitution, Art. 16(7)
2009	Are there specific tax deductions or credits that are applicable only to women?	No	
2011	Are there specific tax deductions or credits that are applicable only to women?	No	
2013	Are there specific tax deductions or credits that are applicable only to women?	No	No applicable provisions could be located.
2009	Are there specific tax deductions or credits that are applicable only to men?	No	
2011	Are there specific tax deductions or credits that are applicable only to men?	No	
2013	Are there specific tax deductions or credits that are applicable only to men?	No	No applicable provisions could be located.
2009	What is the minimum loan amount covered in the private credit bureau or public credit registry (as a percentage of income per capita)?	44%	
2011	What is the minimum loan amount covered in the private credit bureau or public credit registry (as a percentage of income per capita)?	0%	
2013	What is the minimum loan amount covered in the private credit bureau or public credit registry (as a percentage of income per capita)?	0%	
2009	Do microfinance institutions provide information to private credit bureaus or public credit registries?	Yes	
2011	Do microfinance institutions provide information to private credit bureaus or public credit registries?	Yes	
2013	Do microfinance institutions provide information to private credit bureaus or public credit registries?	Yes	
2013	Do retailers provide information to private credit bureaus or public credit registries?	No	
2013	Do utility companies provide information to private credit bureaus or public credit registries?	No	
2009	Is there a small claims court or a fast track procedure for small claims?	No	
2011	Is there a small claims court or a fast track procedure for small claims?	No	
2013	Is there a small claims court or a fast track procedure for small claims?	No	No applicable provisions could be located
2011	If there is a small claims court or a fast track procedure for small claims, what is the maximum amount for a small claim (as a percentage of income per capita)?	N/A	
2013	If there is a small claims court or a fast track procedure for small claims, what is the maximum amount for a small claim (as a percentage of income per capita)?	N/A	
2013	Does the law recognise customary courts?	No	No applicable provisions could be located
2013	Does the law recognise personal law courts?	No	No applicable provisions could be located

Year	Question	Answer	Law
2009	Does a woman's testimony carry the same evidentiary weight in court as a man's?	Yes	
2011	Does a woman's testimony carry the same evidentiary weight in court as a man's?	Yes	
2013	Does a woman's testimony carry the same evidentiary weight in court as a man's?	Yes	No restrictions could be located
2013	How many justices are on the Constitutional Court?	9	Constitution of the Republic of Mongolia, Arts. 64-65
2013	How many of justices on the Constitutional Court are women?	2	official website of the Constitutional Court (accessed on 08-06-2013)
2013	Is the Chief Justice a woman?	No	official website of the Constitutional Court (accessed on 08-6-2013)
2013	Is there legislation that specifically addresses domestic violence?	Yes	Law to Combat Domestic Violence
2013	Is there a specialised court or procedure for cases of domestic violence?	Yes	Law to Combat Domestic Violence, Art. 17
2013	Does domestic violence legislation protect women in unmarried intimate relationships?	Yes	Law to Combat Domestic Violence, Art.3
2013	Does domestic violence legislation include emotional abuse?	Yes	Law to Combat Domestic Violence, Art.6
2013	Does domestic violence legislation include financial abuse?	Yes	Law to Combat Domestic Violence, Art.6
2013	Does domestic violence legislation include physical abuse?	Yes	Law to Combat Domestic Violence, Art.6
2013	Does domestic violence legislation include sexual abuse?	Yes	Law to Combat Domestic Violence, Art.6
2013	Is there legislation that specifically addresses sexual harassment?	Yes	Law on Promotion of Gender Equality, Art.4.1.7
2013	Are there criminal sanctions for sexual harassment?	No	No applicable provisions could be located
2013	Is there a governmental office tasked with addressing sexual harassment?	Yes	Human Rights Commission
2013	Is there legislation on sexual harassment in education?	No	No applicable provisions could be located
2013	Is there legislation on sexual harassment in employment?	Yes	Law on Promotion of Gender Equality, Art.11
2013	Is there legislation on sexual harassment in public spaces?	No	No applicable provisions could be located
2013	Is there legislation on sexual harassment in service provision?	No	No applicable provisions could be located
2013	Are there criminal sanctions for sexual harassment in employment?	No	No applicable provisions could be located

ANNEX 8. TERMS OF REFERENCE

Terms of Reference

Mainstreaming, Acceleration and Policy Support (MAPS) for SDGs: Gender Baseline Analysis against SDGs in Mongolia

Type of position:	National Consultant
Location:	Ulaanbaatar, Mongolia
Duration of Contract:	30 working days
Expected Duration of Assignment:	21 December 2015 – 29 January 2016

Background

Governments are set to adopt 17 SDGs and 169 associated targets in September 2015 with implementation and reporting beginning in 2016. At the global level, the UN Statistical Commission is developing a set of global SDG indicators for consideration by member states but in addition, the draft outcome document of the UN Summit for the adoption of the post-2015 development agenda and SDGs²⁰ in September calls for governments to ‘set its own national targets guided by the global level of ambition but taking into account national circumstances’. During the , 23 to 27 March 2015 in New York, member states also reiterated that national indicators, to be developed by national bodies, would comprise an important part of the overall indicator framework. To ensure effective reporting against the proposed 169 SDG targets, member states will therefore need appropriate national indicators and accompanying metrics to be available, adequate monitoring protocols and data collection modalities agreed, and sufficient resources mobilized.

The global UN System Task Team on the Post-2015 Development Agenda has also highlighted the need at an early stage to comprehensively examine data gaps and compilation limitations country by country and theme by theme, with a view to addressing them systematically in national statistical services²¹. The Task Team also noted that the new fields under consideration for post-2015 will to a large extent require the development of new data sources, some along more traditional lines, such as household surveys, some with methods outside the official statistics mainstream, such as opinion and satisfaction surveys, and civil society. In many cases, new indicators will have to be developed, together with information gathering systems, to cover SDG targets areas. This will require major investments in national capacity to collect and analyze data. Particularly, in *The 2030 Agenda*, the disaggregation of data by income, gender, age, race,

²⁰ <https://sustainabledevelopment.un.org/content/documents/7261Post-2015%20Summit%20-%20June%202015.pdf>

²¹ Statistics and indicators for the post-2015 development agenda: A report from the Working Group on Monitoring and Indicators, UN Task Team on Post-2015 Development Agenda, July, 2013.

ethnicity, migratory status, disability, geographic location and other characteristics will be one of the mechanisms for realizing the ‘leave no one behind’ principle.²² Therefore, it is important to support the ‘data revolution’ by investing in the regular and systematic collection of disaggregated data in accordance with SDG Target 17.18.²³²⁴

Recently UNDP Mongolia Country Office conducted a study to provide an overview of national and provincial data availability and data gaps in regard to indicators for reporting against the proposed SDG targets. Assessed the data availability of global 224 indicators under 17 SDGs in Mongolian context, the study presented the extent of data availability of 224 indicators at 7 scales as well as provided baseline data available. In Mongolia out of 224 indicators, 45 indicators are readily available, 64 indicators are available after little effort²⁵ and 28 are available after more efforts²⁶, while 72 are available if data collection changed²⁷. 13 are not applicable to Mongolia, whereas 5 could be available from external institutions, but 21 indicators are not clear in its availability.

Specifically looking at the SDG5, gender equality and empowerment of all women and girls, there are 9 targets with 23 global indicators. Among these indicators, 4 indicators are readily available in Mongolia along with 1 indicator available after little efforts and 6 available after more efforts. 6 indicators are available if data collection changed. Building upon this comprehensive and statistical assessment identified the data availability, gaps and baseline data, UNDP intends to undertake a more focused and analytical gender baseline review of SDG 1, 5, 8, 11, 13 and 16 with in-depth data assessment and also suggesting the data collection methodologies and capacity needs in meeting the data gaps in selected SDGs. SDGs were selected upon the criteria whether UNDP will be mainly contributing for the next 5 years as well as whether the proposed indicators are related to human. This study will contribute to gender-responsive policymaking and identifying the bottlenecks in achieving SDGs. (*SDG1: End poverty; SDG5: Gender Equality; SDG8: Decent work and economic growth; SDG10: Reduced Inequality; SDG11: Sustainable Cities and communities; SDG13: Climate Action; SDG16: Peace, Justice and Strong Institutions*)

Objectives of the consultancy

4. The objective of the study is: 1) to provide qualitative analysis with the baseline data under SDG 5 indicators as well as with the sex-disaggregated baseline data under SDG 1, 8, 11, 13 and 16 using the existing SDG data assessment framework; 2) thoroughly reviewing and stocktaking the identified data sources as well as recommending more specific methodologies for data collection

²² UNDG. 2015. Mainstreaming the 2030 Agenda for Sustainable Development: Interim Reference Guide to UN Country Team.

²³ *By 2020, enhance capacity-building support to developing countries to increase significantly the availability of high-quality, timely and reliable data disaggregated by income, gender, age, race, ethnicity, migratory status, disability, geographic location and other characteristics relevant in national contexts.*

²⁴ Ibid.

²⁵ The estimation time is less than 6 hours.

²⁶ The estimation time is more than 6 hours.

²⁷ E.g., new question in a forthcoming survey

of selected SDG indicators which are still in data gaps. Such study will contribute to not only national SDG readiness and national target setting but also gender-responsive policymaking and national planning. The assessment will also help identify potential areas for targeted capacity development support to data collection and management in SDG5 and further strengthen Mongolia's monitoring, reporting and accountability to SDGs.

Scope of work/tasks

Activities to be undertaken in partnership with the National Statistical Office in Mongolia (NSO) and National Committee on Gender Equality (NCGE)

Using the SDG data assessment frameworks produced by the recent consultancies:

5. Review the existing SDG assessment frameworks including available data, baseline and data gaps of indicators under SDG5, sex-disaggregated baseline data and identify gaps in sex-disaggregated data under SDG 1, 8, 11, 13 and 16;
6. **Conduct comprehensive, qualitative as well as quantitative gender baseline analysis against respective targets of SDG5 and selected SDGs using the baseline data;**
7. **Building upon the initially recommended methodologies by the latest consultancies, identify more specific needs for capacity and data collection methodologies under the selected SDGs;**
8. **Present the key findings at the extended Gender Theme Group (GTG) consultation on SDGs.**

Outputs and deliverables

Report preparation

- The consultant will prepare a draft analysis report of SDG5 and other SDGs with the baseline data, data gaps, capacity needs and methodological recommendations. Matrix should also note if a proposed indicator also links to an international human rights treaties.
- Microsoft PPT presentation summarising key findings of the study to be presented to the GTG consultation
- *Consultant will support the preparation and facilitation of a GTG workshop for national planning officials across government to present the findings of this study and data assessment to raise awareness of the gender/data status under SDG.*

Payment instalment

The UNDP standard method of payment is the output-based lump-sum scheme made in instalments upon completion of the tasks/deliverables as agreed at the time of signing the contract. Payments will be made in US dollars. The amount paid shall be inclusive of all associated costs such as social security, pension and income tax etc.

1st instalment: 50% upon submission of a Draft report with excel matrix (12 days after the signature of the Contract)

2nd instalment: 50% upon presentation made on the main findings at the GTG workshop, submission of revised final report reflecting the feedbacks to the draft report from UNDP CO including executive summary and data gaps and capacity needs (29 days after the signature of the Contract)

The payments for each instalments will be made within thirty (30) days after submissions with following conditions:

- a) Review and feedback from UNDP country office and NCGE; and b) Receipt of invoice from the Service Provider.

Duration of Assignment

The consultant is expected to work in total 30 working days during 21 December 2015 – 29 January 2016.

Duty station

The consultant can work away with presence in key study scoping meetings with UNDP Country Office.

Institutional setting and reporting mechanism

The consultant will be contracted by UNDP Mongolia. The consultant will report to the Team Leader of Human Development and MDGs. National Statistical Office (NSO), National Committee on Gender Equality (NCGE) and Government working group on SDGs will provide the required guidance and support in undertaking the consultancy.

The present TOR may be subject to modification, without changing the overall objective and the scope of work, on the basis of mutual consultations. UNDP will hold the copyright of the assignment outputs.

Criteria for selection of the best offer

Applicants will be evaluated based on cumulative analysis (i.e. technical qualifications and price proposal).

The weight of the technical criteria is 70%; the weight of the financial proposal is 30%.

Only candidates who obtain a minimum of 70% in the technical evaluation will be considered for the financial evaluation.