

Profile of Women from Rural Areas



Demographic characteristics of women from rural areas

Average age is 39 years old




Average life expectancy is 74 years old



2 out of 10 women are aged 60 and over



There are 70 elderly women to 100 women of working age (16-59 years old)



Source: NBS, population statistics, 2014

Education level of women from rural areas

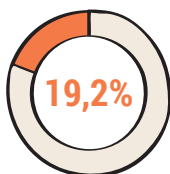
Less than **half** of women aged 15 and over have higher, secondary specialized or secondary vocational education (**46,4%**)



Source: NBS, Labour Force Survey, 2014

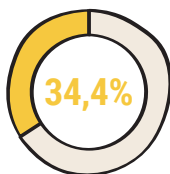
Access of women from rural areas to health services

About **1/5** of rural women assess their health condition as bad or very bad



They suffer almost **2 times** more often than women in urban areas from chronic diseases, which need continuous treatment, as well as osteoarticular disorders, nervous system diseases, tumours

Over **1/3** of rural women refused visiting the family doctor




On average, they make **3.4** visits to the doctor on annual basis

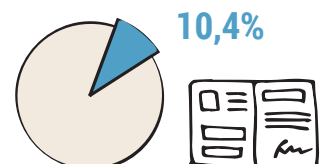


Among the reasons for giving up doctor's consultations were

Insufficiency of financial means - for **1 in 4** women



Lack of health insurance policy - for **1 in 10** women



Source: NBS, Household Budget Survey (2014) and Module on Health Protection (2012)

➤ Poverty among women from rural areas ◀

The most affected by poverty in rural areas are

- ⦿ Elderly women (aged 65 and over)




- ⦿ Women of fertile age (aged 25-44)



- ⦿ Women whose main source of income is pension



- ⦿ Women without primary education



- ⦿ Women with primary and gymnasium education



- ⦿ Women as own-account workers in agriculture sector

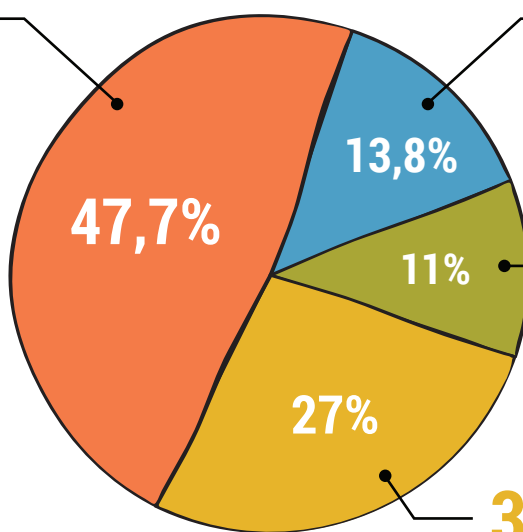


Source: NBS, Household Budget Survey, 2014

➤ Employment of women from rural areas ◀

Out of **10** employed women:

- 5** work in agriculture



- 1** works in trade and services



- 1** works in industry and other activities



- 3** work in public administration, education, health, etc.



Out of **10** employed women

- 6** work as employees for a remuneration



- 4** work on their own account or as unpaid family workers



Source: NBS, Labour Force Survey, 2014

This material was developed within the "Strengthening the National Statistical System" UN Project, in collaboration with the National Bureau of Statistics and with support of UNDP, UN Women, and UNECE.

Data compiled by: Aurelia Spataru and Ala Negruța

Executed by: Design Agency "RT Design Studio"



UNECE

