



Profile of Roma Women and Girls



Education level of Roma women and girls

Can read and write

2 out of 3 Roma women aged 16 and over



7 out of 10 young Roma women aged 16-24



Source: UNDP, WB, EC, Regional Survey on Roma Population, 2011

Roma women

Out of 10 Roma women aged 16 and over

2 completed a primary school



24%

2 finished a gymnasium (lower secondary education)



23%

5 have no education



45%

1 graduated from lyceum, vocational school, or university

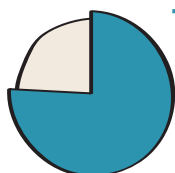


8%

Source: UNDP, WB, EC, Regional Survey on Roma Population, 2011

Roma girls

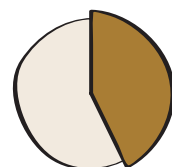
About 8 out of 10 Roma girls go to school on daily basis



76%



For 4 out of 10 Roma girls who do not go to school, the reason for this absence of money for stationery or clothes



43%



Are enrolled in education (by levels):

Preschool (aged 3-6)
1 in 5 Roma girls (21%)



Primary or gymnasium (aged 7-10 and 11-15)
about 1 in 2 Roma girls (55% and 49%)



Secondary vocational (aged 16 - 19)
1 in 7 Roma girls (14%)




Source: UNDP, WB, EC, Regional Survey on Roma Population, 2011


Health condition of Roma women

Health issues among Roma women

- 1 in 4 suffers from pulmonary diseases




- 2 out of 5 have hypertension



- 1 in 6 has anxiety or chronic depression

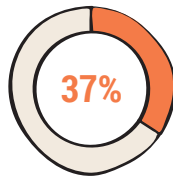


- 1 in 5 had at least one miscarriage

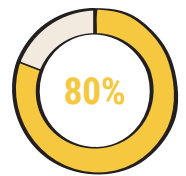


- 4 out of 10 Roma women have health insurance policy (42%)

Over 1/3 of Roma women assess their health condition as bad or very bad



The high costs for health services and medicines, and the impossibility to cover such costs are the reasons for not visiting the doctor for 8 out of 10 Roma women



Source: UNDP, WB, EC, Regional Survey on Roma Population, 2011

Employment of Roma women

1 in 4 Roma women aged 15-64 are economically active



Have work experience:

1 in 3 Roma women aged 15-64



1 in 9 Roma women aged 15-24



Are employed

- 1 out of 6 Roma women aged 15-64



- 1 in 8 young Roma women aged 15-24



- 8 out of 10 Roma women work in informal sector (without any contract and social security) (84%)

Out of Roma women aged 15-64

4% have ever attended a vocational training course for adults (or 1 in 25)



11% have computer skills (or 1 in 9)



Are unemployed

- 4 out of 10 Roma women aged 15-64



- 1 in 2 young women aged 15-24 (52%)

Source: UNDP, WB, EC, Regional Survey regarding Roma Population, 2011

This material was developed within the "Strengthening the National Statistical System" UN Project, in collaboration with the National Bureau of Statistics and with support of UNDP, UN Women, and UNECE.

Data compiled by: Aurelia Spataru and Ala Negruta

Executed by: Design Agency "RT Design Studio"