


Profile of Women living with HIV



Demographic characteristics of women living with HIV

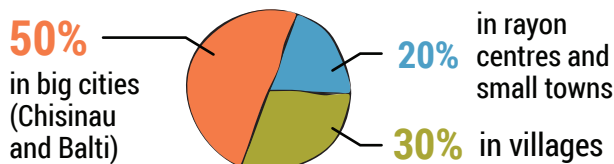
Prevalence

- There are **142** HIV positive women to **100 thousand** female population
- 4** out of **10** persons registered with HIV+ are women aged 35 (on average)



41,2%

- Women with HIV+ live:




Source: Ministry of Health, Bio-behavioural survey among the groups with high risk of HIV infection, round 2012/13

- Fertility rate among women with HIV+ is **6.8%**, as compared to **4.1%** for the general population

Source: NBS based on the Ministry of Health data, 2014

Incidence

- 1 in 2** new cases of HIV+ are among women (**46%**)
- 3** out of **270** new cases of HIV+ identified among women refer to women in penitentiaries
- 4** more new cases of HIV+ are registered per **100 thousand** women in towns as compared to villages



17 cases

13 cases

- Out of **10** new HIV+ cases in women:



7 are young (aged 20-39) (**66%**)



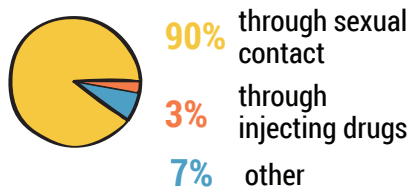
3 are adults (aged 40 and over) (**28%**) or adolescents (aged up to 19) (**6%**)



Source: NBS based on Ministry of Health data, 2014

Ways of getting infected with HIV among women

In 2014, out of all the new cases of HIV+ among women, the ways of getting infected were:



Source: Ministry of Health, Monitoring HIV Infection Control, 2014

Women infected with HIV+ as a result of unprotected sexual contact:

4 out of **10** - with occasional partner



6 out of **10** - with husband



Source: Soros Foundation Moldova, Social-economic survey among persons with HIV, 2012

Are likely to be infected with HIV:

1 in **9** female sex workers in Chisinau



1 in **5** female sex workers in Balti




Source: Ministry of Health, Bio-behavioural survey among the groups with high risk of HIV infection, round 2012/13




Education level and health condition of women with HIV

Education level of the HIV+ women

Low level of education have:

 **9%** of female injecting drug users
16% of commercial sex workers

Secondary specialized education have:

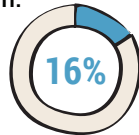
 **30%** of women using injecting drugs
18% of commercial sex workers

Source: Ministry of Health, Bio-behavioural survey among the groups with high risk of HIV infection, round 2012/13

Health condition of women with HIV

Women with HIV+ suffer from:

Sexually transmitted infections
- **1 in 6** women



Tuberculosis
- **1 in 4** women



Viral hepatitis
- **1 in 2** women



Source: Soros Foundation Moldova, Social-economic survey among persons with HIV, 2012

6 out of **10** women with HIV+ benefit from free antiretroviral therapy (**63%**)




AIDS status is set for **1 in 4** women with HIV+, at the average age of 37 (**28%**)

Over **half** of women are diagnosed with HIV+ and with AIDS in the same year (**56%**)

Source: Dermatological Hospital of Communicable Diseases, 30.06.15

Source: NBS based on the Ministry of Health data (2014)

8 out of **10** women with HIV+ are knowledgeable about HIV



< 77,5%

1 in **10** women with HIV+ does not know any symptom of the sexually transmitted infections



< 13,7%

Source: Ministry of Health, Monitoring HIV Infection Control, 2014

Among the registered pregnant women were tested for HIV:

- 7** out of **10** poor women (lowest quintile) (**72%**)
- 9** out of **10** richer women (highest quintile) (**88%**)

Source: UNICEF, MICS, 2012

In 2014:

- 116** out babies of **133** women with HIV+ who have delivered received prophylactic treatment (**87%**)
- 3** HIV+ children were born per **170** women with HIV+



Source: Ministry of Health, Monitoring HIV Infection Control, 2014



Population attitudes towards persons with HIV

Of the total number of respondents:

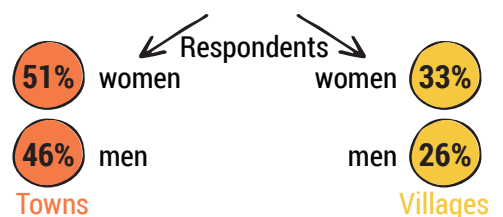
2/3 consider that kids with HIV+ should study in separate classes



41% Think that persons with HIV should not use public transportation means

79% Consider that persons with HIV should declare their status

A woman with HIV+ would be accepted as a school teacher by:



Source: Soros Foundation Moldova, Population perceptions regarding discrimination, 2011

This material was developed within the "Strengthening the National Statistical System" UN Project, in collaboration with the National Bureau of Statistics and with support of UNDP, UN Women, and UNECE.

Data compiled by: Aurelia Spataru and Ala Negruta

Executed by: Design Agency "RT Design Studio"

