
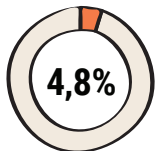


# Profile of Women and Girls with Disabilities

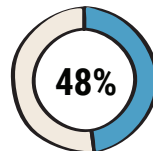


## Demographic characteristics of women and girls with disabilities

They represent **4.8%** of the female population of the country



**1 in 2** persons with disabilities is a woman



**4 out of 10** children with disabilities are girls



### Out of 10 women with disabilities



**12%** 1 is young (aged 18-34)

**71%** 7 are adults of able bodied (aged 35 - 64)

**17%** 2 are elderly (over 65 years old)

### Out of 10 women/girls with disabilities

**1 woman (13%)** → up to **20%** (severe disability)  
 maintains their work ability in a proportion of

**7 woman (68%)** → between **25-40%** (accentuated disability)

**2 woman (19%)** → between **45-60%** (medium disability)

**1 in 5** women with disabilities is unmarried (**20%**)



Source: NBS based on the data from the National Social Insurance House and National Council for Determining Disability and Workability (2014)

## Education level and health condition of women with disabilities

### Out of 10 women aged 18+ with disabilities

**4** do not have any professional training, finishing, at most, a gymnasium



**37%**

**6** completed mainly a general secondary school or a lyceum




**59%**

**4 out of 10** women with disabilities have assessed their health condition as good or satisfactory



**< 41%**

**Chronic diseases** determine the occurrence of disability for **8 out of 10** women



**< 82%**

Source: NBS, Household Budget Survey (2014)

### Out of 10 girls with disabilities and special education needs, who go to school



**8** attend mainstream schools

**> 83%**



**17%**

**< 2** attend specialized schools



Source: NBS, Education Statistics (2014)

## Employment of women with disabilities

Only **1 in 10** women with disabilities is employed (**10.9%**)

Out of **10** employed women with disabilities

**2** work as employees or contributing family workers



**8** work on their own account in agriculture



Out of employed women with disabilities

**8** out of **10** work on their own account in agriculture (**82%**)




**4** out of **10** are employees (**38%**)



Out of **10** registered unemployed women with disabilities

**4** women have been employed



Almost all **10** women benefited from professional counselling or information (**98%**)

Source: NBS, Time Use Survey (2011), Household Budget Survey, Labour Force Survey (2014)

## Welfare and living conditions of women with disabilities

Income sources for women with disabilities:

The average disability pension covers **50%**  
Social allocations account for **10%** of the country's minimum subsistence amount



Is poor

**1 in 5** women with severe disability



**1 in 10** women with medium disability



Households with women with disabilities

**2** out of **3** households do not afford to eat meat or fish at least twice a week



**3** out of **10** households have a bathroom in the dwelling



**4** out of **10** households do not afford to heat the dwelling sufficiently



**4** out of **10** households have hot water



**1** in **4** households does not have money for procuring the necessary medicines



NBS, Household Budget Survey (2014)