





Profile of Women in Economy




Demographic characteristics of women in economy

Women employed in the economy of the country represent:

- 1 in 6 of the country's population



- Half of country's labour force (active population)



- Half of country's employed population

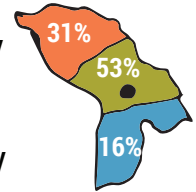


Out of 10 employed women:



- 29% 3 are young (aged 15-34)
- 68% 6 are of able-bodied age (aged 35-64)
- 3% 1 is elderly (aged over 65)

- 3 live in the North of the country
- 5 live in the Centre and Chisinau
- 2 live in the South of the country



- About 4 out of 10 women aged 15 and over who perform income-generating economic or social activities (=employment rate)



Source: NBS, Labour Force Survey, 2015

Education level of women in economy

Are employed in the economy of the country (women aged 15 and over)

- 1 in 2 women with higher education



- 1 in 2 women with secondary education (secondary specialized or vocational education)



- 1 in 3 women with low level of education (lyceum or gymnasium)
- (36% and 28%)



Have higher or vocational education

- 3 out of 4 employed women in urban areas



- 2 out of 4 employed women in rural areas



Out of 10 employed women:

- 3 have higher education (28%)



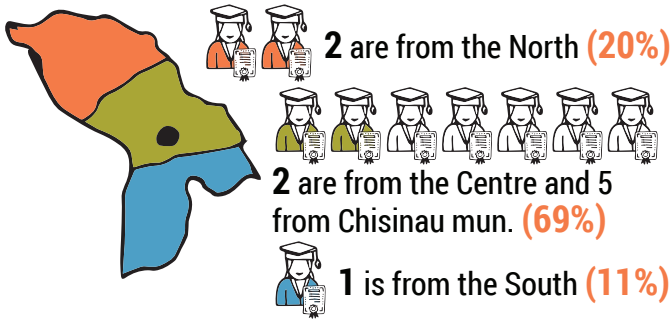
- 3 have secondary specialized or vocational education (33%)



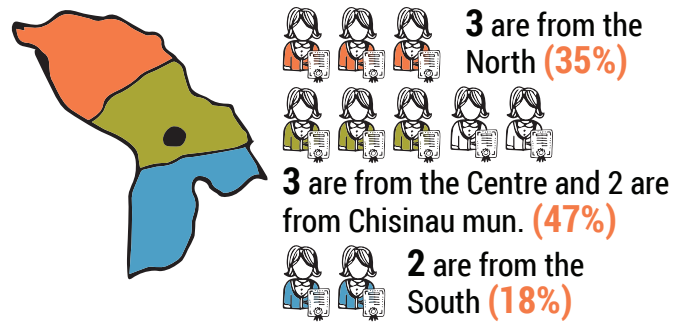
- 4 finished a general secondary school and lower, without any vocational education (39%)



Out of 10 employed women with higher education:



Out of 10 employed women with vocational education:




Source: NBS, Labour Force Survey, 2015


Areas of activity of women in economy

Out of the employed population by economic activities, women account for:

6 out of 10 jobs in trade, hotels and restaurants activities



7 out of 10 jobs in public administration, education, health



Out of 10 employed women:

by occupational status

- 3 work in activities of high qualification (directors, managers, public servants and administrative officials) (30%)
- 4 work as specialists of medium level of qualification (workers and qualified workers) (37%)
- 2 are workers in services and trade (20%)
- 1 performs unqualified works (13%)



by economic activities



- 3 work in agriculture (27%)
- 3 work in public administration, education, health, etc. (28%)
- 2 work in trade and services, transport and communication (23%)
- 2 work in industry and other activities (22%)




Source: NBS, Labour Force Survey, 2015

In total employment, employed women hold:

In public sector



In public sector



Out of 10 employed women:

- 5 work in agriculture (48%)
- 1 in industry (14%)
- 3 in trade, hotels and restaurants (28%)
- 1 in other sectors (10%)

Informal sector:

Out of 10 employed women:

- 7 have a formal job (70%)
 - 3 have an informal job (30%)
-

- 2 out of 5 women with informal job work in households which produce goods & services for own use (39,6%)
-

Source: NBS, Labour Force Survey, 2015