

Citizens' participation and involvement in local public authorities' activities



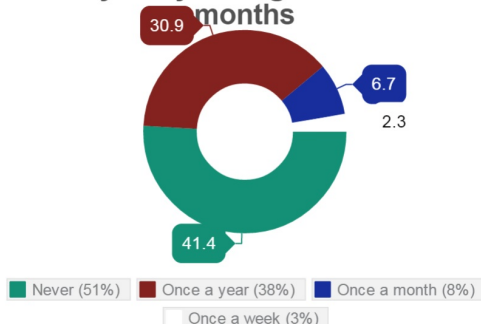
Participation

The right to participate / attend the meetings of the Local Council



75% know or consider that they have the right to participate / attend the meetings of the Local Council

The number of visits to the Mayorality during the last 12 months



Awareness regarding the right to participate to meetings of the Local Council, by social groups



84% of high-income citizens are more aware of their right to participate in the meetings of the Local Council, compared to 70.6% of those with low incomes



76% men and women are aware of this right to an equal extent



79% of employed people are more aware about this right, compared to 72% of unemployed people

Profile of a frequent visitor

Man

with PC

University degree

High income



These respondents have the possibility to get informed about LPA's activity and access certain online services

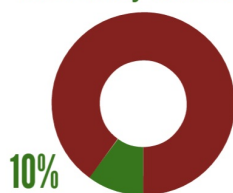


Involvement

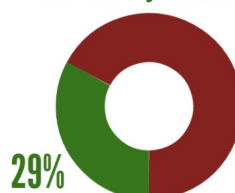
Citizens' involvement in various community activities

Generally, citizens' participation in community activities is very low (10%).

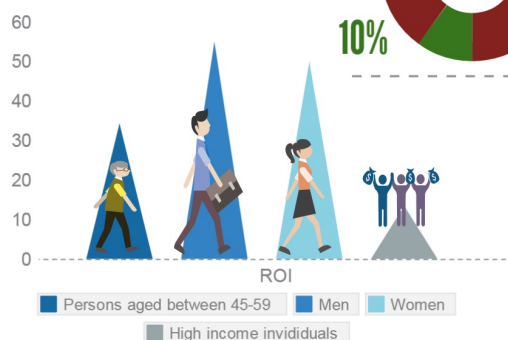
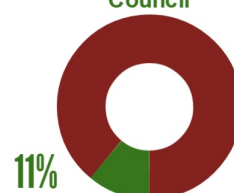
Participation in community activities



Participation in community meetings



Participation in meetings of the Local Council



Participation of social groups

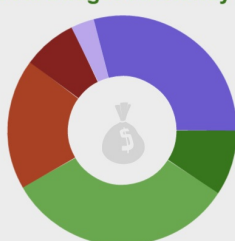
People aged between 45-59 participate in community activities most frequently.

Young people under 30 are the least involved; their interest in their community is low.

Management of local budgets



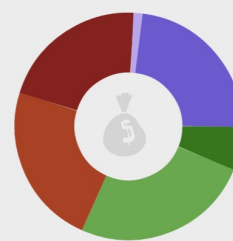
The Mayorality manages the local budget efficiently



9%
33%
18%
8%
3%
29%

Strongly agree
Rather agree
Rather disagree
Strongly disagree
No answer
Don't know

The citizens know how the Local Council spends the local budget



6%
26%
23%
21%
1%
23%