

MDG FACTSHEET 2010

KOSOVO MDG FACTSHEET 2010



Foreword

On 17th October 2008, the Kosovo Assembly endorsed the UN Millennium Declaration thereby marking Kosovo's joining a global commitment made by governments worldwide to reach the Millennium Development Goals (MDGs) by 2015. The eight goals, agreed globally at the United Nations Millennium 2000, focus on advancing sustainable development in priority areas and with defined targets - ranging from halving extreme poverty to halting the spread of HIV/AIDS and providing universal primary education. The MDGs constitute a blueprint, around which the international community has united and galvanized its efforts to meet the needs of the poorest.

The report before you titled "Kosovo: MDG Factsheet 2010", provides insights on issues of key relevance to Kosovo's development agenda. It also identifies actions that can help overcome poverty and exclusion, applying approaches that are environmentally, socially and economically advantageous. This report aims to contribute, alongside other efforts, to ensuring that people of Kosovo enjoy their rights in a society that upholds European and international principles and standards.

According to the report, Kosovo has shown good progress on some goals, such as education and gender parity. However, the most recent available statistics presented here, reveal a challenging scenario for several of the goals. In particular, Kosovo's progress on health, and specifically, on reducing maternal mortality, remains poor.

In seeking to address the economic, cultural and social factors that underlie vulnerability and poverty, Kosovo is called upon to address one more urgent challenge – and that is – collection and management of data. Weak statistical capacities and consequent lack of reliable data put into question most research undertaken in Kosovo. It has also severely constrained the analysis of this document. Having quality, disaggregated data is a critical ingredient for evidence-based policy-making across all sectors. Only if we have accurate data, can we know where to invest or the right amount of investment that is needed in order to accelerate development.

Certainly, evidence-based policies and adequate allocation of resources are necessary in order to tackle poverty and lift below-average health conditions in Kosovo. Additionally, in spite of progress on gender parity, efforts to empower women must continue, given that addressing gender concerns are a key to the achievement of all the MDGs.

The clock is ticking and there is no time to lose. All actors, including government, UN agencies, civil society, and the private sector, must unite and intensify their efforts for Kosovo to achieve the MDGs by 2015. Parliamentary elections in December 2010 will usher in a new generation of legislators. As they take their seats in the Assembly in early 2011, we hope this report will be useful for them in adopting policies based on evidence and as a baseline from which they can monitor progress.

UN Development Coordinator

Osnat Lubrani


President of the Assembly of Kosovo

Jakup Krasniqi



TABLE OF CONTENTS

A. ACKNOWLEDGMENTS AND FOREWORDS:

1. Foreword by UN Development Coordinator and the Speaker of the Assembly	
3. Table of Content	3
3. Acknowledgement Page.	4
4. Acronyms	5

B. MDG Highlights for Kosovo 2010

1. Millennium Development Goals: A roadmap to Development	6
2. Reporting and follow up: Key to Progress	7.
3. Challenges to reporting on MDGs.	7

C. PROGRESS ON MILLENNIUM DEVELOPMENT GOALS

1. Millennium Development Goal 1	9
2. Millennium Development Goal 2	11
3. Millennium Development Goal 3	13
4. Millennium Development Goal 4	15
5. Millennium Development Goal 5	16
6. Millennium Development Goal 6	18
7. Millennium Development Goal 7	20
8. Millennium Development Goal 8	22

V. TWO PAGE MDG-BASED-COLOR FACTSHEET	24
---------------------------------------	----

The MDG Factsheet has been compiled by an Inter-Agency and expert group part of the United Nations Kosovo Team (UNKT). The factsheet presents an assessment of progress based on data available since 1999. The data available on MDG indicators have been used from primary and secondary sources: Statistical Office of Kosovo, the United Nations Agencies, the World Bank, the International Monetary Fund, and other local and international reports. The factsheet has been drafted through the support of the United Nations Development Programme (UNDP) project “MDGs at the Assembly of Kosovo”.

Contributors on preparation, research and analysis:

Nora Loxha Sahatciu, UNDP – Team Leader/ Reviewer
Behar Xharra, UNDP – Lead Author
Agron Gashi, UNICEF - Author
Beate Dastel, UNICEF - Author
Claire Canning, UNIFEM - Author
Visare Mujko-Nimani, UNFPA - Author
Fatime Arenliu-Qosaj, UNKT HIV/AIDS - Author
Sami Uka, WHO- Author/ Advisor

Appreciation to the Review team:

Mytaher Haskuka (UNDP), Abedin Azizi (UNDP), Kazuki Matsuura (UNDP), Kaoru Yamagiwa (UNIFEM), Arabella Arcuragi (UNDP), Aferdita Spahiu (UNICEF); Nora Demiri (UNDCO) and to all UN agencies in Kosovo (UNKT)

Appreciation to the Members of the Assembly of Kosovo for their partnership and cooperation and to the Statistical Office in Kosovo on contributing to gathering relevant available data

Design and layout: A.S.D-Line (Pristina, Kosovo)

Print: Grafika Reznqi

Production: With the support of the United Nations Development Programme (UNDP) and the Office of the United Nations Development Coordinator (UNDCO)

Cover photo: Shkelzen Rexha, Kosovo 2010

This photo was initially published in Gjakova Press. Nominated for the “Journalism Poverty prize 2010”,

supported by the United Nations Agencies in Kosovo, this photo won the first prize for best portraying of

poverty in Kosovo


All data included in this document are the latest currently available within the United Nations Agencies and the Statistical Office of Kosovo.

Copyright: MDG Factsheet © UNKT 2010

Any parts of the MDG Factsheet 2010 may be freely used by individuals and entities by stating the source of publication.

ACRONYMS

AoK	Assembly of Kosovo
IMF	International Monetary Fund
IOM	International Organization for Migration
MEST	Ministry of Education, Science and Technology
MOH	Ministry of Health
RC	Red Cross
SOK	Statistical Office of Kosovo
STG	Statistical Theme Group (UNKT Expert team on statistics)
UNDP	United Nations Development Programme
UNFPA	United Nations Fund for Population
UNHCR	United Nations High Commissioner for Refugees
UNICEF	United Nations Children's Fund
UNIFEM	United Nations Development Fund for Women
UNKT	United Nations Kosovo Team
WB	World Bank
WHO	World Health Organization



MILLENNIUM DEVELOPMENT GOALS HIGHLIGHTS 2010

On 17 October 2008, the Assembly of Kosovo approved the Resolution endorsing the Millennium Declaration, which was approved by 189 Heads of States in September 2000 at the Millennium Summit in New York. The resolution committed Kosovo institutions to embrace the provisions set forth by the Declaration. It also enabled Kosovo to join the world community in striving to collectively achieve a set of developmental goals aiming to improve the quality of life, by 2015 just as the 178 countries worldwide.

The Millennium Declaration laid out a vision for a world: without extreme poverty and hunger; with education for all; with equality between women and men; where mothers and children are provided with adequate healthcare; where people are no longer prone to transmittable diseases; when world's inhabitants cherish a healthy and protected environment; and a common destiny where the global community works together to further these aims.

The Millennium Declaration represented an unprecedented consensus by world leaders on the major global challenges of the 21st century as well as a common commitment by developing and developed countries to meet these challenges.

The Millennium Development Goals: A Roadmap to Development

The Millennium Declaration has formulated eight major global development goals, also known as the Millennium Development Goals (MDGs):

1. Eradicate extreme poverty and hunger
2. Achieve universal primary education
3. Ensure gender equality and empower women
4. Reduce child mortality
5. Improve maternal health
6. Reduce the spread of infectious diseases
7. Achieve environmental sustainability
8. Develop a global partnership for development

The MDGs are a set of goals that are time-bound, specific, easy to measure, assess and compare. They include twenty-one feasible straightforward targets to be met through country policies and programs, international aid, private sector and civil society engagement. These targets consist of sixty indicators which help monitor and keep track of progress made towards reaching the targets. MDGs are aimed at addressing extreme poverty in its many dimensions: income poverty, hunger, disease, lack of adequate shelter, and exclusion-while promoting gender equality, education, and environmental sustainability. They also aim to provide access to basic human rights; the right of every human to provisions of health care, shelter, and physical security.

The MDGs set out a vision for inclusive development that expands the choices of all people in segments of society, and prioritizes the elimination of structural, institutional and cultural obstacles to participation in development.

The MDGs provide a road map, a framework and a vision of a world free from poverty and hunger, with universal education, better health, environmental sustainability, freedom, justice and equality for all.

The MDGs not only help measure progress on specific developmental challenges, but also serve as a framework for development for countries worldwide. The quantifiable goals help facilitate identification of bottlenecks and challenges for development, and also provide a basis for cross-country comparisons in their level of achievements.

Reporting and Follow up: Key to Progress

Monitoring and reporting on the progress made is important to keep the MDGs alive in the public and political agendas. Periodic reporting of MDGs is considered as a tool to measure progress, assess the situation and help identify bottlenecks for improvement. All in all, MDGs are made to serve as a scorekeeper for developmental challenges of each place, and a guide to further improvement.

Having committed its institutions to work towards achieving the MDGs, Kosovo has agreed to follow

up on progress and maintain regular reporting. As a result, the UN Kosovo Team has undertaken its third form of reporting on the progress of MDGs. In 2004, the UNKT produced a first baseline report for Kosovo Where will we be in 2015? - which provided the initial benchmarks as to where Kosovo stands regarding the MDGs. The baseline was followed by the 2nd MDG Report for Kosovo, published in 2007, which developed further on the initial benchmarks and provided further analysis and assessments.

This year, the UNKT will produce the third MDG report, but in a simplified form with a quick read. The aim is to follow up on initial benchmarks and provide relevant information as to where Kosovo stands against the commitment to achieve the MDGs by 2015.

Challenges to Reporting on MDGs

Kosovo faces difficulties in ensuring availability of reliable data to measure and assess progress towards MDGs.

The efforts to measure, to monitor, and report on progress towards MDGs in Kosovo have highlighted the need to improve the capacities of SOK to produce, analyze and disseminate data.

The population census in Kosovo has not been held since 1981. The SOK still lacks full human, infrastructure and monetary capacities to make appropriate data available, despite continuous support by the government, non-governmental and international actors.

Reliable data are at the core of ensuring good analysis, monitoring and reporting on the achievement of MDGs and in developing adequate policies that help face developmental challenges. Kosovo needs to build a stronger statistical system, create a basis by holding the census, and ensure increased and better coordinated financial and technical support from the international community.

Despite the fact that Kosovo still faces challenges with data collection, the report can in fact present some useful information on current progress and shortfalls related to development.



MILLENNIUM DEVELOPMENT GOALS HIGHLIGHTS 2010

2015?

		Eradicate Extreme Poverty and Hunger
		Achieve Universal Primary Education
		Promote Gender Equality and Empower Women
		Reduce Child Mortality
		Improve Maternal Health
		Combat HIV/AIDS and Other Diseases
		Ensure Environmental Sustainability
		Develop a Partnership for Global Development



Off Track

Maybe

On Track



Target 1: Reduce extreme poverty by half	Proportion of population below € 0.94 per day € 1.42 per day	16.7% Extreme Poverty 45.0% Absolute Poverty
	Poverty gap ratio	13.3%
Target 2: Ensure productive and decent employment	Employment-to-population ratio Women Men	26.4% 10.6% 38.0%
	Proportion of employed people living below € 1.42	34.7%
	Unemployment Women Youth	45.4% Total 59.6% 73.0%
Target 3: Reduce hunger by half	Prevalence of underweight children under-five years of age	4.7% Severe Stunting 15.5% Stunting

Source: SOK (2008 - 2009), World Bank (2007), UNDP (2007), UNICEF 2009

Key Messages:

■ About 16.7% of the population is estimated to be extremely poor, with less than € 0.94/day per consumption for basic nutritional needs.

■ About 45% of the population - two out of five Kosovars - is considered to be poor. These are individuals who live with under € 43/month. Poverty is more prevalent in rural areas and among minority groups.

■ Kosovo has the highest unemployment rate in Europe. Around 45.4% of the labor force is unemployed; women and youth are the most disadvantaged.

■ Children also fall under the most vulnerable demographic groups in Kosovo. Around 15.5% of them face stunting (hindrance in growth) and inadequate nutrition.

■ Around 15.7% children of school age and 23% of pregnant women are tested with mild anemia.

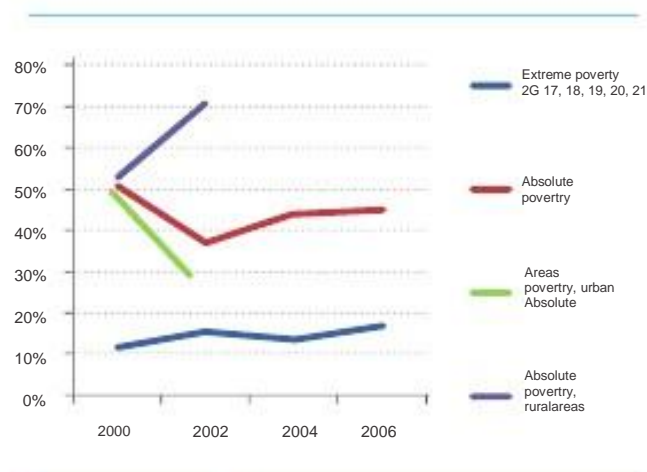
Current Progress: Achievements and Shortfalls

■ Today more people live in extreme poverty than ten years ago. The biggest challenge for Kosovo will be to bring this part of population out of destitution.

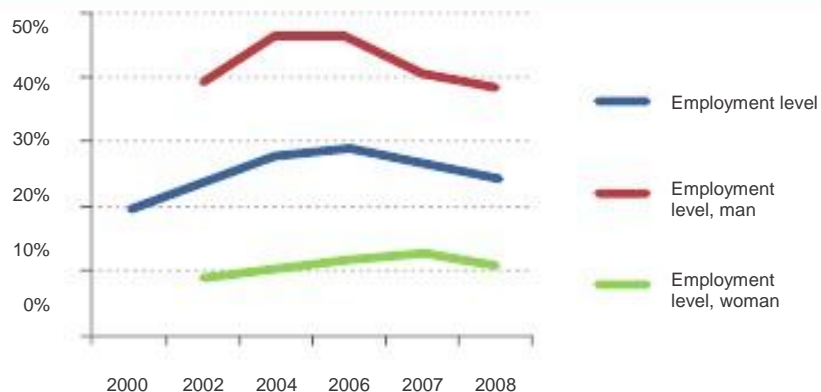
■ Unemployment rate continues to be highest in Europe. Although slight improvement could be seen in 2009, Kosovo's capacity to generate jobs remains limited.

■ Employment level has shown slight positive progress. However, the economy of Kosovo faces difficulties to accommodate the large number of people coming into the labor force each year.

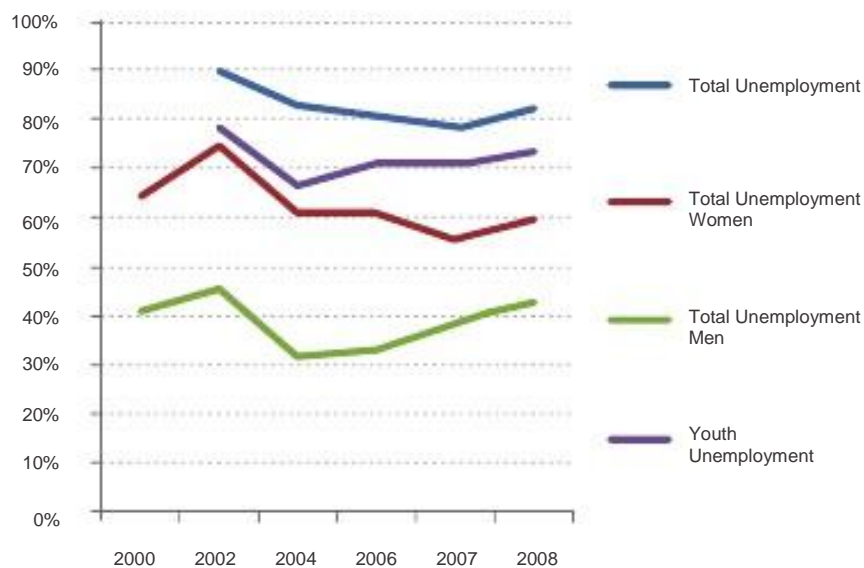
■ Poverty reduction cannot be accomplished without full and productive employment and decent work for all.



Source: World Bank (2001, 2005, 2007), UNDP (2007)



Source: SOK



Source: SOK





Target 4:
Achieve Universal Primary Schooling
Enrollment ratio in all levels of education in Kosovo is considered almost universal, except in higher education where around 18% of youth do not enroll at school.

Net enrollment ratio:

Apparent intake rate	105.15 %
Gross enrollment ratio – primary education	103.87 %
Gross enrollment ratio – lower secondary education	114.74 %
Gross enrollment ratio – higher secondary education	81.77 %

Attendance of students:

Students starting grade 1, reaching grade 3	93.66
Students starting grade 7, reaching grade 9	96.00
Students starting grade 10, reaching grade 12	86.23
Transition rate from primary to lower secondary	99.60
Transition rate from lower secondary to upper secondary	83.40

Literacy rate of 15-24 years-olds

Women	95.4 %
Men	91.0 %
	96.0 %

Source: SOK (2009), MEST (2009)

Key Messages:

■ Enrollment ratio among children is universal at all levels except in higher secondary education where the dropout rate increases. The number of drop outs among girls is higher than boys.

■ Children with special needs remain disadvantaged. It is considered that only one out of ten children with special needs is enrolled in primary school. The opportunities for further continuation of their education remain weak.

■ Children belonging to minority communities, such as Roma, Ashkali and Egyptians, Turk and Gorani have a lower rate of enrollment and attendance.

■ Literacy rate among 15-24 years-olds is not fully universal. Around 4.6% of youth remain illiterate, with rural areas and women more disadvantaged.

Current Progress: Achievements and Shortfalls

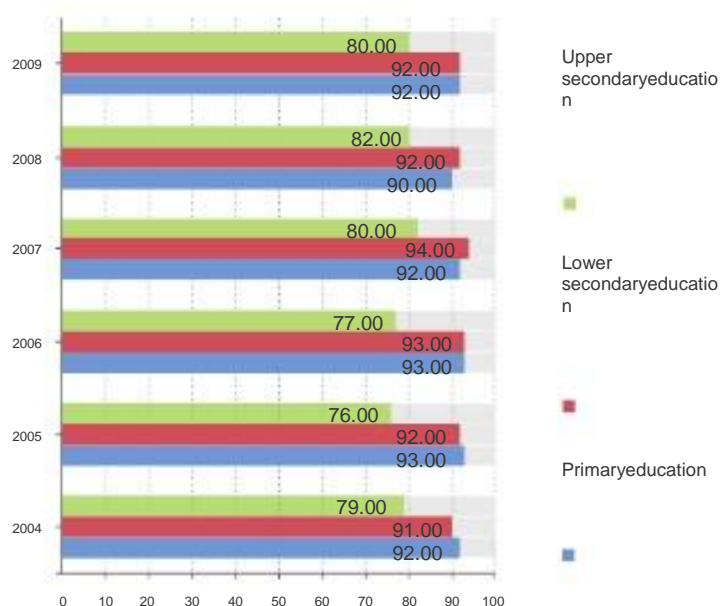
■ Achieving universal primary education means more than full enrollment and literacy. It also means that children receive quality education which could prepare them for upper level education, better skills and employment opportunities.

■ Progress has been made when it comes to achieving universal primary education for all children in Kosovo. However, the challenge still

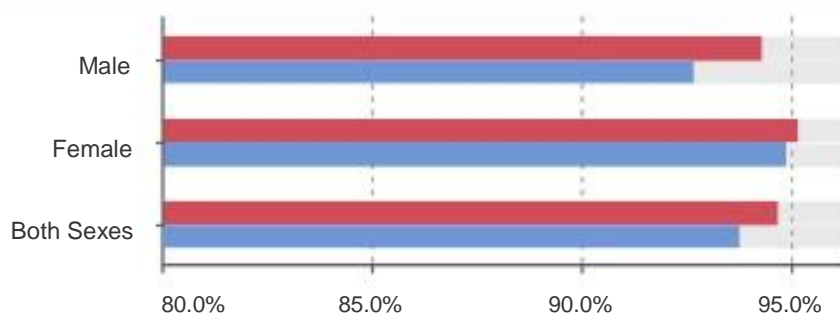
remains to provide better conditions for enrollment to children with special needs, minority and vulnerable groups who normally do not have access to basic education.

■ Progress in the ratio of attendance between girls to boys in all levels of education has been little. The gap widens in the upper level of education where for every 100 boys, there are only 80 girls. An equal participation in education is essential to ensuring a bright future and perspective for all the population of Kosovo.

Girls to boys ratio in education system



■ Students starting grade1, reaching grade 5



	Both Sexes	Female	Male
■ 2005/2006-2009/2010	94.7%	95.1%	94.3%
■ 2004/2005-2008/2009	93.7%	94.9%	92.7%





Target 5: Eliminate gender disparity in all levels of education by 2015	Equal girl's enrollment in primary, secondary, and tertiary education	48.3 % in kindergarten 47.9 % in grade 1-9 44.5 % in grade 10-12 48.9 % in bachelor 41.7 % in masters 38.0 % in doctorate
	Women's share of paid employment	28.4 %
	Proportion of seats held by women in national parliament	31.0 % (37 out of 120 seats)

Source: SOK (2009), MEST (2009), UNICEF (2008)

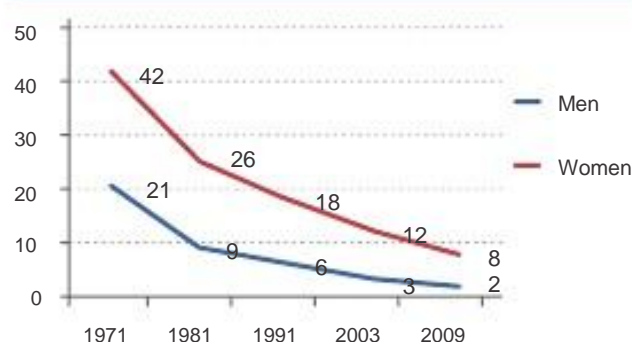
Key Messages:

- Kosovo ranks with 0.76 on the Gender Development Index, the lowest in the Balkan region.
- Gender disparity in Kosovo remains an issue of concern. Although figures show a less negative position of girls in the education system, it can be clearly noted that they are disproportionately represented in all levels of education.
- Women are disadvantaged in the economic sector. Unemployment continues to be a big challenge for women. Of those women who are a part of labor force (only 28.4%), only 12% are thought to have a permanent full-time job. Only 6% (SOK 2009) of women account for Kosovo's business owners.
- The representation of women in the Assembly of Kosovo is positive, and second highest in the region; this is mainly due to electoral quota put in place. However, women do not enjoy enough influence in decision-making processes of political party structures.
- The number of women in decision-making positions remains minimal. None of the municipalities or municipal assemblies is led by women; only two of 17 ministries of the central government have women ministers.

Current Progress: Achievements and Shortfalls

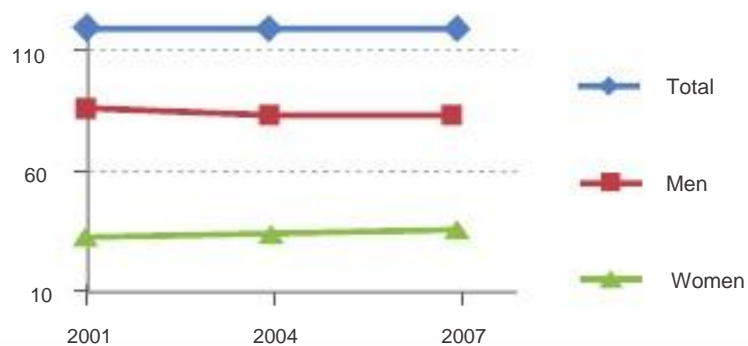
- Progress has been made in a number of areas. The illiteracy rate for women continues to fall, however there is still a visible gap between percentage of literate men and women. Also, a significant gender gap remains in both rural and RAE communities.
- The ratio of boys to girls in primary education is unchanged since the 2004 report at 52:48. This number falls to 44% for girls in the latter grades of secondary education. Also, a significant gender gap remains in both rural and Roma communities.
- The numbers of women in Kosovo's parliament has increased from 28% in 2004 to 31% in 2010. Kosovo's Gender Empowerment Indicator ranks higher, due to 30% of seats in parliament; it scores 0.465, placing Kosovo approximately in 52nd place globally.

Percentage of Illiterate Population by Gender



Source: World Bank (2001, 2005, 2007), UNDP (2007)

■ Share of Parliamentary Seats by Gender



Source: SOK





Target 6: Reduce mortality of under-five-year-olds by two thirds	Under-five mortality rate	69 per 1,000 live births
	Mortality rate under 1 year	35 to 49 per 1,000 live births (outdated, since 2003)
	Perinatal mortality rate	19.3 per 1,000 live births
Target 7: Ensure measles immunization for all children	Proportion of 1 year-old children immunized against measles	94 %

Source: SOK (2003), MoH (2010), NIPH (2009)

Key Messages:

■ Despite slight improvements, the health sector remains one of the most vulnerable amongst public service sectors in Kosovo.

■ The child health status in Kosovo is considered the poorest compared to the rest of Europe and neighboring countries. The infant mortality rate is considered between 35 to 49 per 1,000 live births, whereas under-five mortality rate even higher: 69 per 1,000 live births (DHS 2003, SOK).

■ The immunization services are functional with average 95% of children vaccinated and financed by the governmental budget. In 2009, 94% of children are vaccinated against Measles, Mumps and Rubella – MMR antigens (National Institute of Public Health - NIPH 2009). Immunization coverage

remains much lower among Roma, Ashkalia, Egyptian communities.

Current Progress: Achievements and Shortfalls

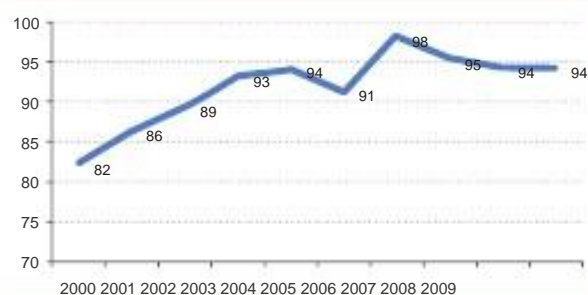
■ Progress is difficult to measure on the health of children and health in general considering the quality of data available.

■ Perinatal mortality rate continues to be on a positive declining trend: from 29.1/1000 lives in 2000 to 19.3/1000 lives in 2009 (Perinatal Situation in Kosovo for 2000 – 2009,

■ Immunization against measles continues to remain at a high level. Minority groups such as Roma, Ashkali and Egyptian communities and children from rural areas face more difficulties in getting immunized.

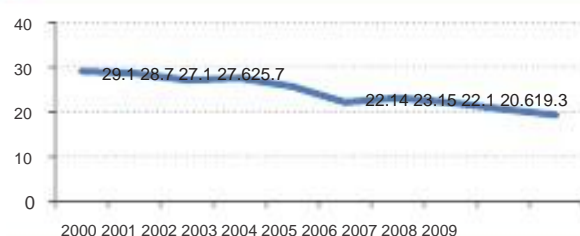


■ MMR coverage



Source: NIPH

■ Perinatal Mortality Trend for Years 2000 - 2009



Source: Perinatal Situation in Kosovo for 2000-2009, MoH, KMChCC, KOGA, KPA, NIPH (2010)



Target 8: Reduce maternal mortality by three quarters	Maternal mortality ratio	43.3 in 100,000 births
	Proportion of births attended by skilled health personnel	98.0 %
Target 9: Ensure access to reproductive health	Contraceptive prevalence rate	63.3%
	Antenatal care coverage (at least on visit and at least four visits)	78.1% attended 4 or more visits 4.2% attended 1 visit

Source: Perinatal Situation in Kosovo for 2000-2009, MoH, KMChCC, SOK (2008), UNICEF (2009), UNFPA (2003), IOM (2003), RC (2006)

Key Messages:

- The maternal health status in Kosovo is considered to be among the poorest compared to the neighboring countries and rest of Europe.
- Maternal mortality ratio poses great concern. 12 Maternal deaths have officially been registered in 2009. (Perinatal Situation in Kosovo for 2000 – 2009). It is estimated that around 43.3 mothers die in 100,000 births.
- Access to health personnel during birth is at a relatively high level with 98.0% of births attended by skilled health personnel.
- Quality and access to antenatal care not fully satisfactory. In 2009 it is reported that the number of antenatal visits has been more than 4 in 78.1% of the cases, whereas only 4.2 attended only 1 visit (Antenatal Care in Kosovo: Quality and Access, UNICEF, 2009). Most antenatal visits were ultrasound which is not the proper and quality care. Roma, Ashkali and Egyptian communities receive poorer quality care.

- Correlation between poor health services and maternal mortality ratio is quite strong. Reports reveal some concerning information in terms of quality of services where 16.5% of women claim that they were not offered any health advice for pregnancy; there is still a high percentage of cases (from 15 to 45 percent depending on region), where the decision for an antenatal visit is made by somebody else instead of the pregnant women, and 12.9 percent of women confirmed that they smoked during pregnancy.

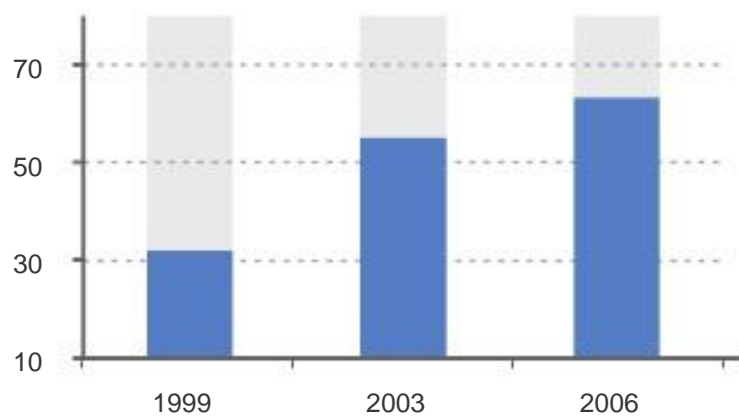
Current Progress: Achievements and Shortfalls

- This particular Goal on mother's health is difficult to measure considering the quality of data available. Most of these data are outdated as they go back to 2003. There are several ongoing researches by UN Agencies. The results of these researches will be available at a later date.
- Maternal mortality ratio shows an increasing negative trend from 2000 to 2009 where the number of maternal mortality ratio per 100,000 births is doubled to 43.21. Although data suggests that there was a decline from 2004-2007, it cannot be determined since the reporting and quality of data is still disputable.
- The percentage of women practicing forms of contraception has increased from 2003 to 2006 by 8%. However, the increase is still far from universal among all women in Kosovo. Further advocacy, education about the use as well as supply of contraceptives is necessary.

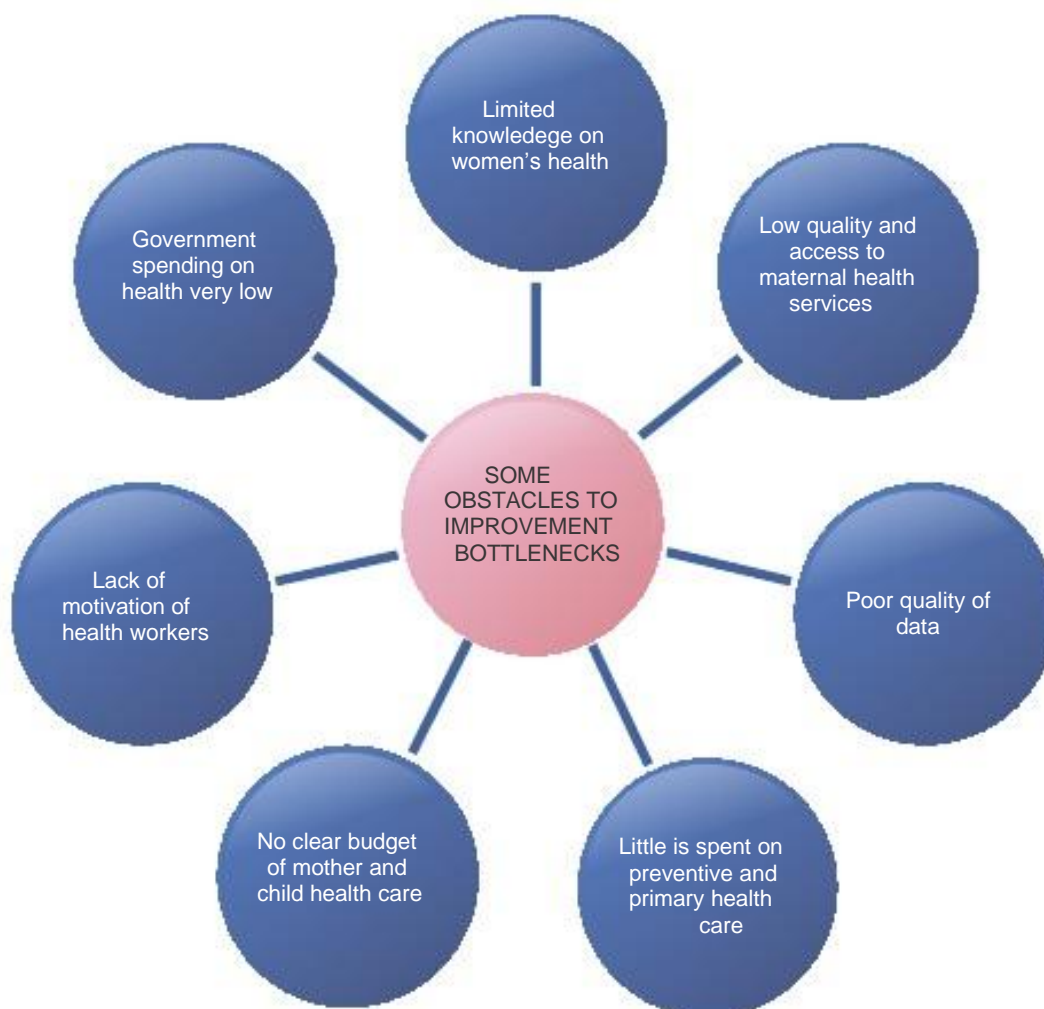
	Number of reported deliveries	Number of reported Maternal deaths	MMR (in 100,000)
2000	39.091	9	23
2001	39.578	5	12.6
2002	35.391	7	20.0
2003	31.932	7	22
2004	30.925	3	9.7
2005	29.056	2	6.88
2006	28.404	2	7.0
2007	27.856	3	10.8
2008	28.178	8	28.4
2009	27.718	12	43.31

Source: Perinatal Situation in Kosovo for 2000-2009, MoH, KMChCC, KOGA, KPA, NIPH (2010)

Contraceptive Prevalence Rate



Source: SOK, UNFPA, IOM (2003); Red Cross (2006), UNDP (2007)





Target 10: Halt and reverse spread of HIV/AIDS	Prevalence aiming groups at higher risk of HIV Exposure and prevent HIV form spreading into other groups of general population (source: Kosovo Strategic Plan on HIV/AIDS 2009-2013)	Less than 5%
	Proportion of population aged 15-24 years with comprehensive correct knowledge of HIV/AIDS	18.0 % men 17.0 % women
Target 11: Halt and reverse spread of tuberculosis	Tuberculosis incidence rate/100,000	43/ 100,000

Source: SOK (2003), MoH (2010), NIPH (2009)

Key Messages:

■ Based on existing data and UNAIDS classification system Kosovo remains a low – level HIV epidemic place, but factors that increase risk HIV transmission remain high: high poverty and unemployment rate, increased number of drug users, sex work related with crime, stigmatized and discriminated Man having sex with man (MSM) community, high percentage of youth among general population, with changing social norms including sexual behavior, presence of the large mobile population.

■ The risk factors become more potential in a health sector with difficulties in responding to the needs of different groups of population with a low level of HIV/AIDS knowledge among youth in Kosovo.

■ During 2009 there were 6 new registered cases with HIV, of those 5 male and 1 female, of those 2 children 2 and 4 years old (first child cases registered). During 2000 – 2009, 44 HIV cases were registered of those 8 AIDS developed and 6 died.

■ Kosovo has the largest incidence of tuberculosis in Europe. Incidence rate of tuberculosis in 2009 has been registered as 43 in 100,000 people.

Current Progress: Achievements and Shortfalls

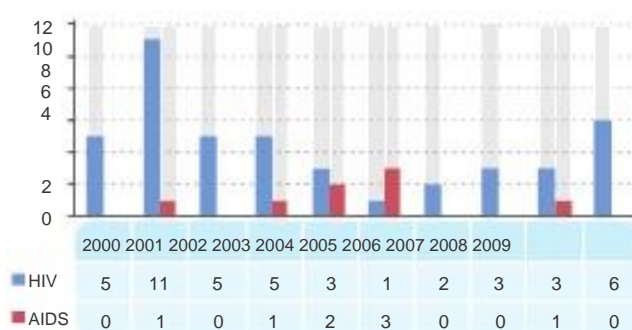
■ Number of HIV/AIDS cases is relatively small in Kosovo. However, HIV/AIDS registered cases have increased after the 2000. This was attributed to functional structures, service provision at the Voluntary Counseling Testing Centers and

numerous health promotion programs mainly financed by donor community.

■ In 2005, the number of new cases reported was half of the figure reported for 2001, while the number of recurrent cases decreased to more than half of that reported in 2001 (from 105 cases in 2001, to 40 in 2005).

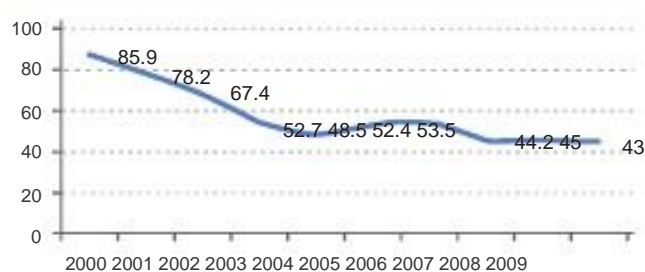
■ The incidence of tuberculosis has shown a positive decreasing trend. Tuberculosis incidence rate has halved from 85.9% in 2000 to 43% in 2009.

HIV and AIDS in Kosovo during 2000 -2009



National Institute of Public Health 2000-2009

Incidence of Tuberculosis



MH 2000-2009





Target 12: Reverse loss of forests	Proportion of land area covered by forest	41.0 % (450,000 hectares)
	Protected area	4.25% (46 437 hectares)
	Co2 emissions per capita	3.3 ton CO2 per capita
	Proportion of terrestrial areas protected	4.36 % of Kosovo territory (46,362 hectares)
	Proportion of species threatened with extinction	27 taxa (rare and endangered plant species) 10 taxa (protected species and rare and endangered mammals)
Target 13: Halve proportion without improved drinking water	Proportion of population using improved drinking water source	73 % supplied with water 27 % covered by other water supply
Target 14: Halve proportion without sanitation	Proportion of population using an improved sanitation facility	2,5 out of 4 (rates from Kosovo Mosaic 2009)

Source: MESP (2010), SOK (2008), UNDP (2010), KINP (2005)

Key Messages:

■ Only 4.25% of Kosovo's territory is under protected natural areas, counting a surface of 46 437 /ha. Another 195 areas are proposed to be protected accounting for more than 50000 hectares. When such initiatives will take place, Kosovo will have protected almost 10% of its land area, which could help meet the target.

■ Degradation of forests (over-harvesting of fuel wood, illegal hunting, spread of fire, illegal trade of species, un-controlled and illegal construction, sand and gravel mining in rivers and mountains) has a negative effect on protection of biodiversity, extinction of species and habitat loss.

■ Dragash region contains most of the rare and endangered species in Kosovo. There are 27 taxa of rare and endangered plant species, and 10 taxa of protected species of rare and endangered mammals. If no adequate institutional attention is given to the protection of these species, Kosovo runs the risk to allow some of them to go extinct.

■ Around 73% of the population is supplied by the water management system. Of the total

quantity of water produced, only 50% is sold, the other 50% is either lost from the system through leakages (technical losses) or not billed (commercial losses).

■ Around 27% of the population uses other water supplies, mostly household wells. The quality of water from wells is not controlled or disinfected; users are prone to toxics, infections and diseases.

■ There is no wastewater treatment in Kosovo. Sewerage is dispersed into open areas. The first urban wastewater treatment plant has been constructed in Skenderaj but it is not yet fully operational.

■ Around 71% of Albanians, 69% of Serbs and 80% of other minorities are connected to sewerage systems. The rest of the population mostly uses septic holes.

■ There is no system for monitoring sewage discharge and treatment of municipal wastewater is virtually non-existent. Only a few, Kosovo Force (KFOR) camps and the hospital complex of Pristina have biological treatment plants.

Current Progress: Achievements and Shortfalls

■ The environmental situation in Kosovo requires extensive research, analysis and evaluation; the outcomes require new and reliable data. Lack thereof, makes it difficult to determine the progress on the field.

■ Contamination of water bodies by discharging wastewater to the rivers is continuing, as there is no wastewater treatment plant.

•Pollution of air due to operation of power plants, traffic and other industrial facilities remains the same.

■ Overall environmental situation in Kosovo continuous to be worrisome, with some observations from the field which show no significant improvement o date.

■ Kosovo environmental legislation is building up and it is being harmonized with the EU legislation. However, enforcement and implementation of laws is still weak.





Target 15: Develop further an open rule-based, predictable, non-discriminatory trading and financial system	Net Official Development Assistance (ODA)	Less than 1% (tbc)
Target 16: : In cooperation with the private sector, make available benefits of new technologies , especially information and communications	Household possession of landline telephones	40%
	Household possession of mobile telephones	82%
	Household connected to the internet	39%

Source: SOK (2003), MoH (2010), NIPH (2009)

Key Messages:

■ The official development assistance by developed countries continues to be crucial in supporting Kosovo to face its developmental challenges and balance its accounts. Since 1999, the donor community has been heavily involved in developmental and institution building efforts in Kosovo. The development aid still accounts for a considerable portion of the GDP of Kosovo.

■ Access to technology (telephones, computers and internet) is widely available throughout Kosovo, but not fully universal. Remote areas, minority groups, the poor, elders and other vulnerable groups have difficulties to be in possession of technology due to mainly lack of financial, infrastructural or technical capacities.

■ The population in the urban areas has easier access to technology; private sector is more prevalent and focused since the larger portion of the market could be found in populated areas.

Current Progress: Achievements and Shortfalls

■ Although still high, development aid has decreased over years as Kosovo has moved away from post-conflict recovery and into a higher degree of institutional and economic maturity.

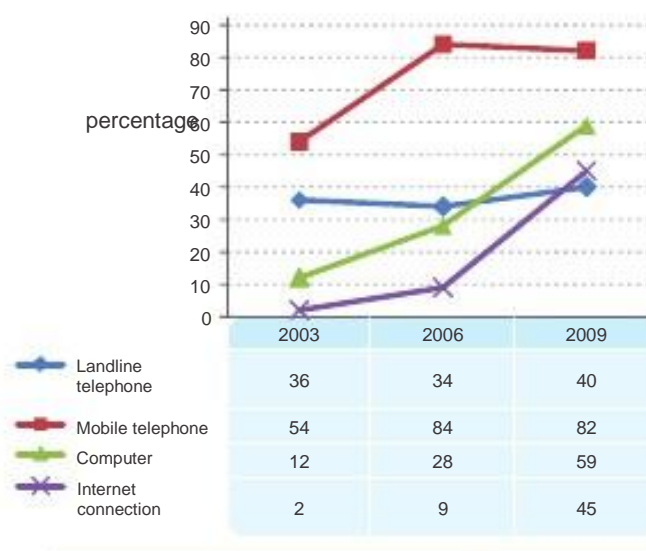
■ During the Kosovo Donor Conference 2008 in Brussels, the international community has pledged around \$1.2 billion of aid for the period of 2009 - 2013. European Union and the United States remain as the largest donors.

■ The Directorate for Coordination of Development at the Ministry of European Integration has become operational and is in

charge of implementing the coordination of donors as well as promoting an increase of efficiency of aid. Aid Management Information Platform has been established in 2010, including major donors in Kosovo. A detailed report on donations and ODA will be launched by end of 2010. Additional coordination capacities are needed in order to ensure proper flow of information and a reliable database on aid management.

■ Access to technology has become more prevalent since 2000. There has been an increasing positive trend, especially with mobile telephones, computers and internet. Access to internet has increased from 2% of population in 2003 to 45% in 2009. Similar increase can be seen with computers and mobile telephones.

Access to information and communication technologies



Source: UNDP (2009)



End Notes

MDG progress in Kosovo

In 2008, Kosovo Institutions committed themselves to work towards achieving the MDGs by 2015, and to annually hold a Parliamentary session to report on the progress. The perception is that the Kosovo Government has not yet taken full ownership over this process. While the central statistical system – the SoK – is still in the process of developing its capacities, the UN Agencies continue to support the AoK and relevant Kosovo institutions in data gathering.

The eight MDGs consist of twenty-one targets and sixty indicators. For the purpose of this Factsheet, the UNKT together with the SoK have been able to provide information only about sixteen relevant targets and thirty four indicators. Some targets are not relevant to Kosovo; others could not be quantified due to lack of reliable data.

Methodologies used during research

The MDG Factsheet is a compilation of basic available and most recent data gathered by an Expert Team, part of the UNKT Statistical Theme Group. The exercise was implemented by the UNDP Project 'MDGs in the Assembly of Kosovo', with extensive support of all UN agencies in Kosovo. For each MDG goal, there was a designated UN lead Agency which is specialized and responsible for developing the methodologies and data collection. The list of lead agencies and authors is presented on the first page of the document.

Due to lack of population census since 1981, the exact number of Kosovo habitants for this factsheet is considered to vary from 1.9 million to 2.1 million (WB and SOK). Since the exact number of the population cannot be determined therefore taken as a basis, some data will vary in their range (ex. "under one mortality rate: 35 – 49 in 1,000 live birth).

Another sensitive statistical issue is related to poverty rates. Different results have derived depending on the research methodology and indicators used. For example, the WB data on poverty shows an increase of poverty (from 43.6 in 2007 to 45% in 2009) because of the data gathering methodological change. Further accounts on the poverty levels in Kosovo will be outlined in the

UNDP Human Development Report (HDR) 2010 on Social Inclusion. The data for HDR 2010 have been derived by the 2009 Household Budget Survey, which is expected to be published in November 2010.

Poverty numbers may vary between this MDG Factsheet and the HDR on Social Inclusion or the WB Household Budget Survey, due to methodology used and sample size. Still the aim is to keep the MDG reporting consistent to the previous reporting model, in order to keep measuring progress along same targets.

Stronger statistical system

Since 2000, with the endorsement of the Millennium Declaration at the UN Headquarters, report on progress towards the MDGs has been requested. These efforts have called on increasing central and national statistical capacities worldwide to produce, analyze and disseminate data.

First efforts for reporting on MDGs in Kosovo started in 2003, when a team of UN agencies in Kosovo was put together to undertake a joint action to collect MDG data from 1999 and after. These efforts have continued until 2010 despite the lack of census, which is expected to be conducted in 2011. MDG related research has been undertaken by international and local agencies, NGOs and the Statistical Office of Kosovo. The first MDG Report was launched on 2004, followed by a second one on 2007. The third is the shortened version, the MDG Factsheet 2010.

The aim of this exercise is to gradually transfer the knowledge, capacities and work methodologies on relevant MDG indicators to the Statistical Office of Kosovo. Recently the UN Economic and Social Council endorsed a resolution adopted by the UN Statistical Commission, highlighting the urgent need to build statistical capacity in countries with limited resources.

Some initial steps have been undertaken in supporting the SoK in this direction. The UNKT has initiated a partnership with the SoK under its Statistical Theme Group, with the aim of preparing and developing a set of indicators, which could serve the Kosovo institutions in monitoring the progress of MDGs and developmental agendas over the years.



www.unkt.org
www.ks.undp.org
www.mdgmonitor.org
www.un.org/millenniumgoals
www.millenniumproject.org
www.undp.org/mdg
www.endpoverty2015.org
www.un.org/esa/desa