

SPEC Barometer

# 1st Quarter Survey

PREPARED BY: IPSOS

PREPARED FOR: 7<sup>TH</sup> GENERAL MEDIA RELEASE

RELEASE DATE: 9 SEPTEMBER 2016

© 2016 Ipsos. All rights reserved. Contains Ipsos' Confidential and Proprietary information and may not be disclosed or reproduced without the prior written consent of Ipsos.

# Contents:

1

- **Methodology: Sampling and Quality Control**

2

- **Respondents' Demographics**

3

- **Public Knowledge of County Leaders and Voters' Past/Future Choices**

4

- **Voting Bribery: Past Exposure/Acceptance, Future Appetite**

# Cautionary Point: Recent Events



Fieldwork for this survey was conducted between 4<sup>th</sup> and 18<sup>th</sup> June). During and after that time several developments occurred whose (full) impact may not be reflected in some of the results reported in this survey. Among them are:

- The President's 3-day 'development tour' in Lower Eastern (10-12 June)
- UN High Commissioner for Refugees Filippo Grandi visit to Daadab camp (10 June)
- The agreement reached between the TSC and the teachers' unions
- The agreement by Jubilee and CORD to nominate members to a special parliamentary committee to take up the issue of reform of the IEBC

# Cautionary Point: Recent Events (con't)



- Disappearance/extra-judicial killing of human rights lawyer W. Kimani and two others, followed by judiciary boycott by lawyers
- Termination of Tunoi-Kidero bribery investigation following the forced retirement of Justices Tunoi and Rawal
- Commencement of process to fill 3 Supreme Court vacancies
- Several fatal attacks on Police and public service vehicles in North Eastern by al-Shabaab
- Nairobi UNCTAD Conference
- The Auditor-General's testimony to National Assembly committee on IEBC failures in the 2013 election
- State Visits by Israeli PM Netanyahu and Indian PM Modi
- Kapenguria Police Killings by 'Rogue' Officer



- Accusations of Conflict-of-Interest of EACC Chair Philip Kinisu for Family business links with NYS/interrogation by parliamentary committee
- EACC terminates investigations against IEBC Chair Isaak Hassan and several other 'Chicken-Gate' suspects (but not former C. E. O. James Oswago and three others)
- Overt distancing by several CORD MPs from their political parties (towards Jubilee), especially in Coast and Eastern, as well as actual/threatened resignations of party posts by two Western ODM MPs; several Kisii ODM leaders announce they may reconsider their political stand
- Raila's Tour of Western region
- CORD Principal M. Wetang'ula's declaration that Raila should not be CORD's presidential flag-bearer/his subsequent 'retraction'



- Nairobi hosts 6<sup>th</sup> Japanese international TICAD conference with 35 African Heads of State
- Teachers' union (KNUT) demands 300% salary increases threatening future strike action
- Three Police officers arrested in connection with the death of Meru hospital nurse, Job Omariba, whose body was found at Salama off the Nairobi-Mombasa road
- Continuing (from May) pilot-project distribution of computer-tablets to primary schools
- Parliamentary re-instatement of school ranking for 2017
- Development tour of the Coast by President and DP (August)
- ODM 10<sup>th</sup> year anniversary celebration (September)
- Merger of Jubilee-aligned political parties (September)



# METHODOLOGY

Dates of Fieldwork	4 <sup>TH</sup> - 18 <sup>TH</sup> June, 2016
Sample Size	2,067 (Total Individual Contacts: 6,299)
Sampling Methodology	Random, Multi-stage stratified using PPS (proportionate to population size)
Population Universe	Kenyan adults, aged 18 and above living in Urban and Rural areas
Data Collection Methodology	Face-to-Face interviews at the household level
Sampling Error	+/-2.16% with a 95% confidence level <b>(Note: Higher error-margins for sub-samples)</b>
Interview Languages	English, Swahili, Somali

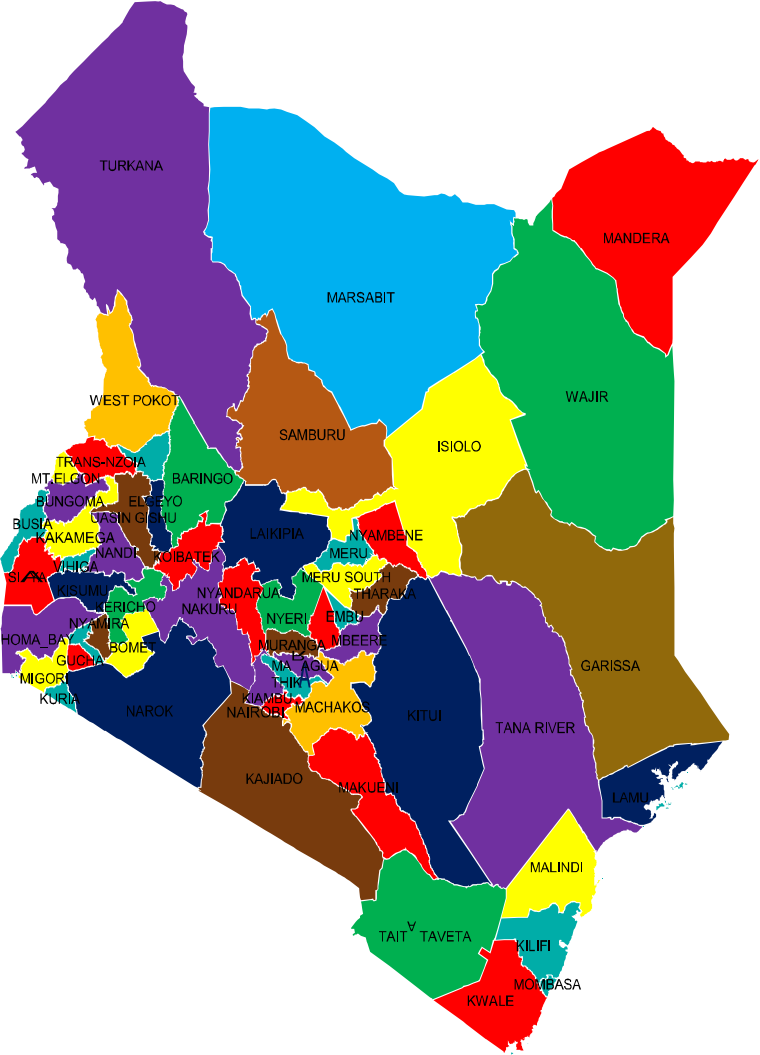


# Sample Structure Statistics

Ipsos Public Affairs

Region	Sample Frame statistics (June 2016) *Weighted data	% of Sample	Population Census as at 2009 Adults (18 years +)	% Of Population
Central	272	13	2,548,038	13
Coast	183	9	1,711,549	9
Eastern	310	15	2,907,293	15
Nairobi	218	10	2,042,770	10
North Eastern	90	5	929,158	5
Nyanza	272	13	2,547,980	13
Rift Valley	511	25	4,795,482	25
Western	210	10	1,980,090	10
<b>TOTAL</b>	<b>2,067</b>	<b>100</b>	<b>19,462,360</b>	<b>100</b>

# KENYA County Map



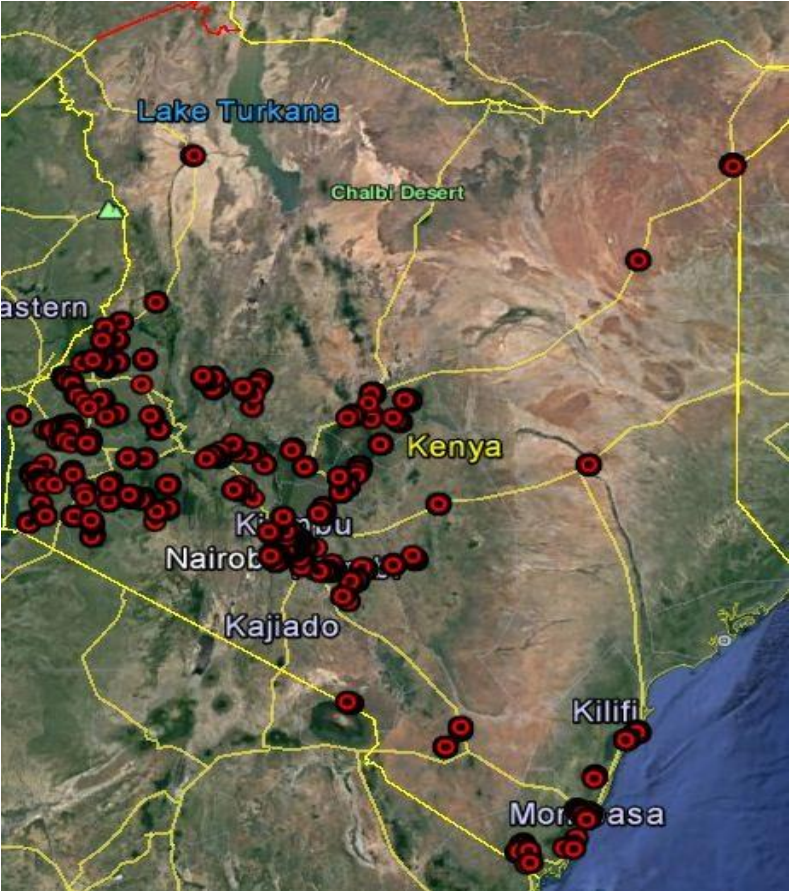
# COUNTY SIZE = COUNTY POPULATION



# KENYA POPULATION DENSITY



# FIELDWORK SAMPLE MAPPING (ACROSS 41 COUNTIES)



## IPSOS EMPLOYS QUALITY CONTROL MEASURES TO ENSURE THE HIGHEST POSSIBLE INTEGRITY OF OBTAINED RESULTS/DATA

- For at least 15% of the interviews, a supervisor is present throughout
- Field managers visit at least 15% of the respondents in the sample at their households to confirm the interviews (i.e. back-checking).
- After the interview data are electronically transmitted to the Ipsos server: an independent team then makes random phone calls to 20% of the respondents to confirm that the interviews were conducted with the said respondents (i.e., telephonic back-checks).
- Mobile data collection platform captures gps location (latitudes and longitudes) of interviews conducted to verify the locations of the interviewers in the field alongside allowing silent recording.
- Logical data checks are made on selected questionnaire entries to ensure conformity with the flow of the questions answered by the respondents.
- Sample quotas were monitored to match the sample's statistical parameters.



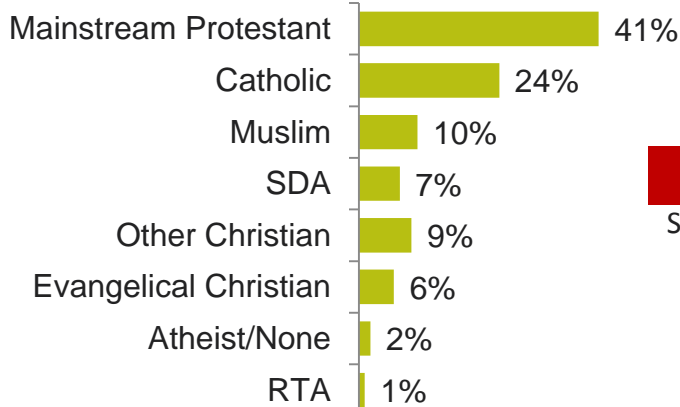


# RESPONDENTS' DEMOGRAPHIC PROFILE

(Weighted for: Gender, Age,  
Region and Setting)

# DEMOGRAPHIC PROFILE

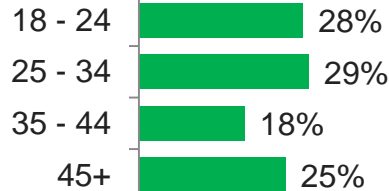
## Religion



## Gender



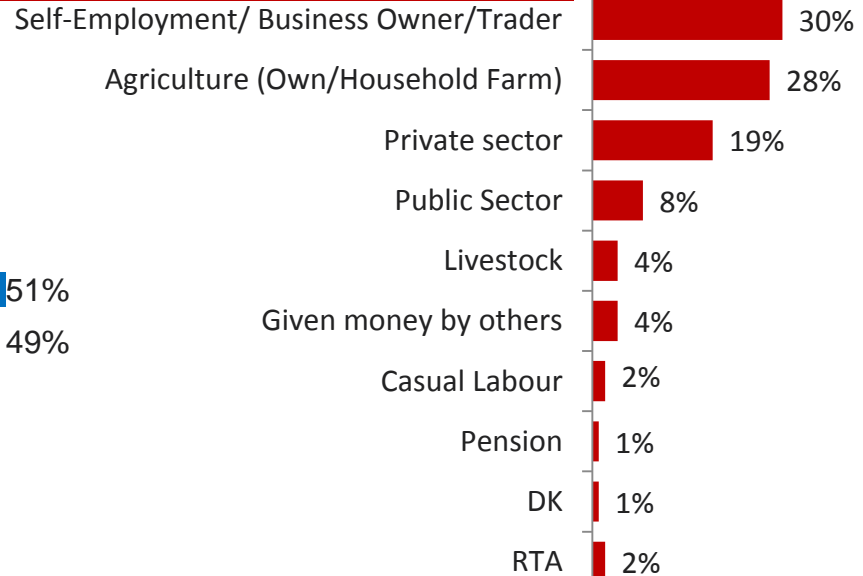
## Age



## Setting

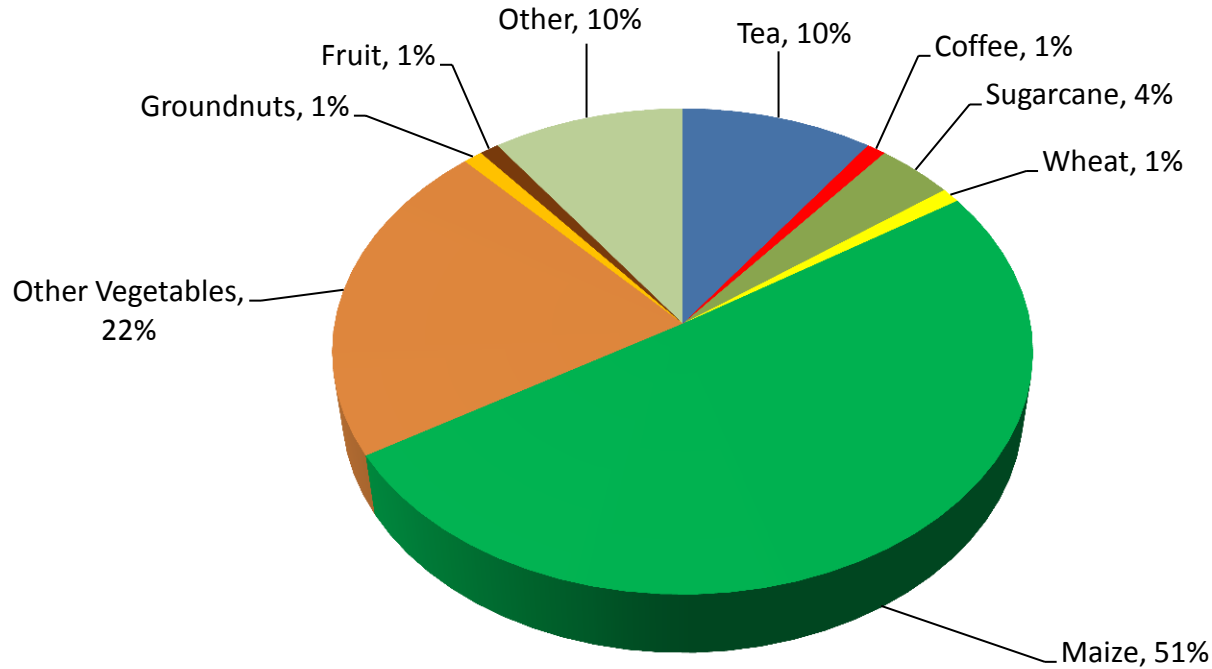


## Main Source of Household Income





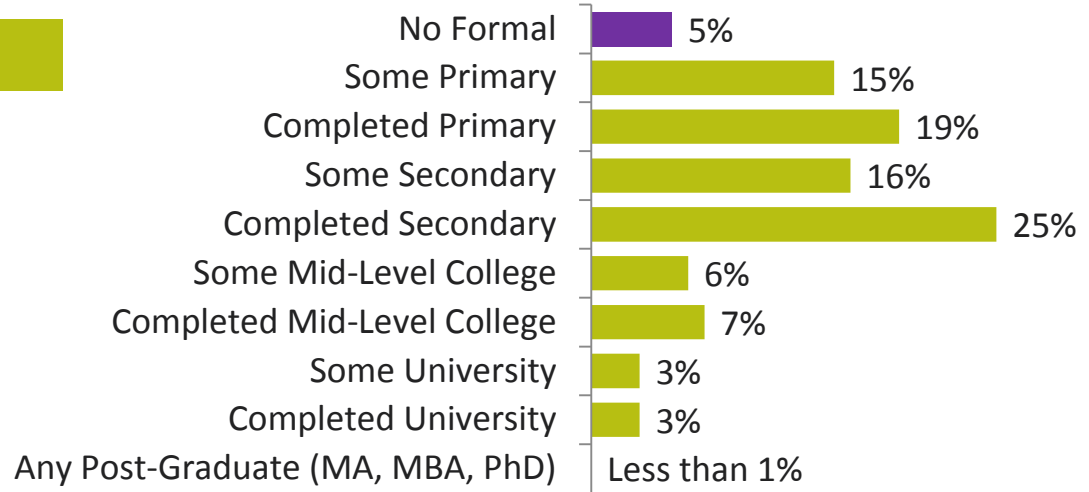
# Main Cash-Crop: *by The 28% Whose Main Source of Household Income is Agriculture*



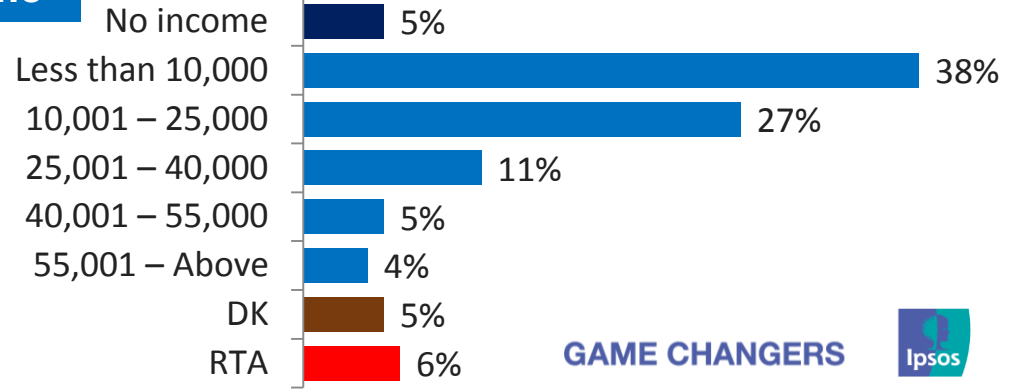
Base: (n=576)

# DEMOGRAPHIC PROFILE

## Level of Education

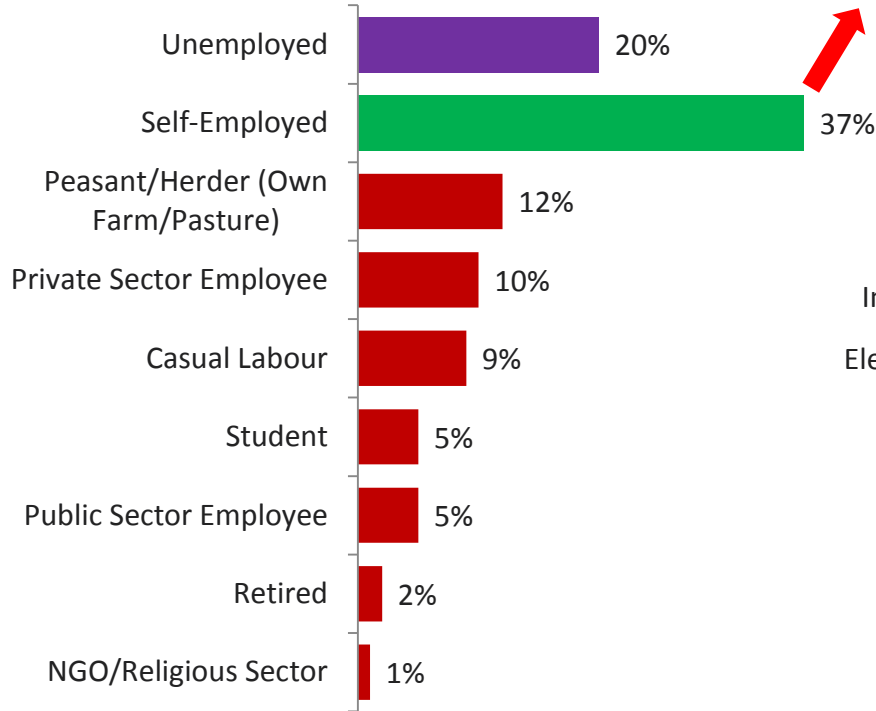


## Estimated Total Monthly Household Income



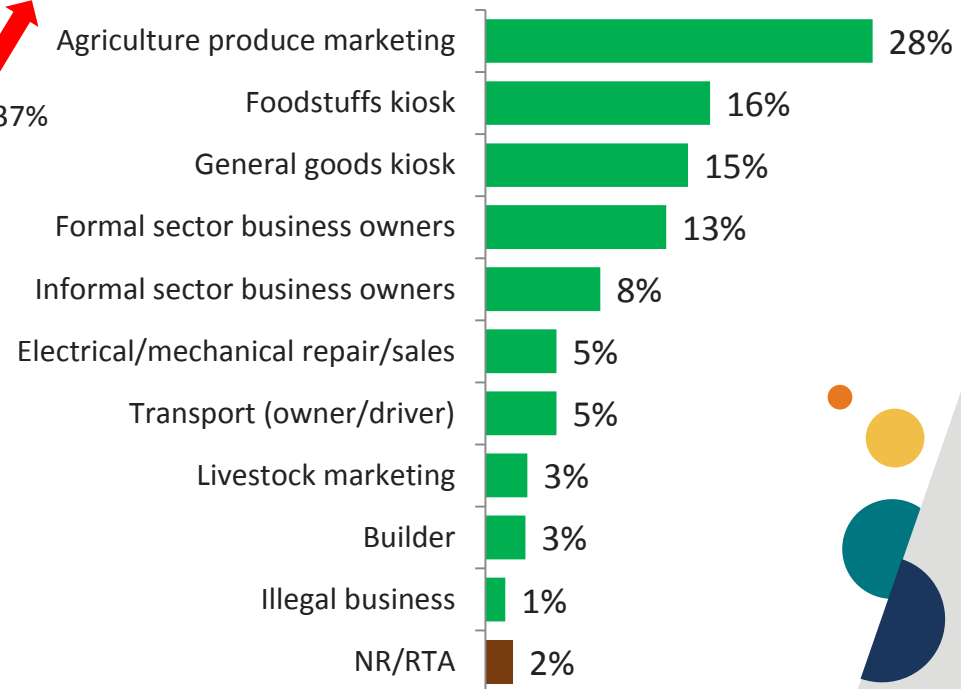
DEMOGRAPHIC PROFILE

**Employment Status**

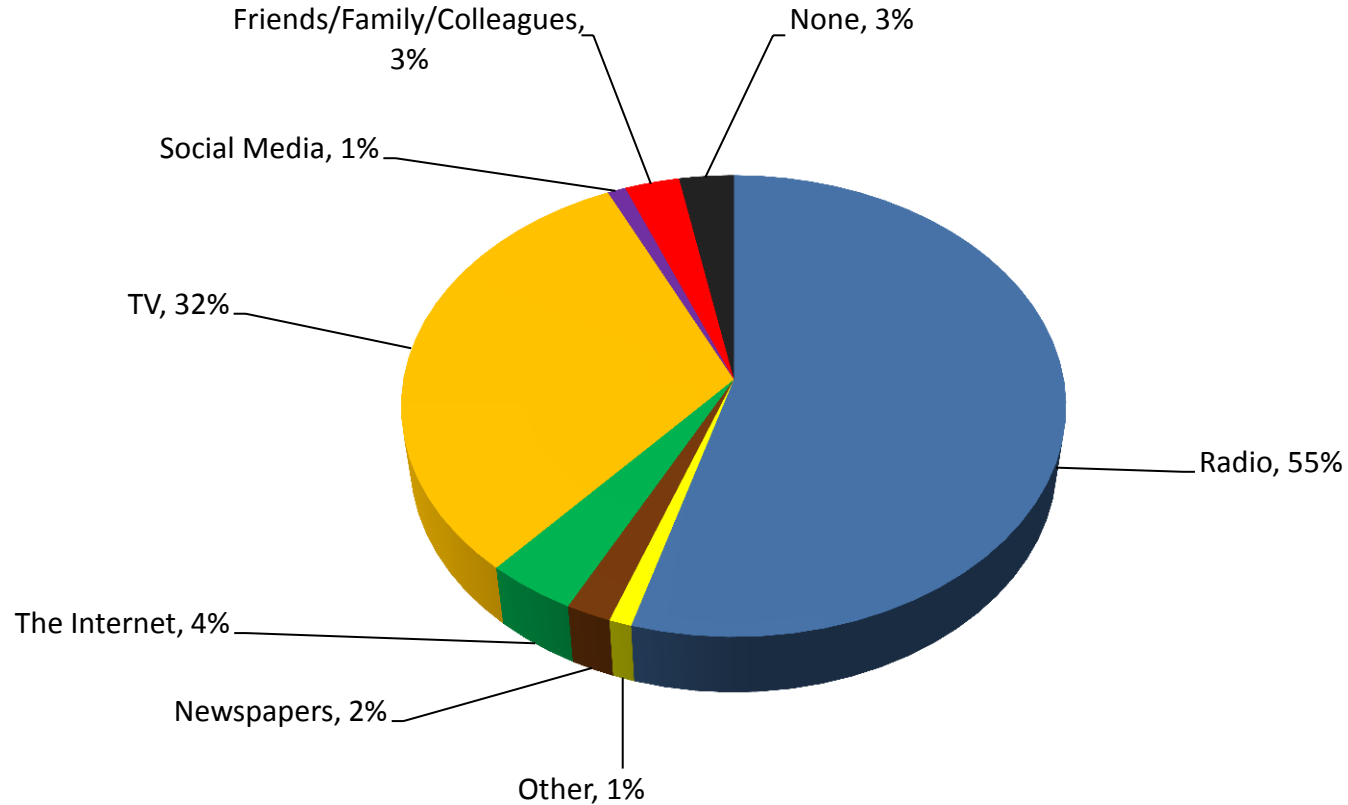


**Total Wage Employment: 16%**

**Main Source of Self Employment**



# “What is your main source of news?”: *by Total*



Base: (n=2,067)

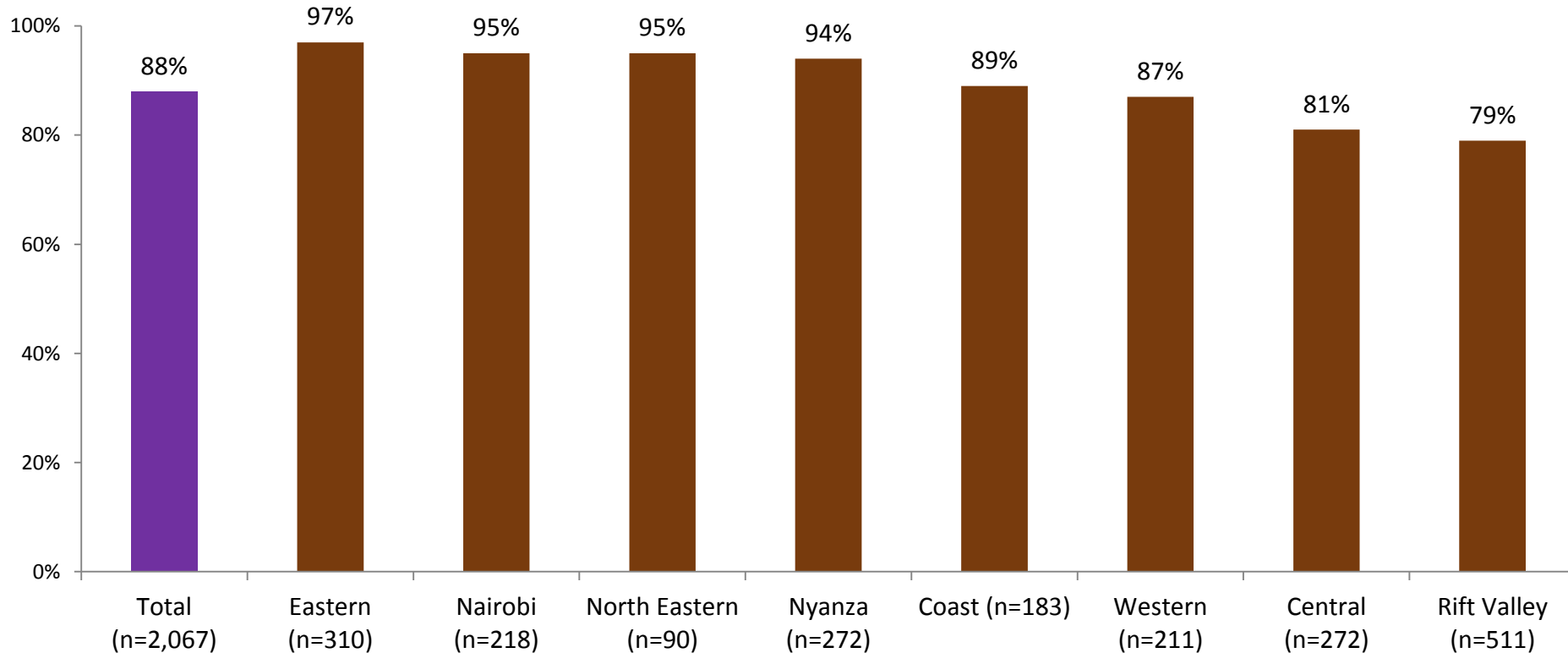


**PUBLIC  
KNOWLEDGE OF  
COUNTY LEADERS  
AND VOTERS'  
PAST/FUTURE  
CHOICES**

# “Who is your County Governor?” *by Total, Region*

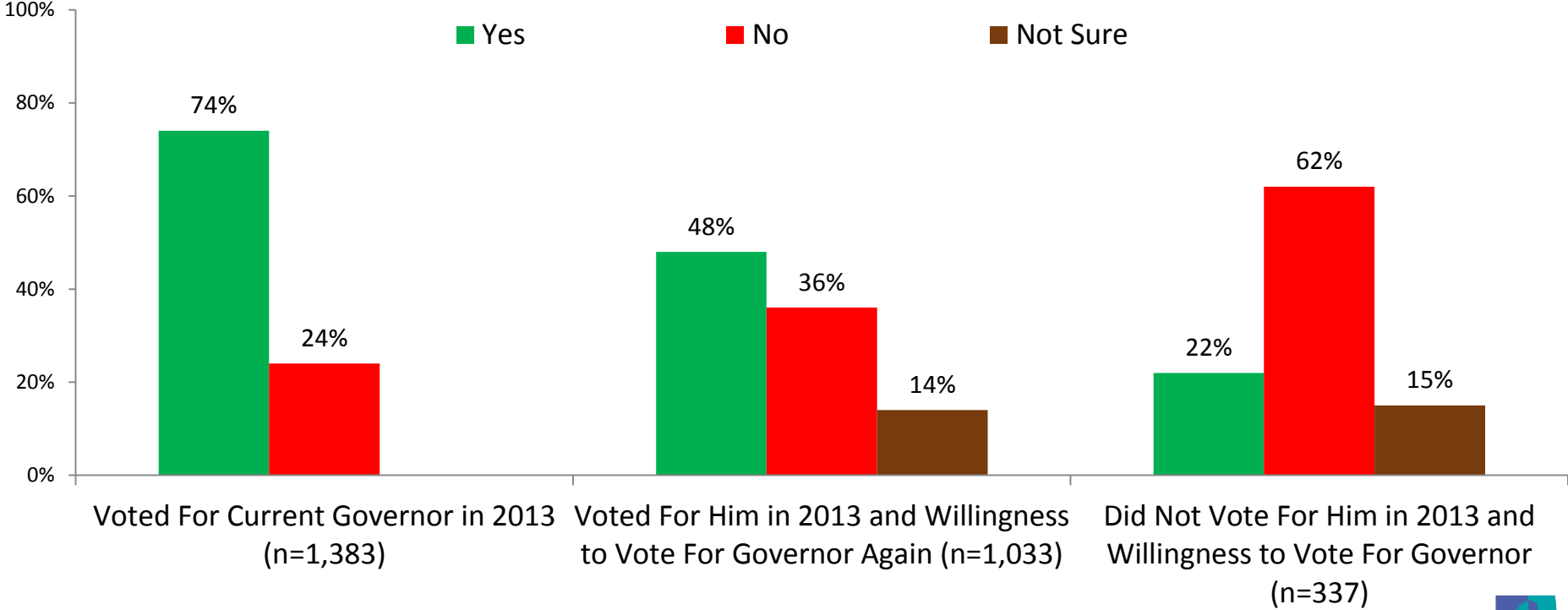
Ipsos Public Affairs

**% Giving Correct Name**



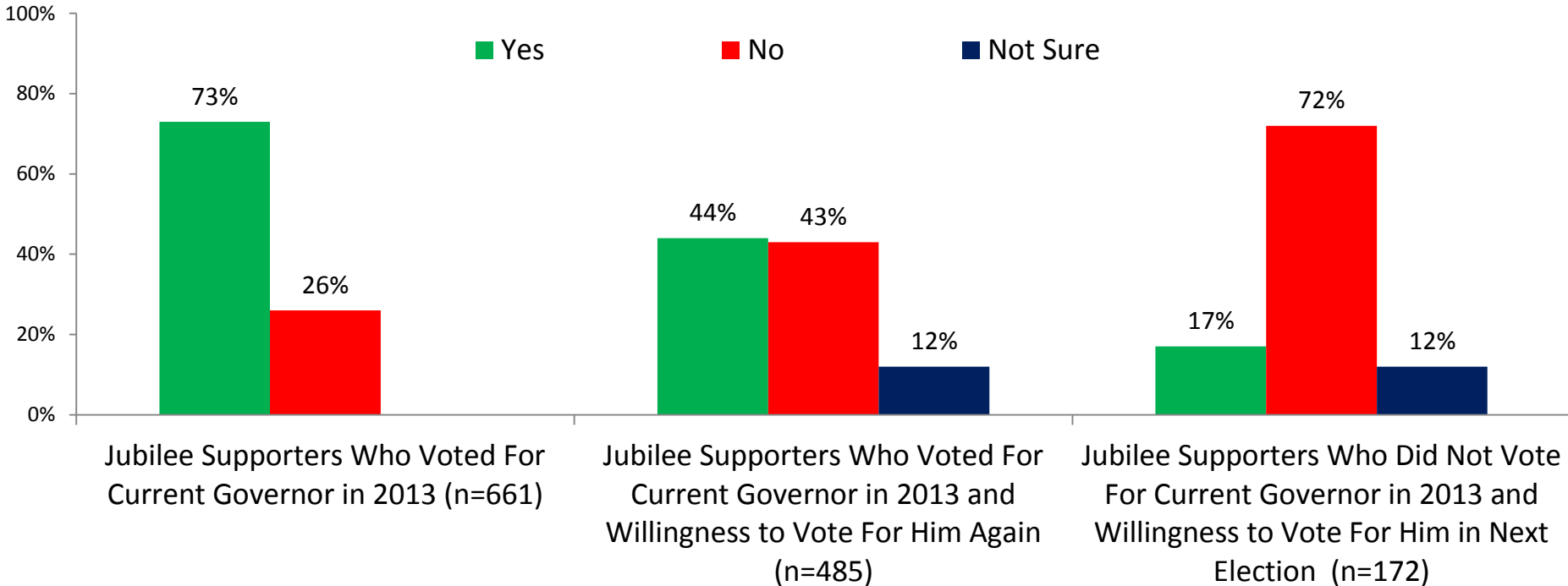
# % Who Voted for Current Governor in the Last Election/ % Who Do/Do Not Intend to Vote for Him in the Next Election:

**by Total** (Among the 67% Who Correctly Named Their Governor and Who Voted in the Last Election)



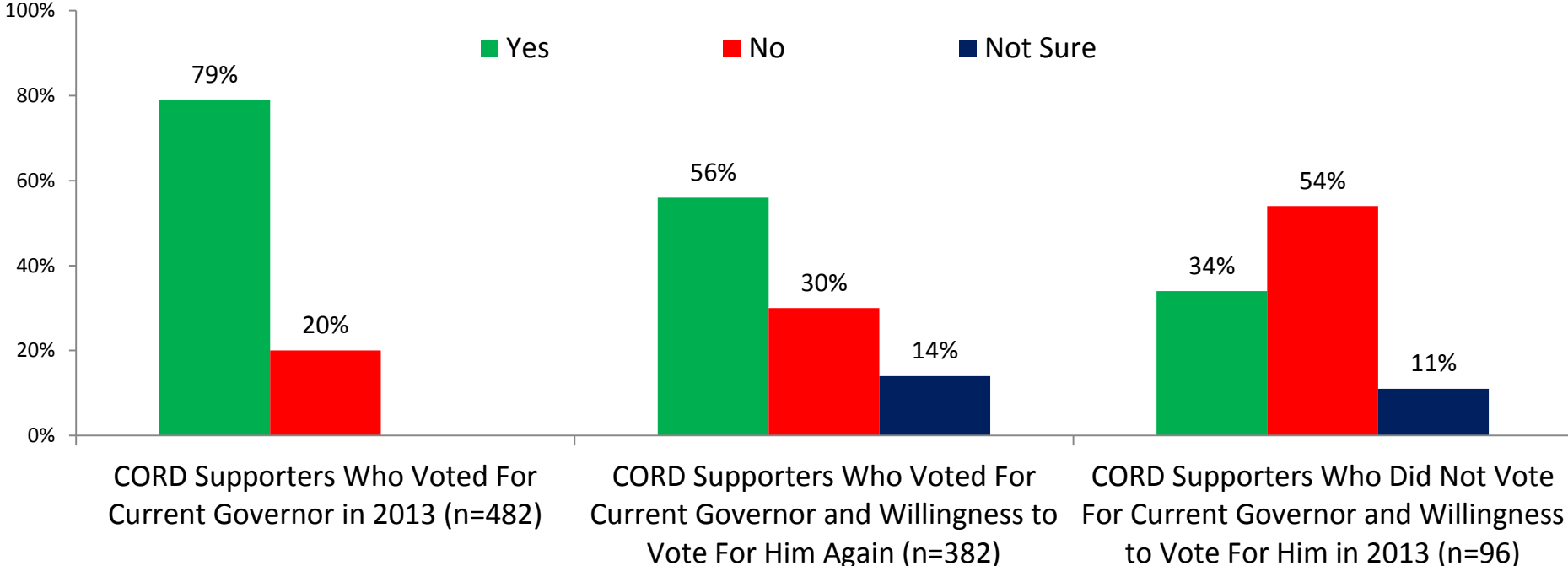
# % Who Voted for Current Governor in the Last Election/ % Who Do/Do Not Intend to Vote for Him in the Next Election:

**by Jubilee Supporters** (Among the 67% of All Those Who Correctly Named Their Governor and Who Voted in the Last Election)





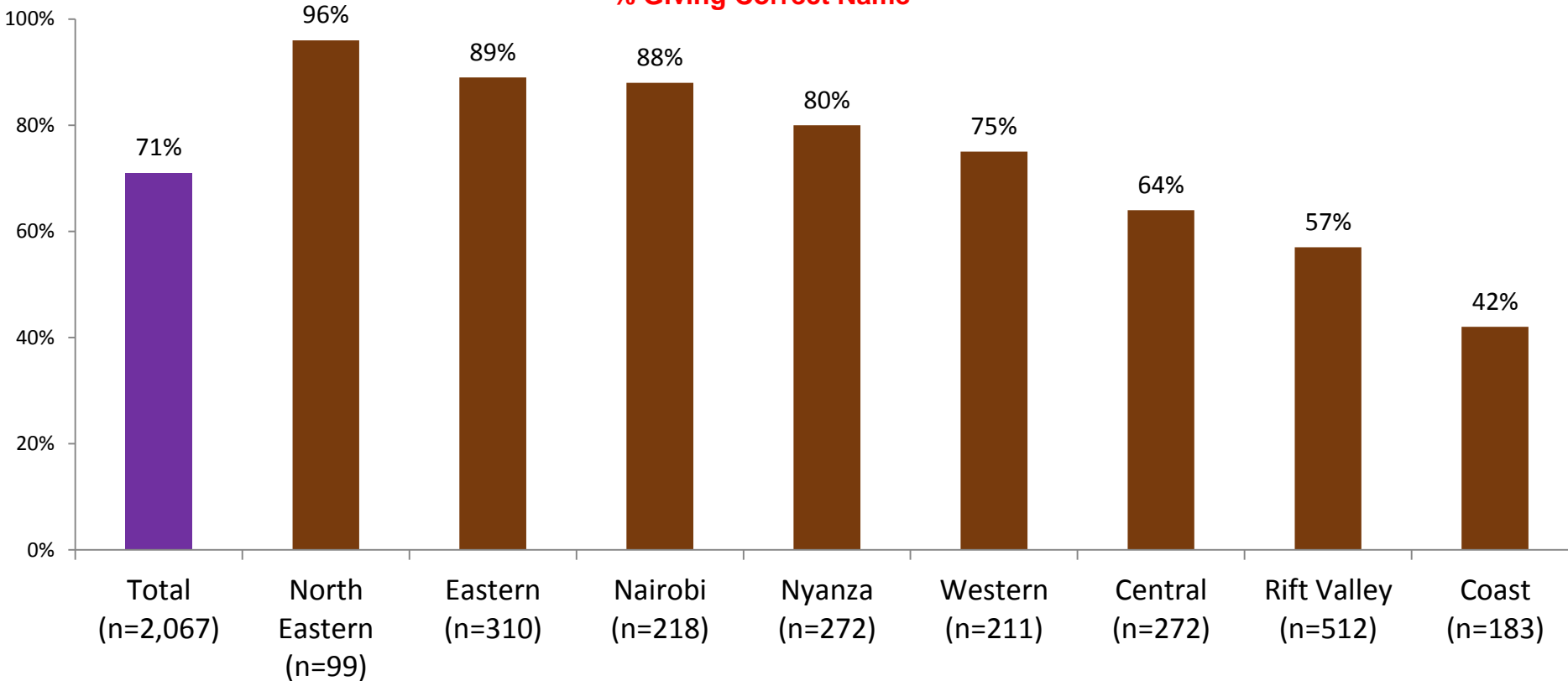
# % Who Voted for Current Governor in the Last Election/ % Who Do/Do Not Intend to Vote for Him in the Next Election: *by CORD Supporters* (Among the 67% of All Those Who Correctly Named Their Governor and Who Voted in the Last Election)



# “Who is the Senator of your County?”: *by Total, Region*

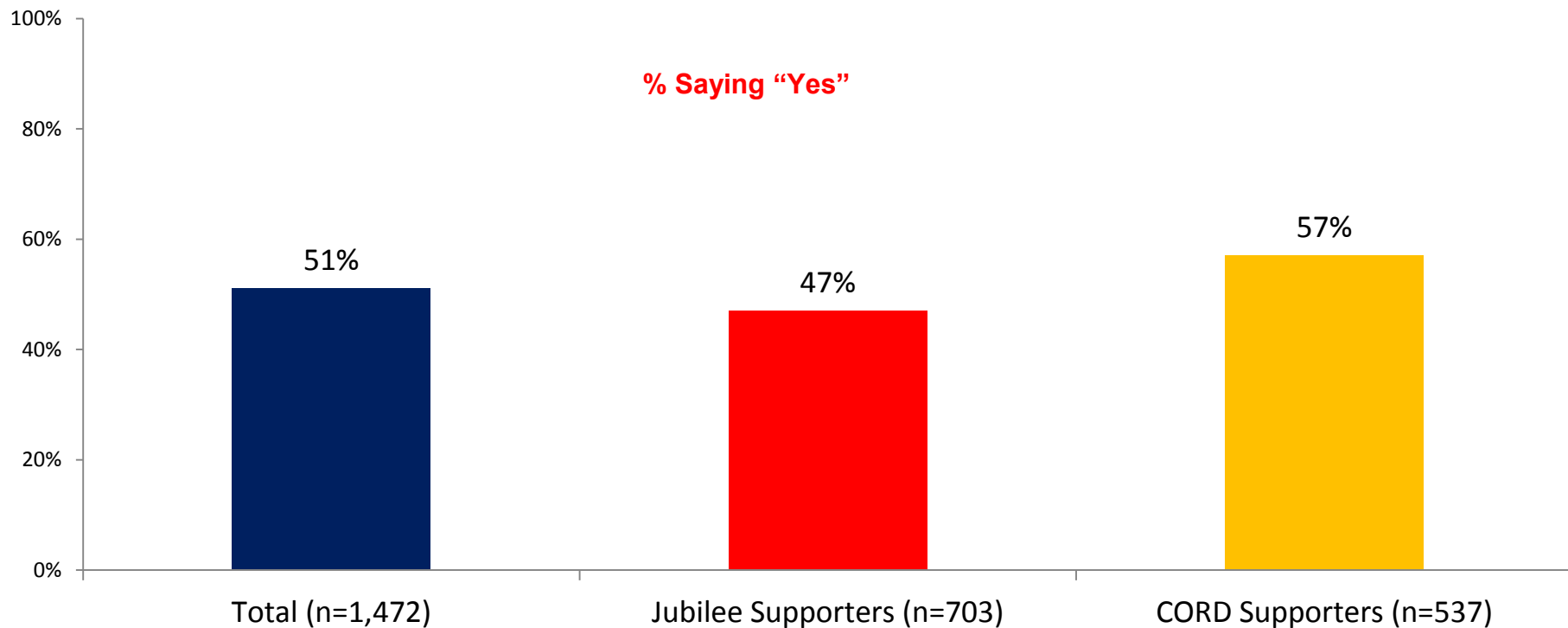
Ipsos Public Affairs

**% Giving Correct Name**

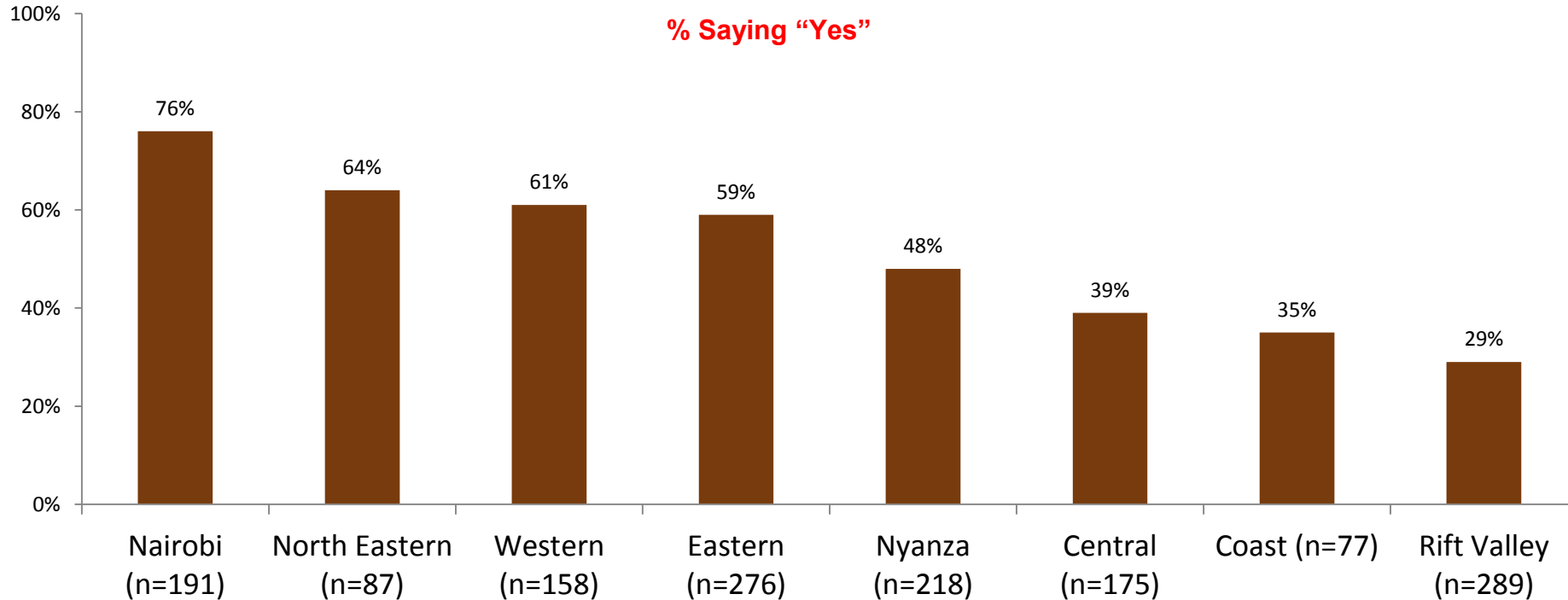


# “Do you think your Senator is likely to be re-elected if he contests again?”: *by Total, Supporters of the Main Political Parties/Coalitions* (Among the 71% Who Correctly Named Their Senator)

Ipsos Public Affairs

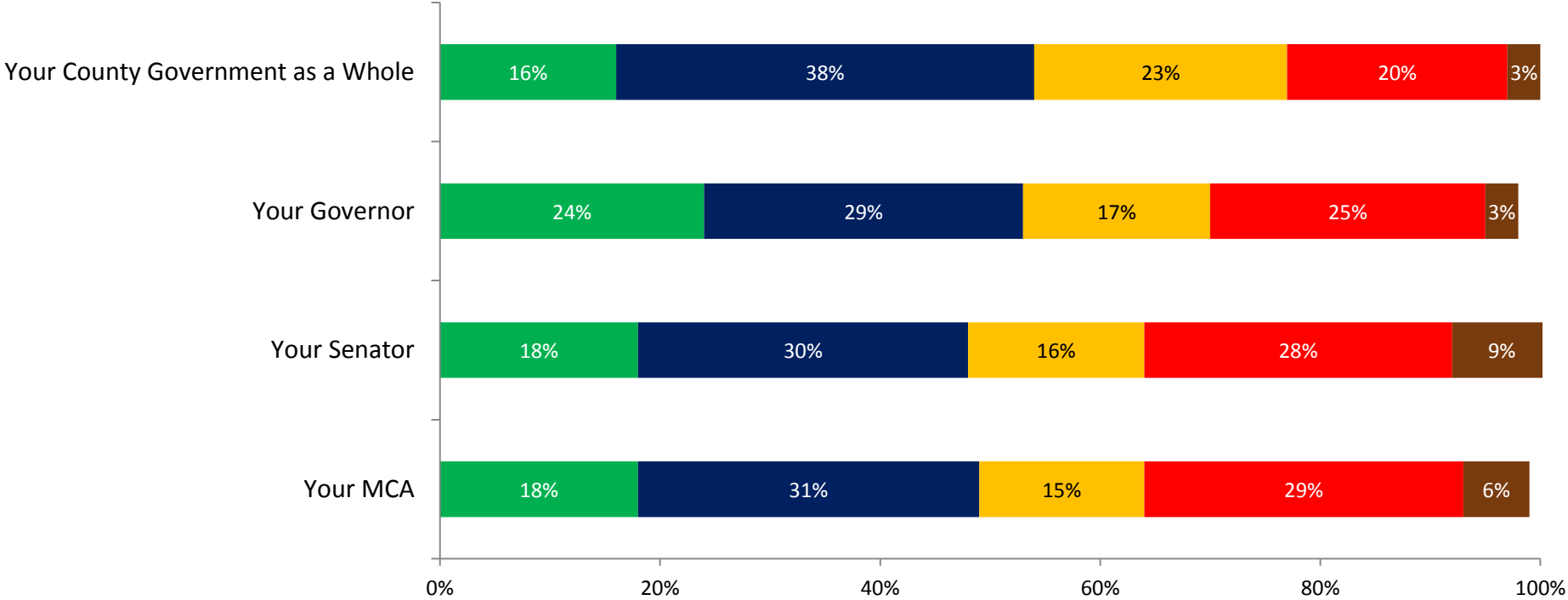


# “Do you think your Senator is likely to be re-elected if he contests again?”: *by Region* (Among the 71% Who Correctly Named Their Senator)



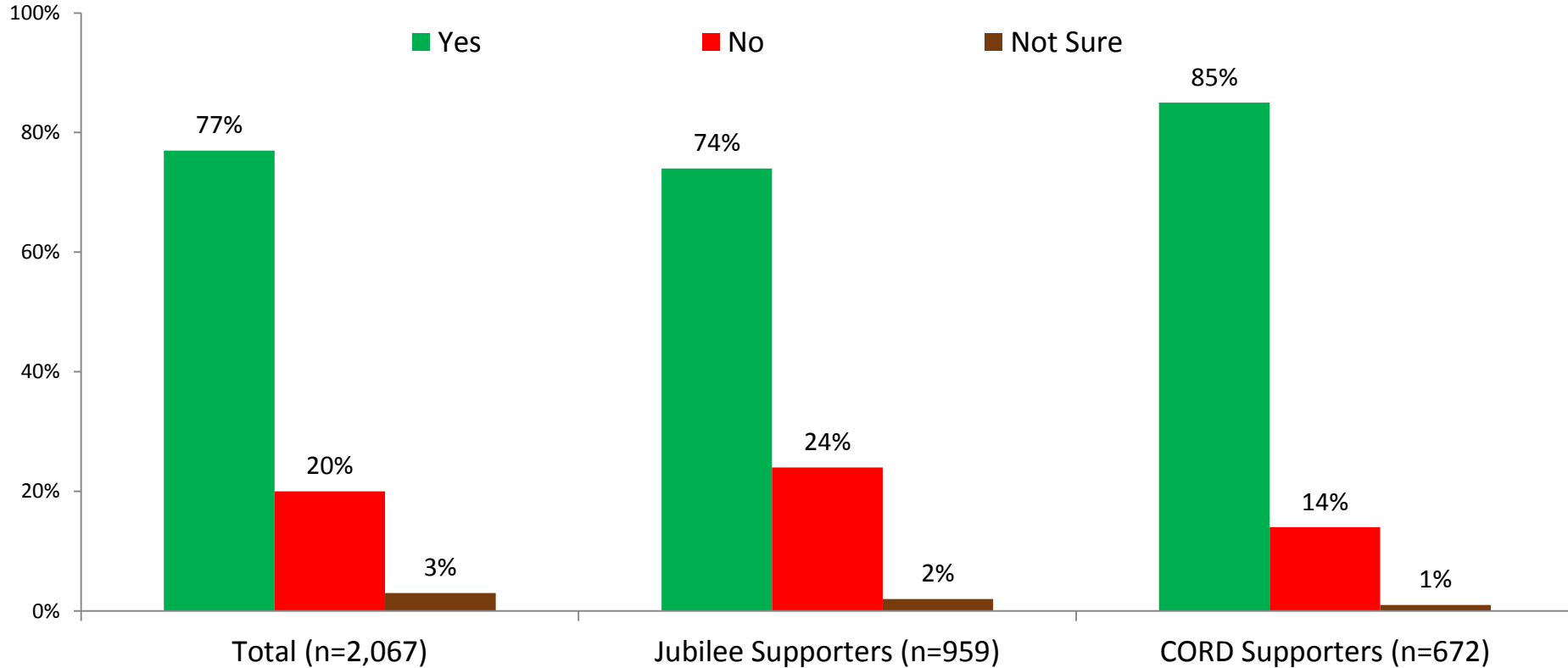
# Confidence Levels in Elected County Leaders/County Government: *by Total*

■ A LOT OF CONFIDENCE ■ SOME CONFIDENCE ■ ONLY A LITTLE CONFIDENCE ■ NO CONFIDENCE AT ALL ■ Not Sure/DK

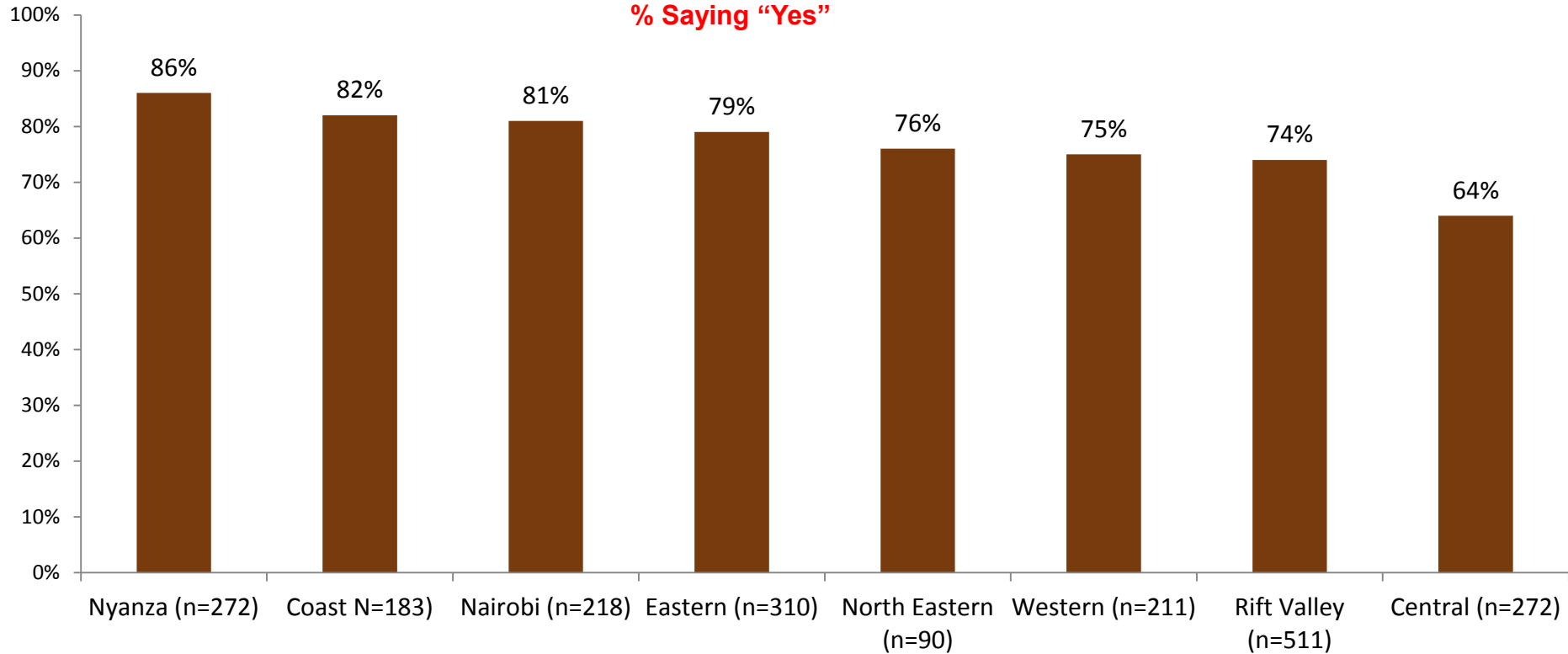


# “Altogether, do you support devolution, that is, having county governments?” **Ipsos Public Affairs**

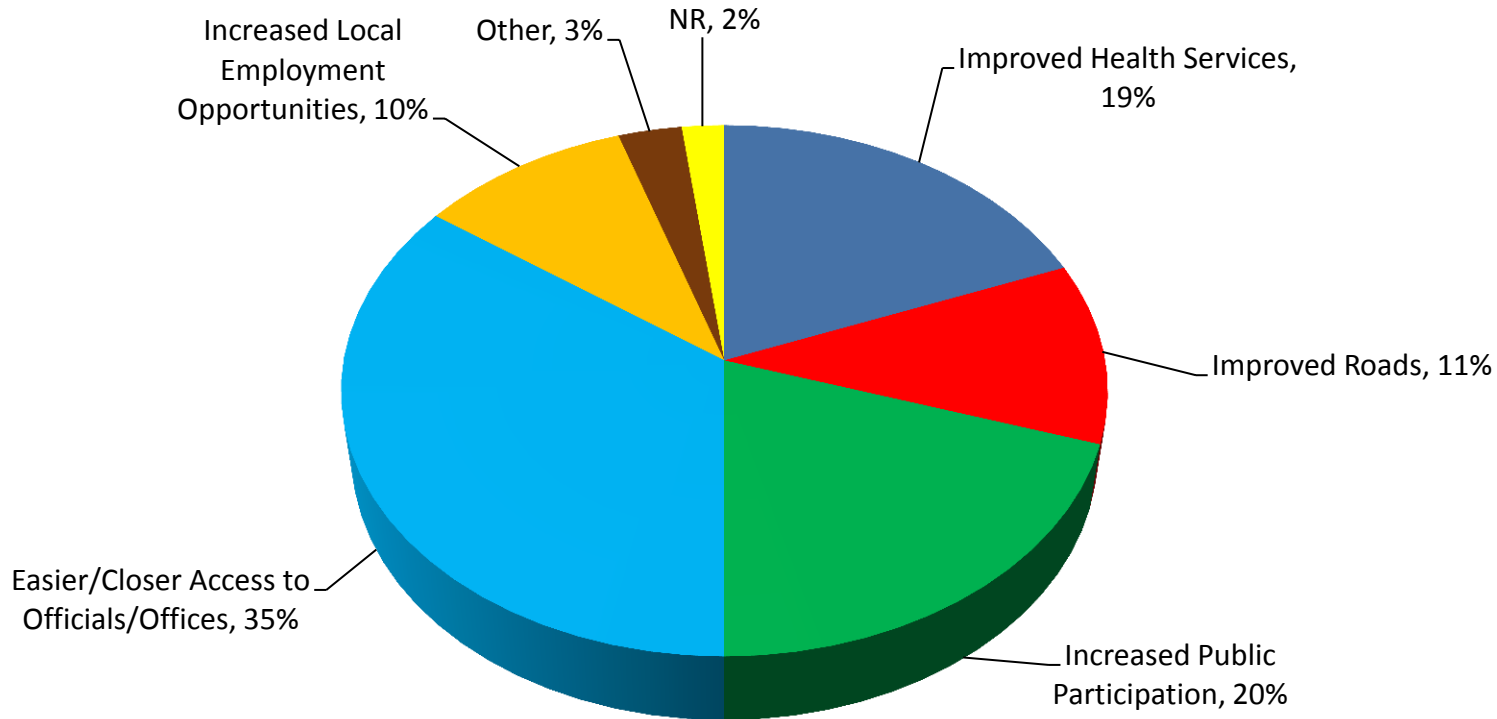
*by Total, Supporters of the Main Political Parties/Coalitions*



# “Altogether, do you support devolution, that is, having county governments?”: *by Region*



# Main Reason for Supporting Devolution: *by Total* (Among the 77% Who Support It) Single Response - Unprompted



Base: n=1,588

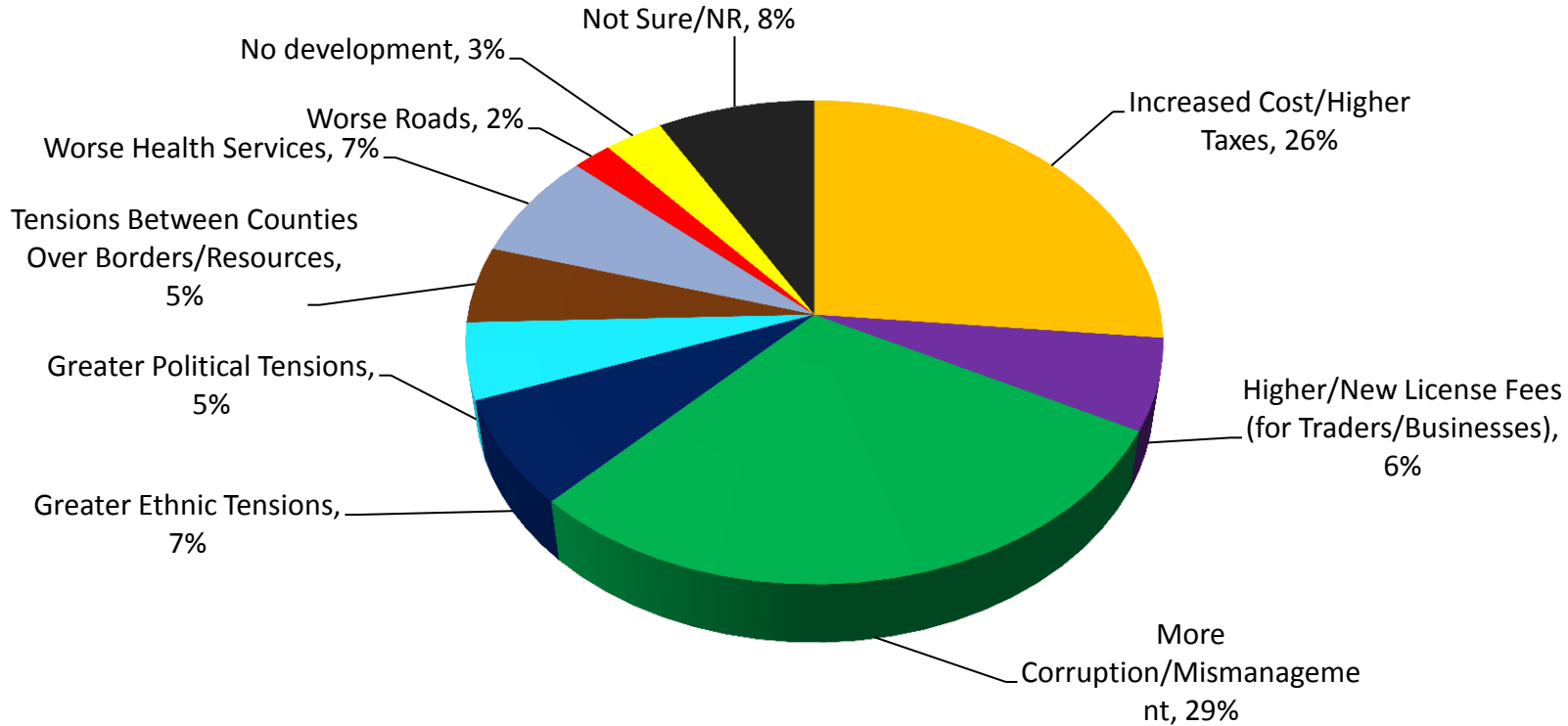


# Main Reason for Supporting Devolution: *by Total, Region* (Among the 77% Who Support It) Single Response - Unprompted

Ipsos Public Affairs

Main Positive Reasons	Total (n=1,588)	Central (n=175)	Coast (n=150)	Eastern (n=246)	Nairobi (n=176)	North Eastern (n=68)	Nyanza (n=234)	Rift Valley (n=380)	Western (n=159)
Easier/Closer Access to Officials/Offices	35%	39%	22%	41%	40%	3%	31%	42%	31%
Increased Public Participation	20%	23%	23%	20%	22%	8%	21%	19%	19%
Improved Health Services	19%	13%	32%	14%	12%	64%	19%	15%	18%
Improved Roads	11%	6%	10%	12%	8%	20%	12%	8%	17%
Increased Local Employment Opportunities	10%	10%	11%	9%	14%	5%	12%	11%	7%
Improved education sector	0%	0%	1%	0%	0%	0%	0%	1%	0%
Increased development	1%	3%	0%	2%	0%	0%	1%	1%	1%
Devolved/Closer Resources/Services	1%	1%	0%	1%	2%	0%	0%	1%	4%
Other	0%	1%	0%	1%	1%	0%	0%	0%	2%
NR	2%	4%	1%	1%	2%	0%	4%	3%	3%

# Main Reason for Not Supporting Devolution: *by Total* (Among the 20% Who Do Not Support It) Single Response - Unprompted



# Main Reason for Not Supporting Devolution: *by Total, Region* Ipsos Public Affairs (Among the 20% Who Do Not Support It) Single Response - Unprompted

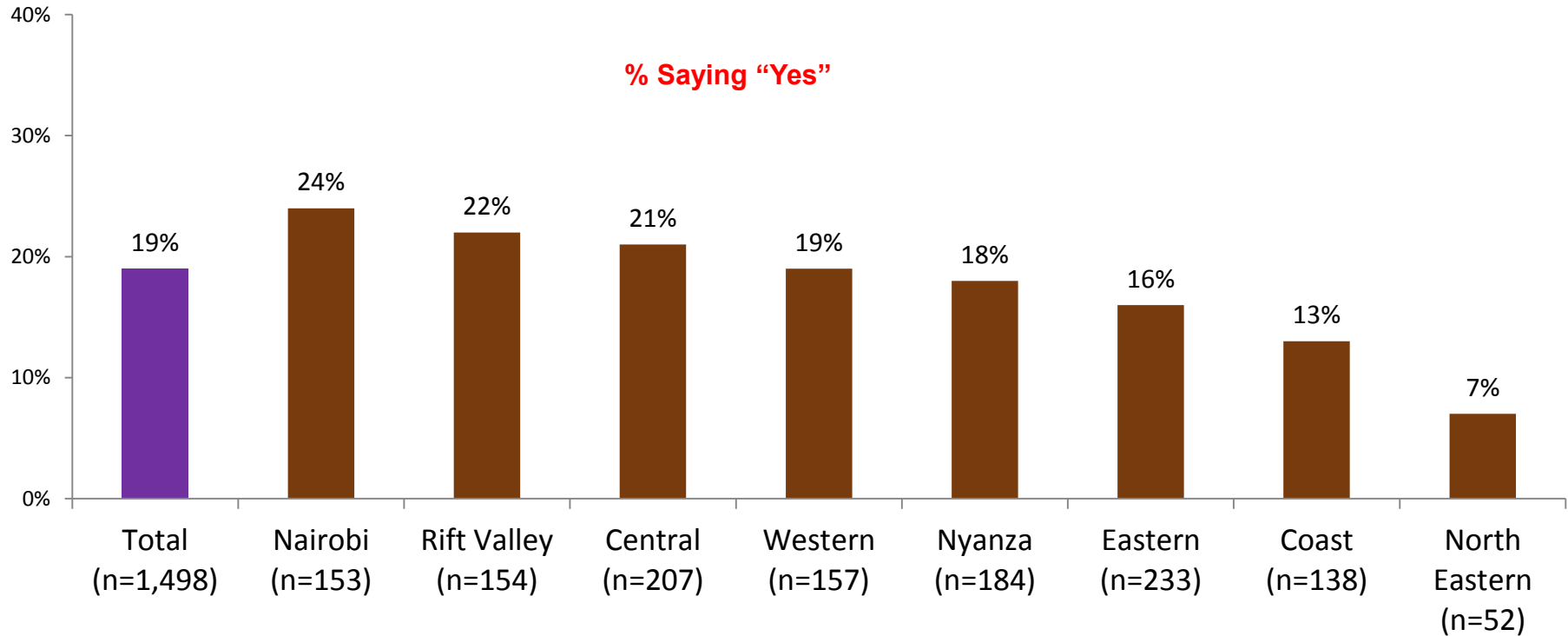
Main Negative Reasons	Total (n=421)	North							
		Central (m=89)	Coast (n=27)	Eastern (n=59)	Nairobi (n=39)	Eastern (n=19)	Nyanza (n=36)	Rift Valley (n=114)	Western (n=38)
More Corruption/Mismanagement	29%	30%	33%	30%	31%	27%	36%	24%	25%
Increased (Budget) Cost/Higher Taxes	26%	29%	10%	19%	36%	27%	28%	28%	29%
Greater Ethnic Tensions	7%	2%	9%	6%	2%	14%	17%	7%	10%
Worse Health Services	7%	3%	4%	15%	0%	0%	0%	13%	9%
Higher/New License Fees (for Traders/Businesses)	6%	4%	9%	9%	7%	18%	5%	3%	8%
Greater Political Tensions	5%	6%	7%	3%	4%	14%	0%	7%	2%
Tensions Between Counties Over Borders/Resources	5%	9%	7%	5%	2%	0%	2%	1%	14%
Lack of Development	3%	3%	0%	4%	2%	0%	3%	5%	0%
Worse Roads	2%	2%	5%	2%	0%	0%	2%	4%	0%
Not Sure/NR	8%	9%	15%	8%	16%	0%	7%	7%	3%

(Note Small Bases Nos. For Several Regions)



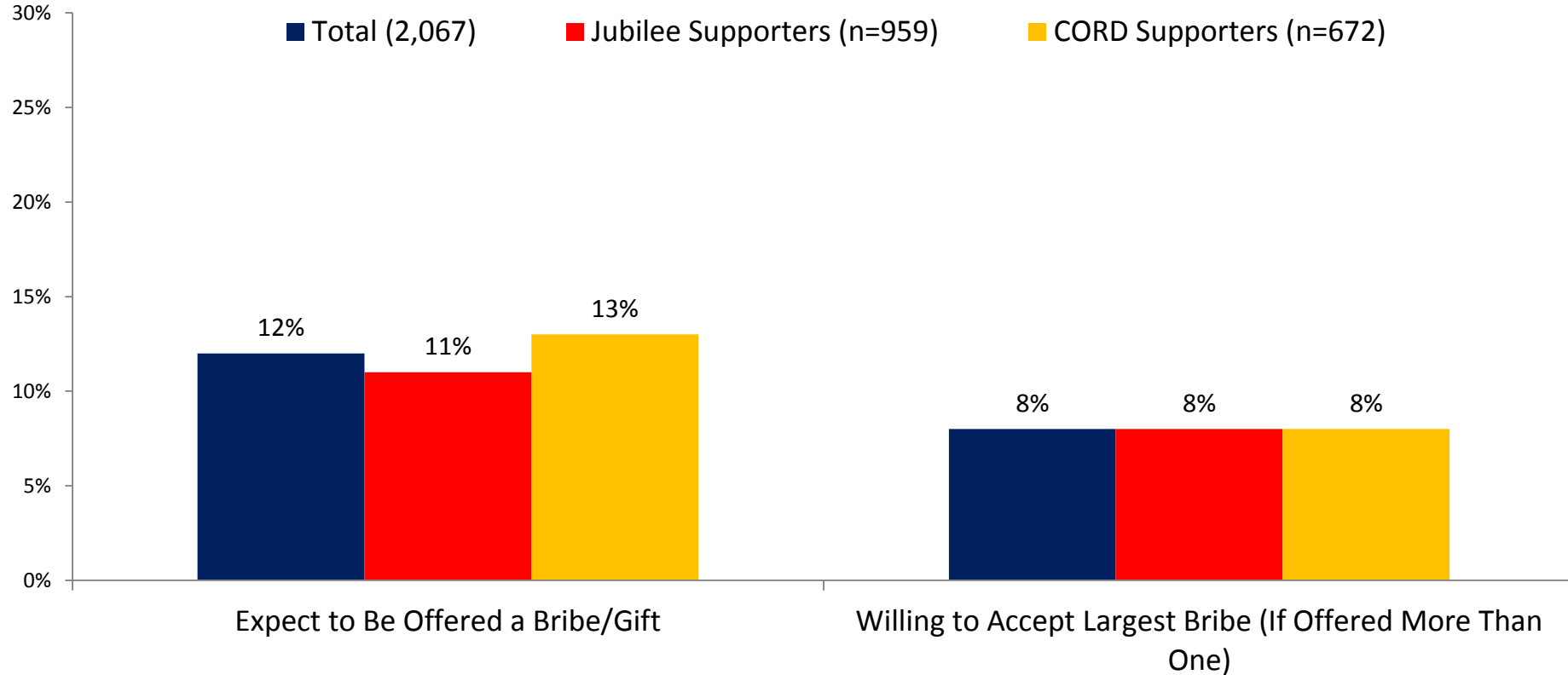
## VOTERS' BRIBERY APPETITE

# “Have you ever received a bribe during an electioneering or voting period?”: *by Total, Region* (Among Those 24 Years and Over)



# Voter Bribery – Expectations and Acknowledged Receptivity: *by Total, Supporters of Main Political Parties/Coalitions*

Ipsos Public Affairs



# Contacts



**Dr. Tom Wolf**  
Research Analyst

✉ [tpwolf1944@gmail.com](mailto:tpwolf1944@gmail.com)



**Elli Chanzu**  
Research Executive

✉ [Elli.Chanzu@ipsos.com](mailto:Elli.Chanzu@ipsos.com)



**Hilda Kiritu**  
Director, Public Affairs

✉ [Hilda.kiritu@ipsos.com](mailto:Hilda.kiritu@ipsos.com)

Follow us on twitter: **@IpsosKe**

## ABOUT IPSOS

---

Ipsos ranks third in the global research industry. With a strong presence in 87 countries, Ipsos employs more than 16,000 people and has the ability to conduct research programs in more than 100 countries. Founded in France in 1975, Ipsos is controlled and managed by research professionals. They have built a solid Group around a multi-specialist positioning – Media and advertising research; Marketing research; Client and employee relationship management; Opinion & social research; Mobile, Online, Offline data collection and delivery.

Ipsos is listed on Eurolist - NYSE-Euronext. The company is part of the SBF 120 and the Mid-60 index and is eligible for the Deferred Settlement Service (SRD).

[www.ipsos.com](http://www.ipsos.com)

## GAME CHANGERS

---

At Ipsos we are passionately curious about people, markets, brands and society. We deliver information and analysis that makes our complex world easier and faster to navigate and inspires our clients to make smarter decisions.

We believe that our work is important. Security, simplicity, speed and substance applies to everything we do.

Through specialisation, we offer our clients a unique depth of knowledge and expertise. Learning from different experiences gives us perspective and inspires us to boldly call things into question, to be creative.

By nurturing a culture of collaboration and curiosity, we attract the highest calibre of people who have the ability and desire to influence and shape the future.

“GAME CHANGERS” - our tagline - summarises our ambition.

**GAME CHANGERS**

