

BELIZE SDG INVESTOR MAP INVESTMENT OPPORTUNITY AREAS SUMMARY REPORT



SDG INVESTOR MAPS

- ❖ The SDG Investor Maps is a UNDP Initiative that provide investors with insights into local markets and opportunities that both advance SDG goals and generate financial returns for investors.
- ❖ The SDG Investor Maps which were piloted in Brazil, have been rolled out in 13 other countries as of March 2021.



The SDG Investor Maps are a significant step towards achieving national priorities in education, financial inclusion, renewable energy, and poverty reduction, amongst others. The investment gap in developing countries is estimated at \$2.5 trillion per year.



Country-specific market **intelligence backed by data** and evidence.



Produced locally by COs based on secondary and primary research.



Provided as a **public good to investors** and governments.



Findings are made available through an **online platform** for easy access by domestic and foreign investors.



Impact facilitation events bring findings to life: UNDP Country Offices lead investor convenings and policy dialogues to mobilize private sector capital and policy changes.

SDG INVESTOR MAP APPROACH

1 Define National Priorities

Identified national priorities and development needs through consultations with key stakeholders and ministries.



2 Identify Critical Subsectors

Food & Beverages
Healthcare
Services
Financial
Renewable Resources & Alternative Energy
Transportation
Education
Infrastructure

Identified critical subsectors based on the SASB Classification

3 Identify Priority Subregions

Identified critical subregions/locations where there is high need for development and investment



4 Investment Opportunity Areas




Derived Specific Investment Opportunities (Impact Investments)

TOURISM INVESTMENT OPPORTUNITY AREAS




Concessional Arrangements for Protected Areas



- Ticket Size: USD 1 MN - USD 10 MN
- Timeframe: Long Term (10+ Years)
- Market Size: 500,000 overnight visitors in 2019
- Return Profile: > 25% (IRR)



International Airport in Northern Ambergris Caye



- Ticket Size: > USD 10 MN
- Timeframe: Long Term (10+ Years)
- Market Size: 206,731 passengers
- Return Profile: 5-10% (IRR)



Wastewater Management in Key Tourism Areas



- Ticket Size: > USD 10 MN
- Timeframe: Medium Term (5-10 Years)
- Market Size: 6,430 customers in tourism areas
- Return Profile: 5-10% (IRR)


ENERGY INVESTMENT OPPORTUNITY AREAS



Utility Scale Solar



- Ticket Size: > USD 10 MN
- Timeframe: Long Term (10+ Years)
- Market Size: 103,000 customer accounts in Belize
- Return Profile: 5-10% (IRR)



Solar Microgrids



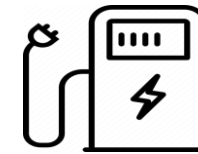
- Ticket Size: USD 1 MN- 10 MN
- Timeframe: Long Term (10+ Years)
- Market Size: 1,156 residential accounts
- Return Profile: 5-10% (IRR)



E-Buses Long-haul



- Ticket Size: USD 1 MN- 10 MN
- Timeframe: Medium Term (5-10 Years)
- Market Size: 58,000 passengers weekly
- Return Profile: 10-15% (IRR)



EV Charging



- Ticket Size: USD 1 MN- 10 MN
- Timeframe: Medium Term (5-10 Years)
- Market Size: 174 vehicles per 1,000 people in Belize
- roughly 70,000 ICE vehicles
- Return Profile: 5-10% (IRR)

EDUCATION INVESTMENT OPPORTUNITY AREAS



Technical & Vocational Training



- Ticket Size: USD 1 MN - USD 10 MN
- Timeframe: Medium Term (5-10 Years)
- Market Size: ~1,100 students per year
- Return Profile: 10-15% (ROI)

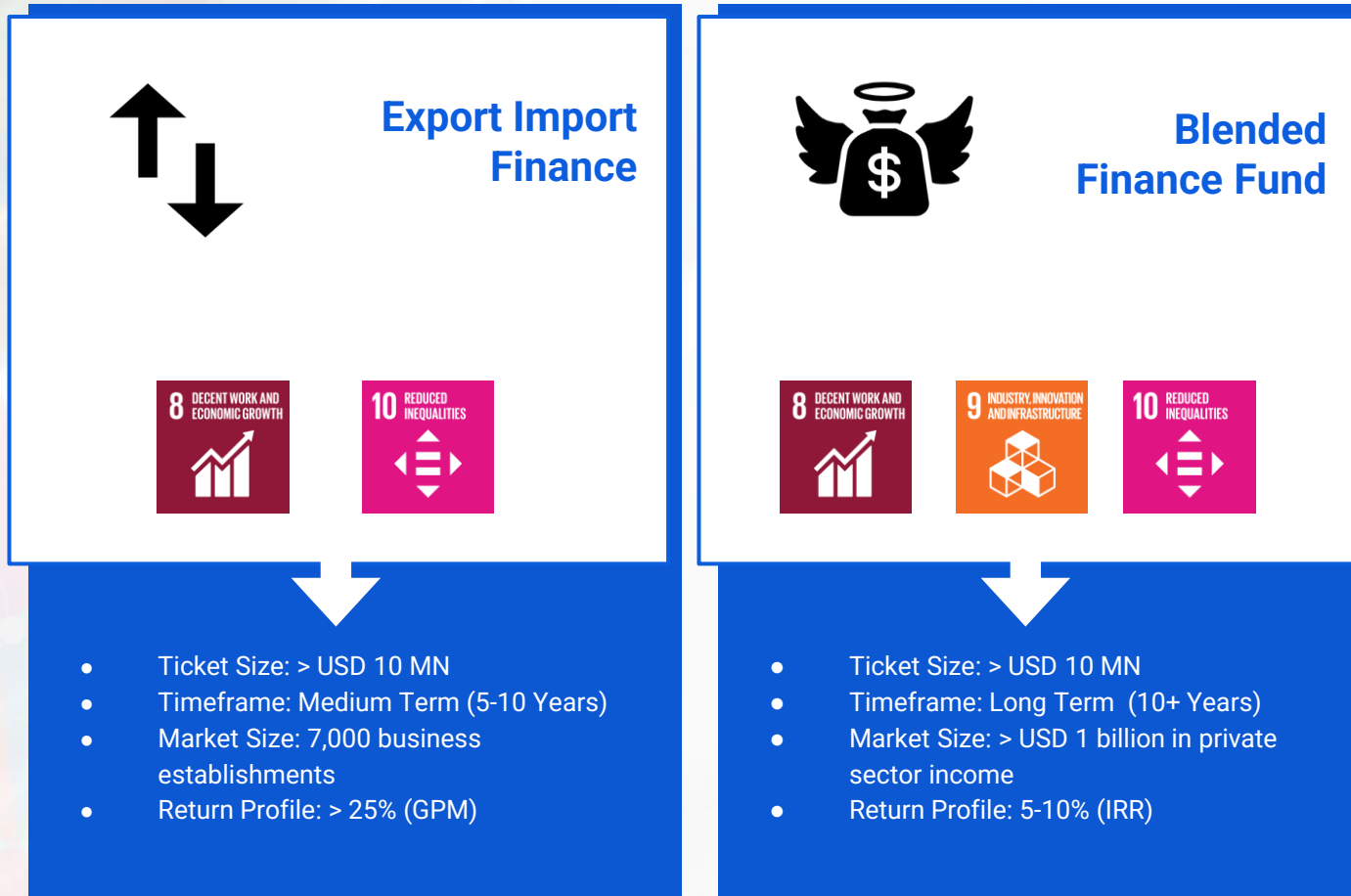


E-learning Platform



- Ticket Size: USD <500,000
- Timeframe: Short Term (0-5 Years)
- Market Size: 105,604 students, CAGR: 4%
- Return Profile: >25% (GPM)

FINANCE INVESTMENT OPPORTUNITY AREAS



HEALTHCARE INVESTMENT OPPORTUNITY AREAS



National Referral Hospital



- Ticket Size: > USD 10 MN
- Timeframe: Long Term (10+ Years)
- Market Size: ~226,272 persons
- Return Profile: 15-20% (IRR)



Telemedicine-Digital Healthcare Platforms



- Ticket Size: USD <500,000
- Timeframe: Medium Term (5-10 Years)
- Market Size: ~ 240,907 doctor visits in 2019
- Return Profile: 5% - 10% (IRR)

OTHER INVESTMENT OPPORTUNITY AREAS



Bulk Port Facility



- Ticket Size: > USD 10 MN
- Timeframe: Long Term (10+ Years)
- Market Size: 70,000 containers by 2025
- Return Profile: 10-15% (IRR)



Aqua-processing



- Ticket Size: USD 1 MN- 10 MN
- Timeframe: Medium Term (5-10 Years)
- Market Size: > USD 1 Billion
- Return Profile: 15-20%(GPM)



Business Process Outsourcing



- Ticket Size: USD 500,000- 1 MN
- Timeframe: Long Term (10+ Years)
- Market Size: < USD 500,000 MN
- 3,000+ employed in BPO sector
- Return Profile: >25% (GPM)

NEXT STEPS...

- Finalize detailed report and data points to be made available through the Government of Belize and UNDP (both Belize CO and through the corporate portal)
- Work with the Government and key stakeholders to institutionalize the the SDG Investor Map methodology
- Meet the team to discuss the SDG Investor Map and the IOAs
 - UNDP - Ian King, Deputy Resident Representative ian.king@undp.org
 - PFF Capital - Christopher McGann, Managing Director cmcgann@ppfcapital.com
- Convert the IOAs into actionable investments

SDG INVESTOR MAP REPORT UNDP IN BELIZE

