Risk Informed Development

Sanny R. Jegillos
Senior Advisor
Disaster Risk Reduction and Recovery
UNDP Bangkok Regional Hub

2018

Empowered lives.
Resilient nations.

SYSTEMS THINKING

The achievement of SDGs **3**, **4**, **6**, **7**, **8**, **9**, **11**, **13**, **14** and **15**, is heavily dependent on increased capital **investment in infrastructure**.

Empowered lives.
Resilient nations.

11 SUSTAINABLE CITIES AND COMMUNITIES

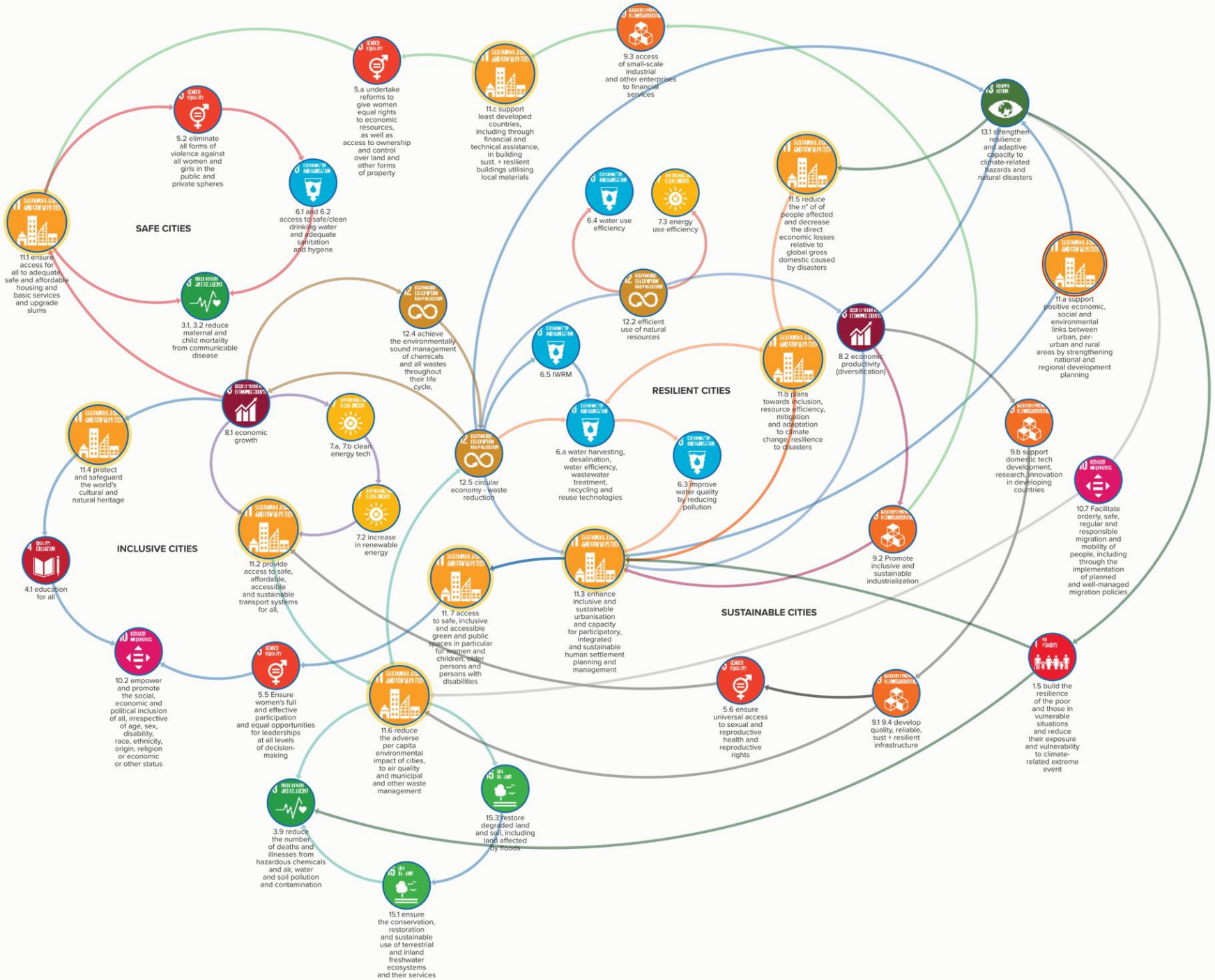

Legend

- - - - - Opposite

SYSTEMS THINKING

The achievement of SDGs **1**, **2**, **3**, **4**, **5**, and **10** depends on increasing **social expenditure**

Empowered lives.
Resilient nations.

SYSTEMS THINKING Example: No Poverty

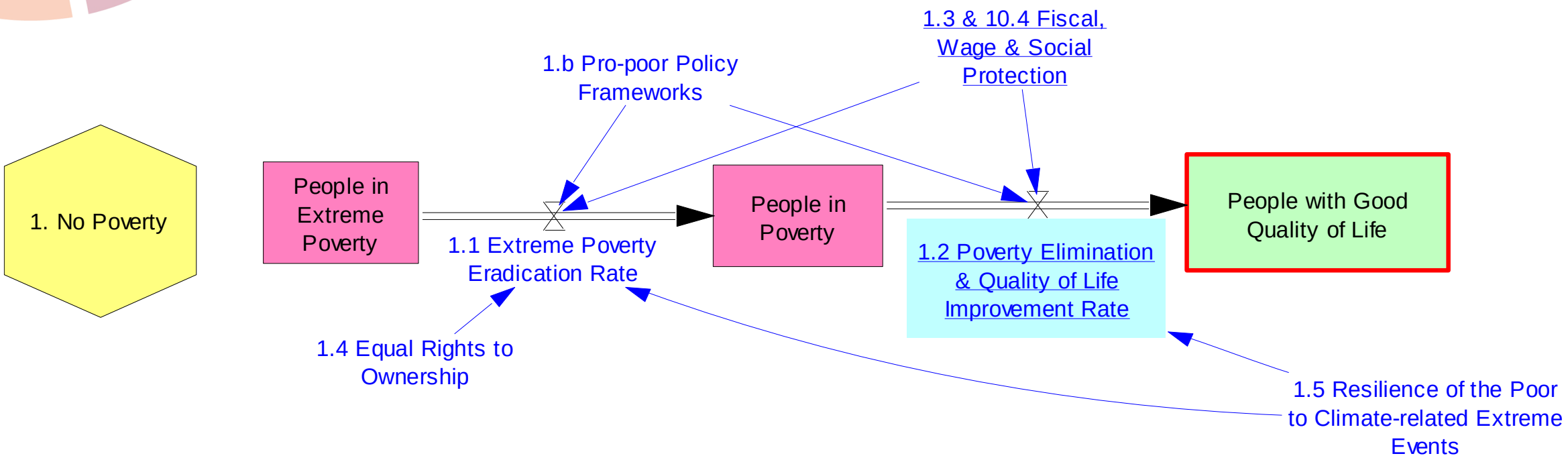

Empowered lives.
Resilient nations.

DISASTER RISK REDUCTION/ RESILIENCE

UNDP

Empowered lives.
Resilient nations.

How to reduce risk and prevent risk accumulation?

1. **DRR investments**
   1. **Stand alone**
   2. **Mainstream**

2. **Non DRR activities that affect vulnerability, hazard probability**

Challenge:

Developing a complete balance sheet of

DRR expenditures; And

Expenditures that create risk

Empowered lives.
Resilient nations.

DATA ECOSYSTEM *for* RESILIENT DEVELOPMENT

1. Estimation of climate risk based on **observed, historical and long term statistical trend analysis of climate.**

2. Understanding of **historical effects / impacts of realized climate related risks particularly damages and losses.**

3. Dynamic monitoring of **evidentiary increase in the incidence, frequency and magnitude of disaster and climatic risks** coupled with their increasingly multi-dimensional nature of persistent risk and uncertainty.

4. An innovative decision support system based on **predictive and prescriptive tools** that analyze and visualize every available data on climate risk, vulnerability and are used to plan, monitor CCA/DRR projects and other climate action investments.

UNDP

Empowered lives.
Resilient nations.

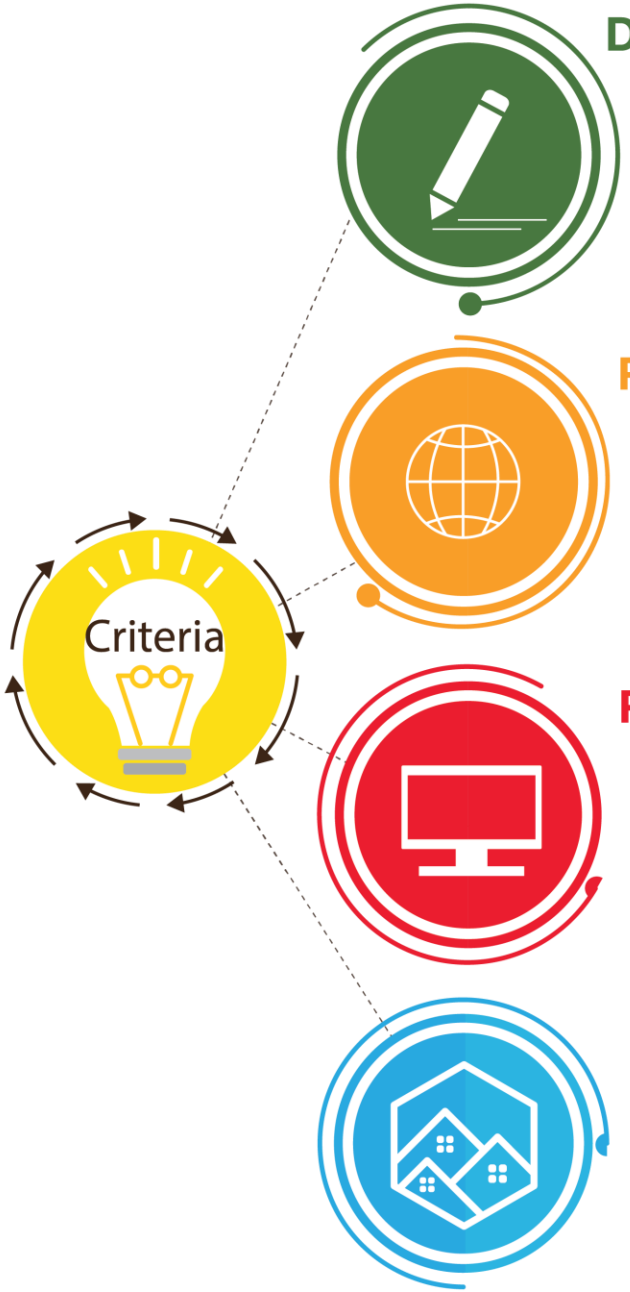

DESCRIPTIVE

Involves narrative of the current conditions, trend analysis of historical loss and damages, ecosystems and exposure (such as informal settlements in hazardous areas) that can identify areas, communities, sectors that are most vulnerable.

PREDICTIVE

Includes improvement in hazard impact assessment, forecasting, “now casting” by using real time inferences (example Pre Disaster Risk Assessment) and dissemination of early warning systems and actionable information that are targeted to specific users.

PRESCRIPTIVE

Based on diagnostic of information (ideally probabilistic modelling) and inferences and make recommendations based on causal relations, for instance the effects of increase in mangrove ecosystem on adaptation to SLR and effects of agricultural diversification to resilience.

DISCURSIVE

Concerns engagement and participation of communities, vulnerable population on needs, CC and DRR investments, feedback and sharing of adaptation practices.

Data Ecosystem for Resilient Development

Empowered lives.
Resilient nations.

Data Ecosystem for Resilient Development

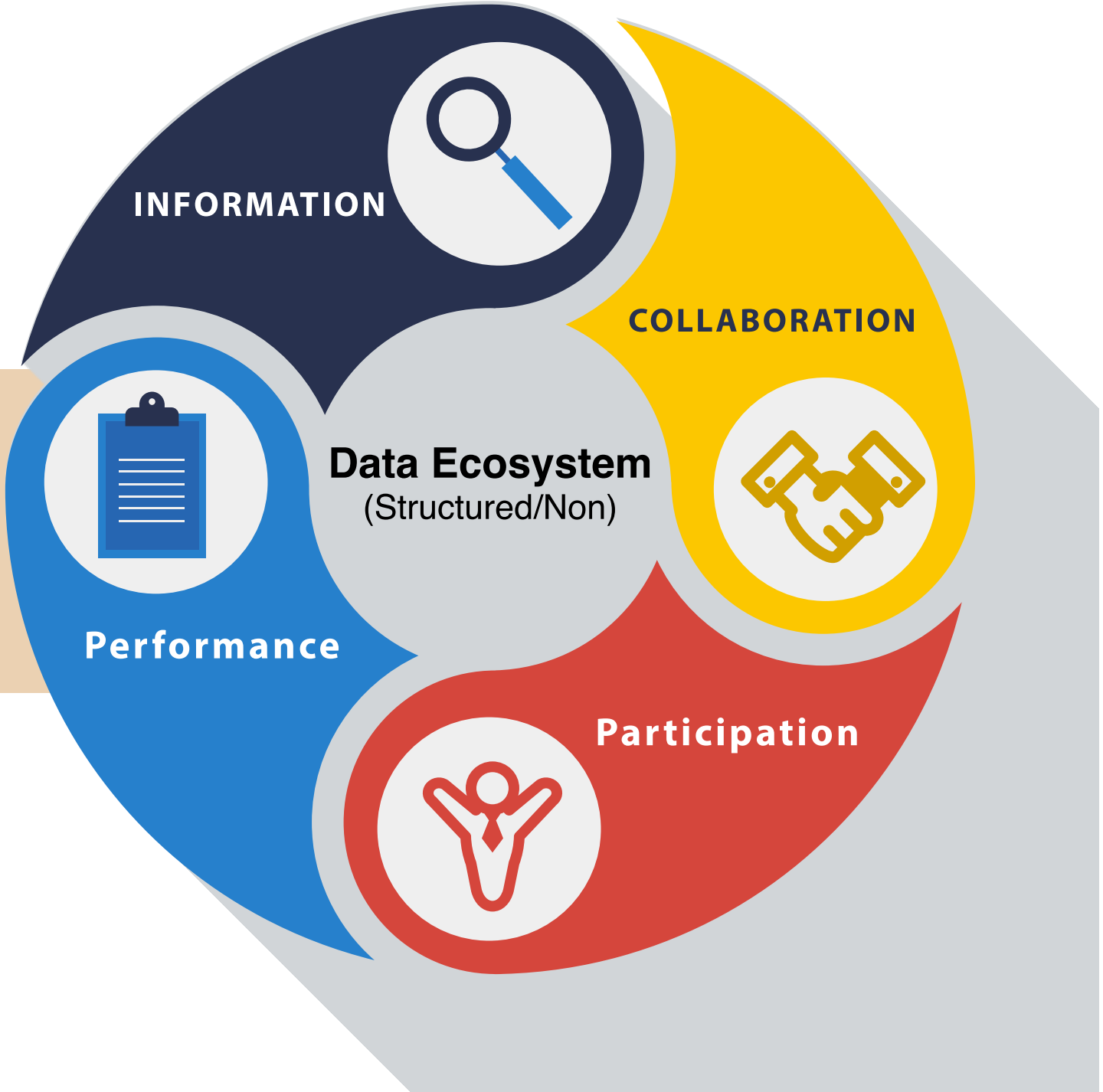

Empowered lives.
Resilient nations.

DRR integration into SDG platform process
How can we work together

1. **Joint analysis including the importance of data/evidence;**
2. **Policy, Programming and advisory service on the resilience agenda of the SDG;**
3. **Innovative Partnership and Financing;**
4. **Leave no one behind agenda**

UNDP
Empowered lives.
Resilient nations.