


LABOUR FORCE MARKET

FIRST QUARTER 2020

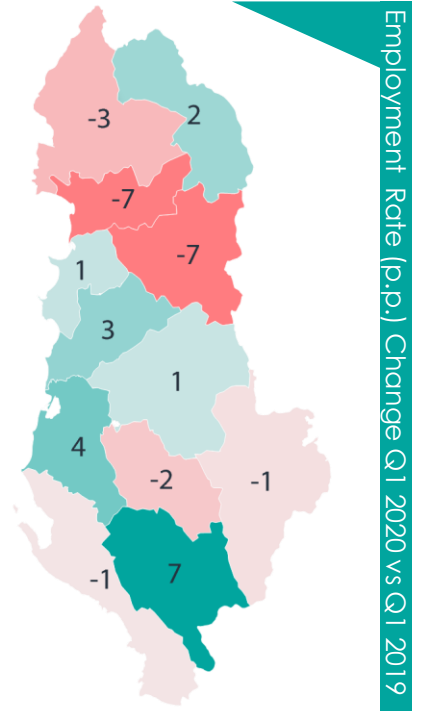
This brief is dedicated to the results of the recently published Labour Force Survey results by INSTAT and administrative data on first quarter 2020, to better understand the effects of social distancing policies as a response to the COVID-19 outbreak, on the labour distancing market. The analysis, described through infographics, captures the changes on the main labour market indicators, making a comparison to the last quarter (Q4-2019) and the last year (Q1-2019).



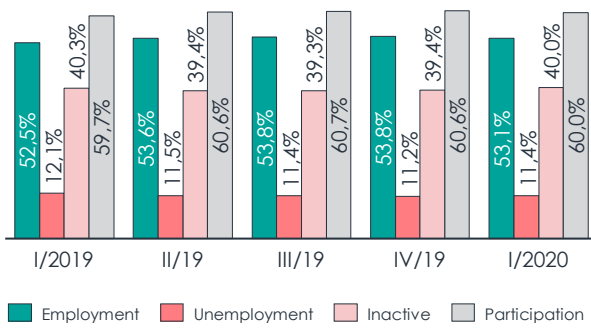
1,258,057
employed

162,041
unemployed


934,113
inactive



Employment Rate (p.p.) Change Q1 2020 vs Q1 2019



Employment growth



450,852 Employees in Agriculture
-0.5%, -2k decrease vs Q1 2019
-2.8%, -13k decrease vs Q4 2019

Administrative data

Private Sector

508,553 Employees in private sector
+1.2%, +6k increase compared to Q1 2019
-1.4%, -7k decrease compared to Q4 2019

Public Sector

174,227 Employees in public sector
+1.6%, +3k increase compared to Q1 2019
-0.1%, -161 decrease compared to Q4 2019

Wage in private sector

48,272 ALL
+2.7% increase compared to Q1 2019
31% - Wage gap - private vs public

Indicators	Current Value	Q1 2020 vs Q4 2019		Q1 2020 vs Q1 2019	
		Rate (p.p.)	People (No.)	Rate (p.p.)	People (No.)
Employment	53.1%	-0.7	-17,000	+0.6	14,000
Unemployment	11.4%	+0.2	+2,000	-0.7	-9,000
Inactivity	40.0%	+0.6	+13,000	-0.3	-7,000
Participation	60.0%	-0.6	-14,000	+0.3	+5,000
Youth employment	42.7%	+2.1	+6,000	+1.7	+3,000
Employment gender gap	13.5%	0.5		0.2	
Registered unemployment	4.5% / 67k	-0.2	-3,000	-0.2	-3,000
Newly Registered in Labour Office	5,617	-42%	-4,000	-29%	2,000
Unemployment benefit	2,970	+12%	318	-6%	-180

Methodological Note

Labour Force Survey, in response to the situation created and to assure the collection of the information needed for the estimation of the employment indicators, is implemented through telephone interviews for the reference period 9 – 29 Mars 2020. Telephone interviews were not possible to be realized for new households in the sample. For the existing households in the sample, not all interviews were possible as well.

Next update: 10 September