


LABOUR FORCE MARKET

SECOND QUARTER 2020

This brief is dedicated to the results of the recently published Labour Force Survey results by INSTAT and administrative data on second quarter 2020, to better understand the effects of social distancing policies as a response to the COVID-19 outbreak, on the labour market. The analysis, described through infographics, captures the changes on the main labour market indicators, making a comparison to the last quarter (Q1-2020) and the last year (Q2-2019).



1,224,823
employed

166,127
unemployed

976,155
inactive

▼ -2.6%, -33k
vs Q1 2020

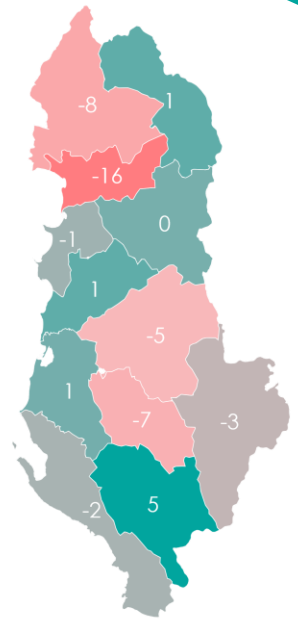
▼ -3.6%, -45k
vs Q2 2019

▲ +2.5%, +4k
vs Q1 2020

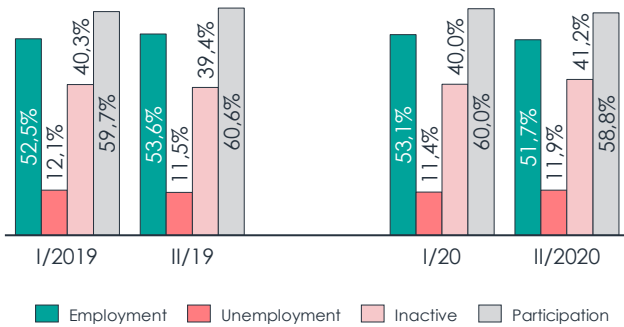
▲ +0.9%, +1k
vs Q2 2019

▲ +3.1%, +29k
vs Q1 2020

▲ +4.5%, +42k
vs Q2 2019



Employment Rate (p.p.) Change Q2 2020 vs Q2 2019



Employment growth

Services ▼ -3.4%
vs Q2 2019

Industry ▼ -3.7%
vs Q2 2019

Agriculture ▼ -3.7%
vs Q2 2019

446,017 Employees in Agriculture
-3.7%, -17k decrease vs Q2 2019
-1.1%, -5k decrease vs Q1 2020

Administrative data

Private Sector

486,259 Employees in private sector

-4.7%, -24k decrease compared to Q2 2019
-4.4%, -22k decrease compared to Q1 2020

Public Sector

173,022 Employees in public sector

+0.9%, +2k increase compared to Q2 2019
-0.7%, -1k decrease compared to Q1 2020

Wage in private sector

49,280 ALL

+2.9% increase compared to Q2 2019
29% - Wage gap - private vs public

Indicators	Current Value	Q2 2020 vs Q1 2020		Q2 2020 vs Q2 2019	
		Rate (p.p.)	People (No.)	Rate (p.p.)	People (No.)
Employment	51.7%	-1.4	-33,000	-1.9	-45,000
Unemployment	11.9%	+0.5	+4,000	+0.4	+1,000
Inactivity	41.2%	+1.2	+29,000	+1.8	+42,000
Participation	58.8%	-1.2	-29,000	-1.8	-44,000
Youth employment	39.7%	-3.0	-20,000	-2.2	-23,000
Employment gender gap	12.1%	-1.4		-1.1	
Registered unemployment	7.1% / 85k	-1.0	+18,000	-0.7	+12,000
Newly Registered in Labour Office	14,867	+165%	+9,000	+50%	+5,000
Unemployment benefit	3,656	+23%	+686	+19%	+573

Methodological Note

Labour Force Survey, in response to the situation created and to assure the collection of the information needed for the estimation of the employment indicators, is implemented through telephone interviews for the reference period 9 – 29 Mars 2020. Telephone interviews were not possible to be realized for new households in the sample. For the existing households in the sample, not all interviews were possible as well.

Next update: 7 December