

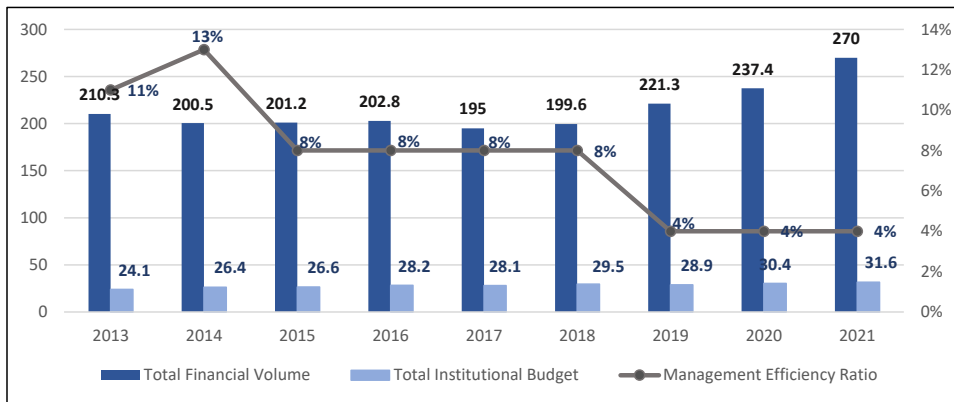
Annex 3: Financial Overview 2021

2019 - 2021 Expenditure Overview (in million US Dollars)

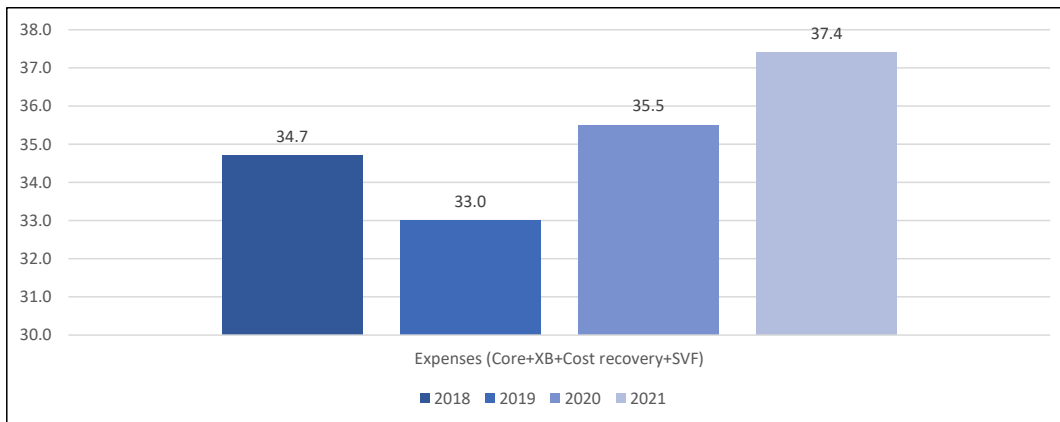
Financial Volume	2019	2020	2021
Programme Expenditure	211.8	228.3	260.2
Management Expenditure	9.5	9.1	9.8*
Total	221.3	237.4	270.0

*Note that the higher management expenses are due to higher staff costs vs 2020 as well as amortization and depreciation on ICT and vehicle assets which were close to zero in 2020. The higher programme expenses are mainly due to higher UN Mission related volunteer expenditures.

UNV Financial Overview (In million USD) 2013 to 2021

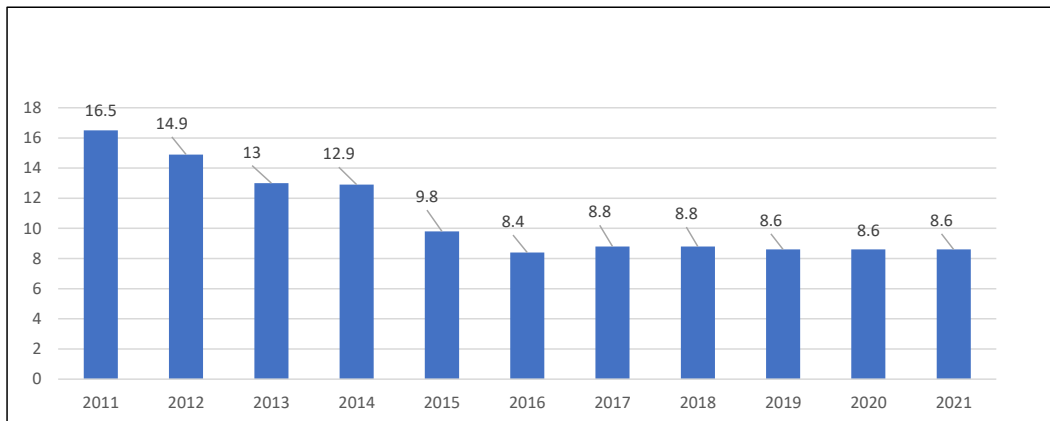


2018-2021 Expenses (Core, XB, Cost Recovery, SVF) in SF period 2018-2021 (in million US Dollars)

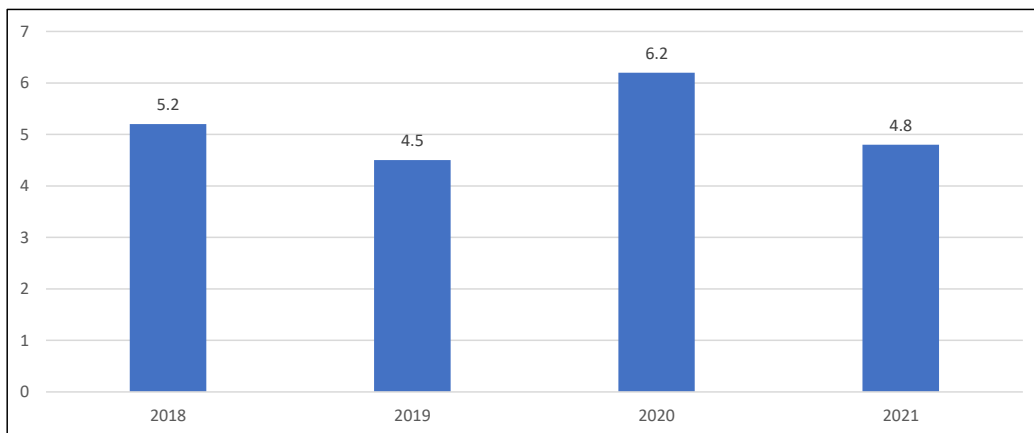


Annex 3 continued

2011-2021 UNDP Core Contributions to UNV (in million USD)



SVF Contributions & Interest 2018-2021 (in million US Dollars)



Fully Funded Programme Contributions & Interest 2018-2021 (in million US Dollars)

