

# Social Care Services in Albania

DISTRIBUTION AND BENEFICIARIES IN FIGURES - **APRIL 2025**



Leave  
No One  
Behind

Social care services in Albania are part of an integrated system of benefits and facilitations offered to individuals and families in need, aiming to ensure social inclusion.

## SOCIAL CARE SERVICES

**1669** social services offered across the country


**439** institutions of different types offering social services

**375** social services offered in Tirana region, the largest number of services at country level

**29** social services offered in Kukës region, the smallest number of services at country level


### Public Institutions

59%

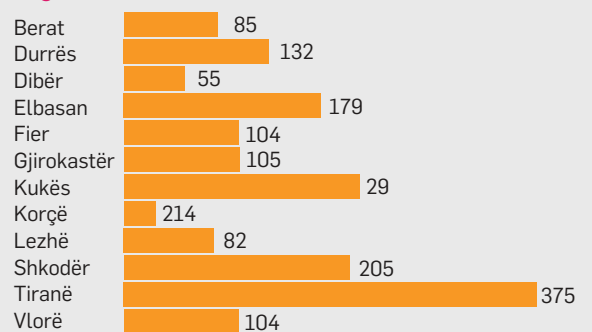


### Non-public Institutions

41%



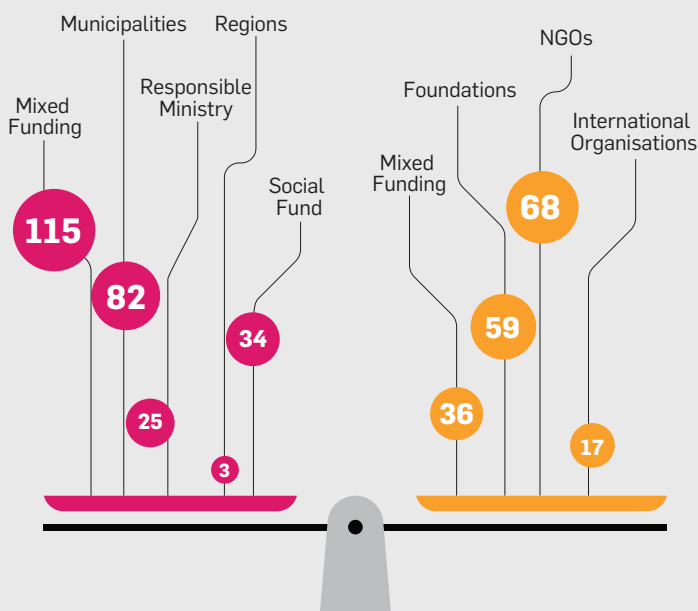
### Region Services



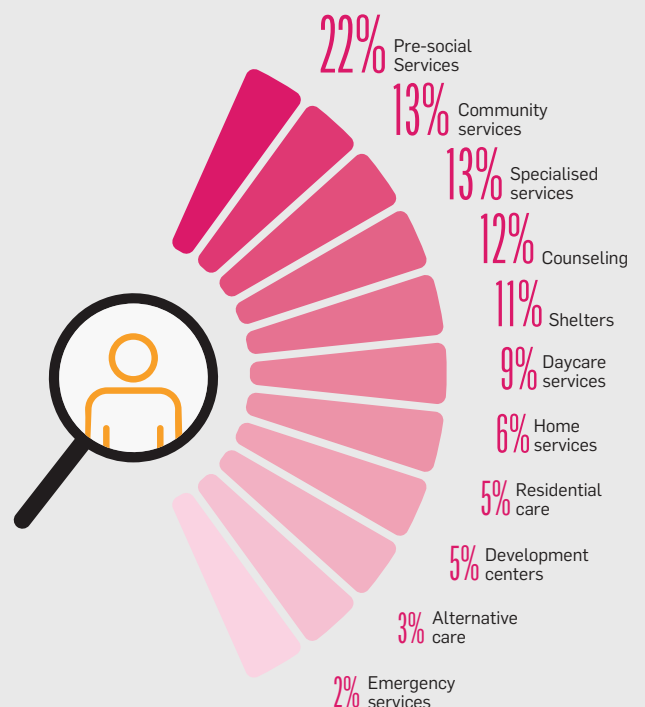
### Funding Sources

#### Public social care services

#### Non-public social care services



### Distribution of services by typology



## Services beneficiary groups



The biggest share  
**21%**

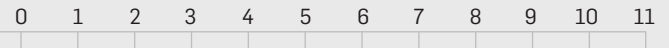
Children with disabilities



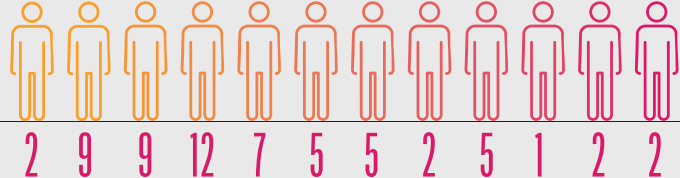
The smallest share  
**7%**

Roma and Egyptians

Number of groups in need



Number of Municipalities



**51** MUNICIPALITIES excluded young people, victims of trafficking and young people in conflict with the law

**40** MUNICIPALITIES have no services for victims of trafficking

**38** MUNICIPALITIES have no services for young people with social problems and children without parental care

**32** MUNICIPALITIES have no services for individuals in need

**28** MUNICIPALITIES have no services for victims of violence

**27** MUNICIPALITIES have no services for adult persons with disabilities

**12** MUNICIPALITIES have no services for children with disabilities

**11** MUNICIPALITIES have no services for the elderly

## BENEFICIARIES OF SOCIAL CARE SERVICES AT COUNTRY LEVEL

**39,091**

Beneficiaries of social services



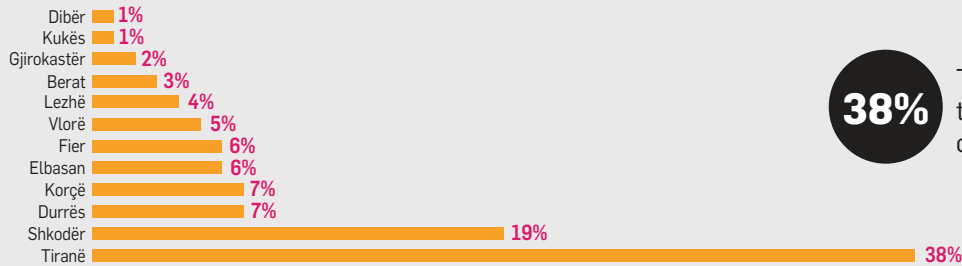
**44%**

receive social services in public institutions

**56%**

receive social services in non-public institutions

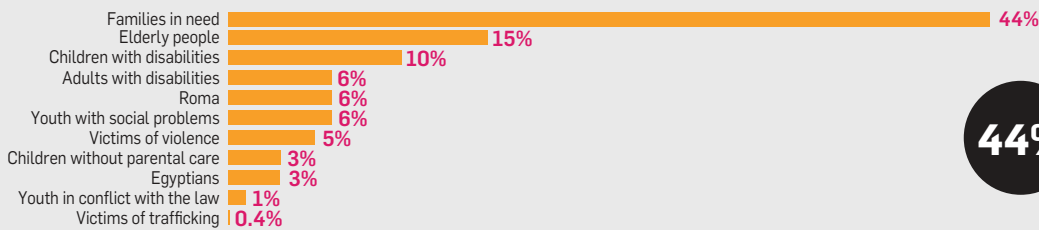
## Recipients of social services by regions



**38%**

Tirana region has the highest number of beneficiaries

## Recipients of social services by groups



**44%**

"Families in need" is the largest group of beneficiaries

## Human Resources

### Total employees

**4,163**

Men **905**

Women **3,258**

### Municipal employees

**976**

Men **222**

Women **754**

### Employees at service providers

**3,187**

Men **683**

Women **2,504**

## Social protection in figures



**54,000**

Families benefiting economic aid



**76,382**

Beneficiaries of disability allowance



**39,091**

Beneficiaries of social care services