

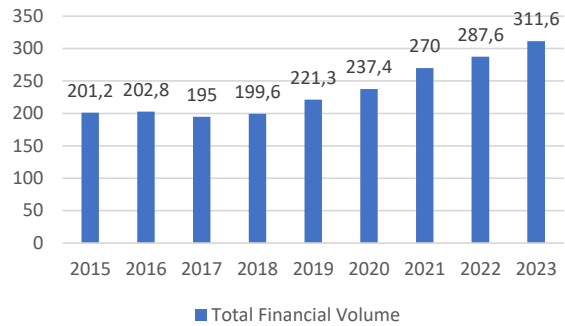
## Annex 4: Financial Overview 2023

### Financial Volume Overview, annual change 2022-2023 (in million US Dollars)

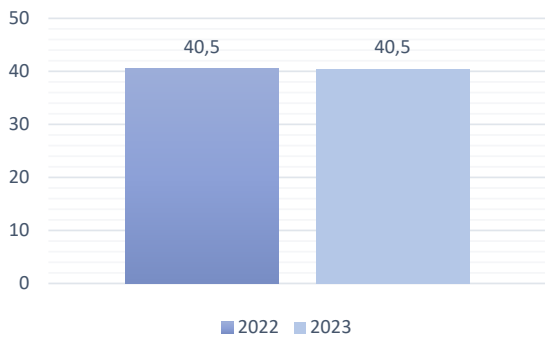
Financial Volume	2022	2023
Programme Expenditure	277,2	302,8
Management Expenditure	10,4	8,8 *
<b>Total</b>	<b>287,6</b>	<b>311,6</b>

\* The decrease compared to 2022 is mainly due to an asset capitalisation transaction of US\$ 1.13m. This was inappropriately processed in 2023 and will be corrected in 2024 by UNDP-GSSC.

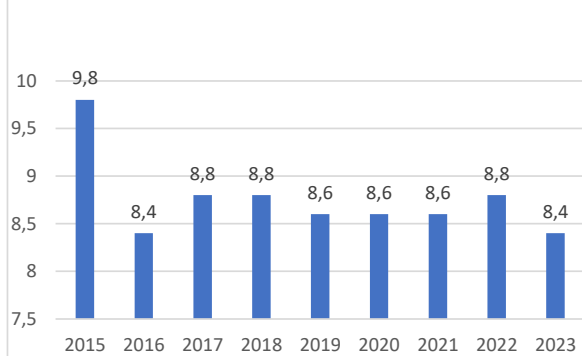
### Historic Financial Volume 2015-2023 (in million US Dollars)



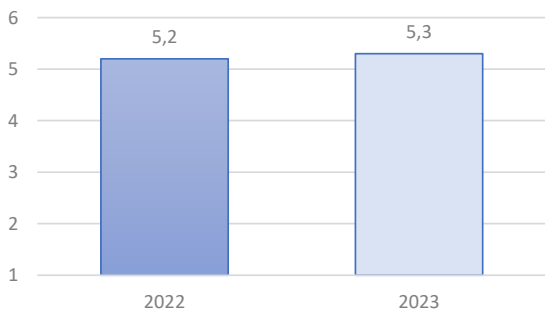
### Institutional Expenditure 2022-2023 (Core, XB, Cost Recovery, SVF) (in million US Dollars)



### Historic Overview of UNDP Core Contributions to UNV 2015-2023 (in million US Dollars)



### SVF Contributions and Interest 2022-2023 (in million US Dollars)



### Fully Funded Programme Contributions and Interest 2022-2023 (in million US Dollars)

