

## Annex 1: 2022-2023 Performance Indicators, UNV Strategic Framework 2022-2025












In line with harmonized standards for strategic plan reporting by UNDP, UNFPA, UNICEF and UN Women, the level of achievement of performance indicators is determined as follows:

- (a) Met or exceeded expectations (performance at 90 per cent, or above, of the milestone): green
- (b) Achieved below expectations (performance between 60 per cent and 89 per cent of the milestone): amber
- (c) Did not meet expectations (performance below 60 per cent of the milestone): red

### Outcome 1: Contributing to a people-centered United Nations – The functioning of the UN System is supported through the engagement of empowered UN Volunteers

<b>Outcome Indicator:</b> (assess progress against specified outcomes; they help verify that the intended positive change in the development situation has actually taken place)		<b>Baseline</b> (2021, unless noted)	<b>2022 Target</b>	<b>2022 Result</b>	<b>% Achievement</b>	<b>Performance</b>	<b>2023 Target</b>	<b>2023 Result</b>	<b>% Achievement</b>	<b>Performance</b>
1.1 Number of United Nations entities engaging UN Volunteers		56	57	55	96%	●	59	56	95%	●
1.2 Percentage of United Nations partners satisfied with UN Volunteers		96%	-	-	-	Biennial	96%	98%	102%	●
<b>Output</b> (UNV provides specific support for the following results)	<b>Output Indicator</b> (output indicators only measure results from schemes, services, plans, actions, etc., that are specifically supported by UNV)	<b>Baseline</b> (2021, unless noted)	<b>2022 Target</b>	<b>2022 Result</b>	<b>% Achievement</b>	<b>Performance</b>	<b>2023 Target</b>	<b>2023 Result</b>	<b>% Achievement</b>	<b>Performance</b>
Output 1.1 Expand the opportunities with UN entities for more and diverse people to support United Nations peace, humanitarian and development efforts	1.1.1 Number of nationalities represented among UN Volunteers	173	175	179	102%	●	182	180	99%	●
	1.1.2 Number of people volunteered per year through UNV	10,921	12,000	12,408	103%	●	13,000	12,840	99%	●
	1.1.3 Number of online volunteers requested per year through UNV	9,575	10,500	8,482	81%	●	11,600	14,050	121%	●
Output 1.2 Motivated, well-equipped volunteers mobilized to contribute to United Nations peace, humanitarian and development efforts	1.2.1 Percentage of UN Volunteers satisfied with their volunteering experience	88%	89%	88%	99%	●	92%	87%	95%	●
	1.2.2 Percentage of UN Volunteers reporting that their assignment enhanced their personal and professional development	93%	93%	94%	101%	●	93%	92%	99%	●

<b>Outcome 2: Serving the UN system – UNV is a fit-for-purpose organization contributing to the efficiency gains of the UN system</b>										
<b>Outcome Indicator:</b> (assess progress against specified outcomes; they help verify that the intended positive change in the development situation has actually taken place)	<b>Baseline</b> (2021, unless noted)	<b>2022 Target</b>	<b>2022 Result</b>	<b>% Achievement</b>	<b>Performance</b>	<b>2023 Target</b>	<b>2023 Result</b>	<b>% Achievement</b>	<b>Performance</b>	
2.1 Number of calendar days (median) for national UN Volunteer deployment lead time	51	46	23	200%	●	40	23	174%	●	
2.2 Number of calendar days (median) for international UN Volunteer deployment lead time	100	88	78	113%	●	75	72	104%	●	
2.3 Percentage of UN partners reporting that UNV recruitment processes were conducted in an efficient and timely manner	93%	-	-	-	Biennial	94%	91%	97%	●	
<b>Output</b> (UNV provides specific support for the following results)	<b>Output Indicator</b> (output indicators only measure results from schemes, services, plans, actions, etc., that are specifically supported by UNV)	<b>Baseline</b> (2021, unless noted)	<b>2022 Target</b>	<b>2022 Result</b>	<b>% Achievement</b>	<b>Performance</b>	<b>2023 Target</b>	<b>2023 Result</b>	<b>% Achievement</b>	<b>Performance</b>
Output 2.1 UN partners are provided with more efficient services	2.1.1 Recurrent cost recovery	13%	13%	13%	100%	●	13%	13%	100%	●
Output 2.2 UNV's institutional effectiveness is enhanced	2.2.1 Cumulative SVF, FF revenue (in million United States dollars)	95.6 (2018-2021)	25.3	23.3	92%	●	51.5	47.8	94%	●
	2.2.2 Cumulative number of donors to Special Voluntary Fund	12 (2018-2021)	13	10	77%	●	14	13	93%	●
	2.2.3 UNV workforce diversity as percentage of women in UNV staff	59%	57%	61%	93%	●	55%	61%	90%	●
	2.2.4 Percentage of staff from Global South	62%	63%	64%	102%	●	64%	73%	114%	●

<b>Outcome 3: Promote volunteerism – Member States and United Nations system efforts to integrate volunteerism as cross-cutting means of implementation into the 2030 Agenda are supported</b>										
<b>Outcome Indicator:</b> (assess progress against specified outcomes; they help verify that the intended positive change in the development situation has actually taken place)		<b>Baseline</b> (2021, unless noted)	<b>2022 Target</b>	<b>2022 Result</b>	<b>% Achievement</b>	<b>Performance</b>	<b>2023 Target</b>	<b>2023 Result</b>	<b>% Achievement</b>	<b>Performance</b>
3.1 Percentage of countries reporting the integration of volunteering into development plans, policies and strategies in voluntary national reviews on progress towards the Sustainable Development Goals		14%	20%	9%	45%		25%	28%	112%	
3.2 Percentage of UNSDCF's that reference volunteers and/or volunteerism as a means of implementation of the 2030 Agenda for Sustainable Development		15%	20%	24%	120%		25%	33%	132%	
<b>Output</b> (UNV provides specific support for the following results)	<b>Output Indicator</b> (output indicators only measure results from schemes, services, plans, actions, etc., that are specifically supported by UNV)	<b>Baseline</b> (2021, unless noted)	<b>2022 Target</b>	<b>2022 Result</b>	<b>% Achievement</b>	<b>Performance</b>	<b>2023 Target</b>	<b>2023 Result</b>	<b>% Achievement</b>	<b>Performance</b>
Output 3.1 Brokering of data, research, evidence and knowledge on volunteerism for the SDGS is enhanced	3.1.1 Cumulative number of new knowledge products on volunteerism for the 2030 Agenda published by UNV	9	3	3	100%		6	6	100%	
	3.1.2 Cumulative number of Member States, UN entities, Civil Society Organisations, and private sector partners contributing knowledge products to the UNV Knowledge Portal	5	10	10	100%		22	23	105%	
Output 3.2 Integration of data and evidence on volunteerism for the SDGs is strengthened among Member States and UN entities	3.2.1 Cumulative number of UN Country Teams and UN entities provided with technical support to integrate volunteerism evidence in CCA and UNSDCF processes	40 (2018-2021)	16	16	100%		32	34	106%	
	3.2.2 Cumulative number of Member States provided with technical support to integrate volunteerism evidence in national policies and plans	12	2	2	100%		5	6	120%	