



PAKISTAN

POPULATION 235,824,863 (2022)

Human development summary capturing achievements in the HDI and complementary metrics that take into account gender gaps, inequality, planetary pressures and multidimensional poverty.

HDI Human Development Index

The HDI is a summary measure for assessing average achievement in three basic dimensions of human development: a long and healthy life, access to knowledge and a decent standard of living. Pakistan's HDI value for 2022 is 0.540—which put the country in the Low human development category—positioning it at 164 out of 193 countries and territories.

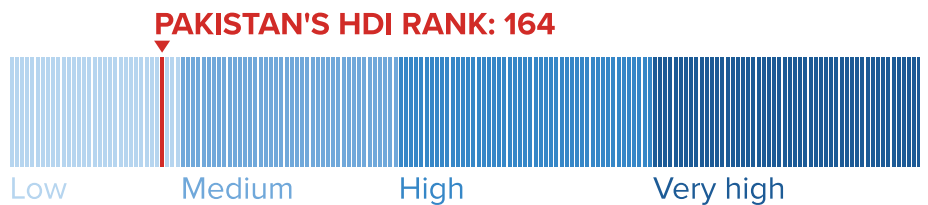
Between 1990 and 2022, Pakistan's HDI value changed from 0.394 to 0.540, an change of 37.1 percent.

Between 1990 and 2022, Pakistan's life expectancy at birth changed by 6.4 years, expected years of schooling changed by 3.7 years and mean years of schooling changed by 2.1 years. Pakistan's GNI per capita changed by about 80.2 percent between 1990 and 2022.

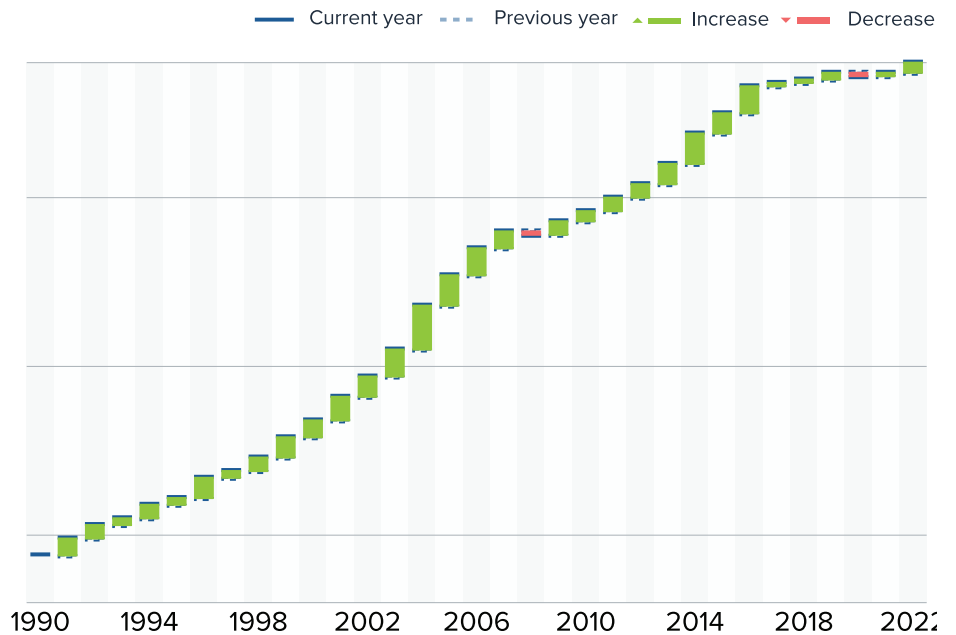
HDI value
(2022)
0.540

Human development
classification
Low

Developing
region
**South
Asia**



Trends in Pakistan's HDI 1990 – 2022



HDI in comparison 1990 – 2022

Pakistan World

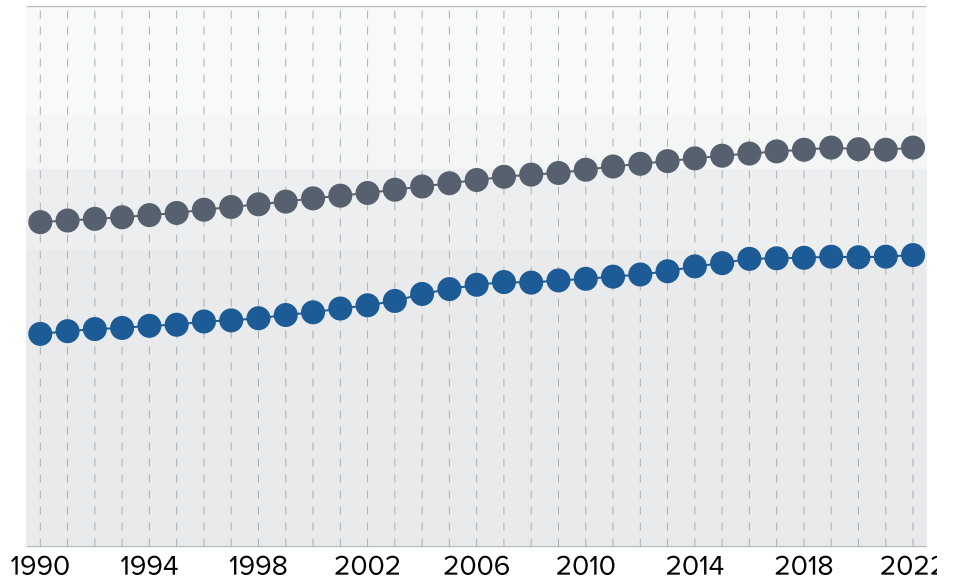
HDI classification (value):

Low (< 0.550)

Medium (0.550-0.699)

High (0.700-0.799)

Very high (≥ 0.800)



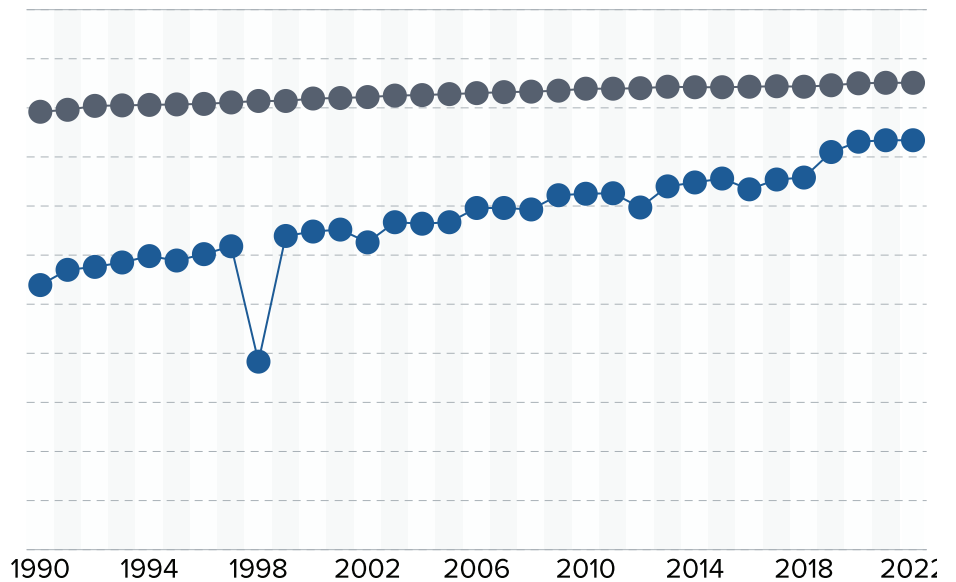
GDI

Gender Development Index

The GDI measures gender gaps in achievements in three basic dimensions of human development: health (measured by female and male life expectancy at birth), knowledge (measured by female and male expected years of schooling for children and mean years of schooling for adults aged 25 years and older) and living standards (measured by female and male estimated GNI per capita). It is a ratio of the female to the male HDI. The 2022 female HDI value for Pakistan is 0.480 in contrast with 0.575 for males, resulting in a GDI value of 0.834, placing it into Group 5.

GDI in comparison 1990 – 2022

Pakistan World



IHDI

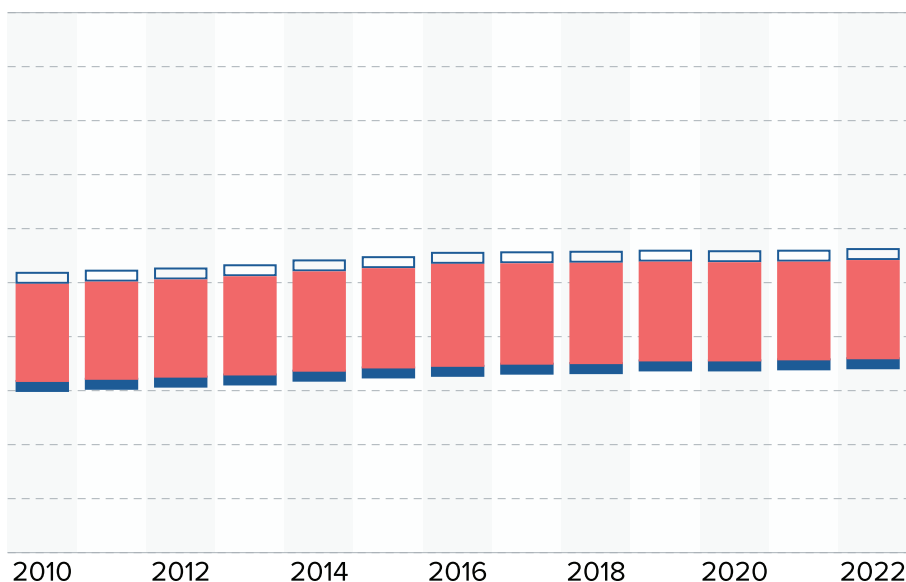
Inequality-adjusted HDI

The IHDI adjusts the HDI for inequality in the distribution of each dimension across the population. The 'loss' in human development due to inequality is given by the difference between the HDI and the IHDI. As the inequality in a country increases, the loss in human development also increases. Pakistan's loss due to inequality is 33.3 percent, which lowers the HDI to 0.360 in 2022.

IHDI in comparison 2010 – 2022

Pakistan

— IHDI of the year — HDI of the year — Loss — Gain



GII

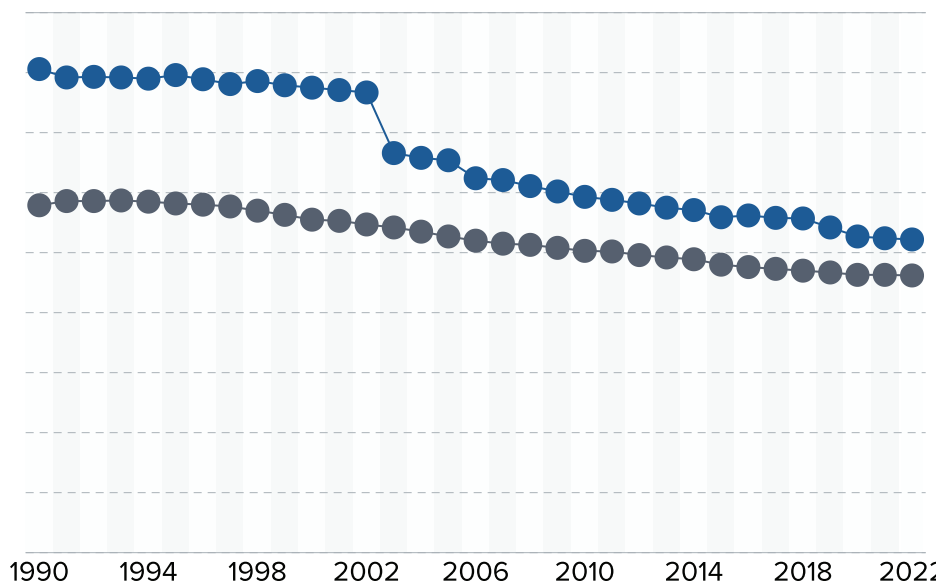
Gender Inequality index

The GII measures gender inequalities in three key dimensions – reproductive health, empowerment, and labour market. Reproductive health is measured by maternal mortality ratio and adolescent birth rates; empowerment is measured by the shares of parliamentary seats held and population with at least some secondary education by each gender; and labour market participation is measured by the labour force participation rates for women and men. Pakistan has a GII value of 0.522, ranking it 135 out of 166 countries in 2022.

GII in comparison 1990 – 2022

Note: the lower GII values represent a better performance regarding gender inequality.

Pakistan World



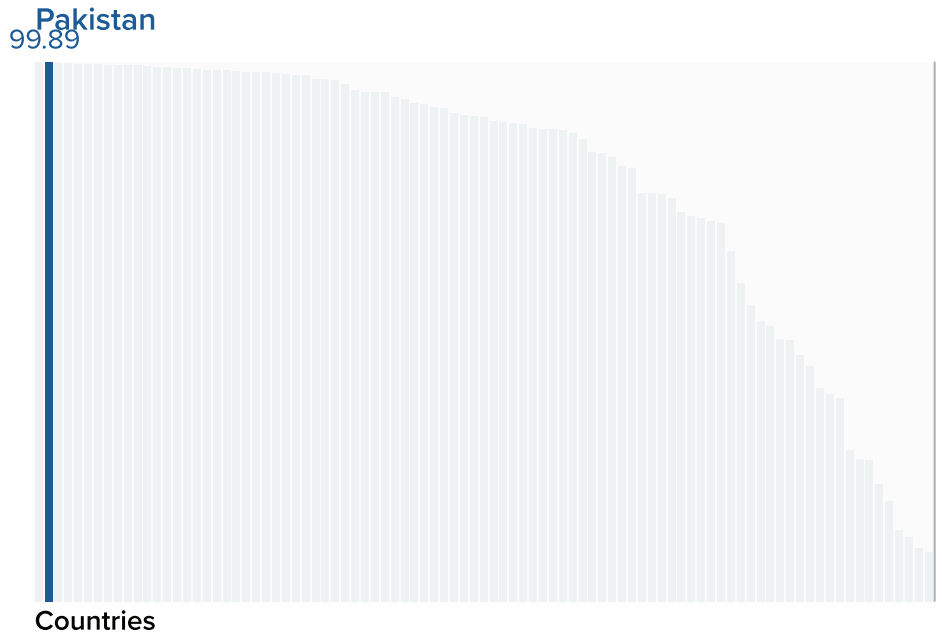
GSNI

Gender Social Norms Index

The GSNI assesses the impact of social beliefs on gender equality across four dimensions, including political, educational, economic, and physical integrity. It draws upon data from 91 countries, encompassing the World Values Survey waves 5 (2005-2009), 6 (2010-2014), and 7 (2017-2022), with the latest update reflecting information as of 12 January 2023. The core GSNI measures the percentage of people with at least one bias. The GSNI ranges from 0 to 1. Higher GSNI values indicate higher biases against gender equality and women's empowerment.

GSNI in comparison of latest year

Note: the lower GSNI values represent a better performance regarding GSNI.



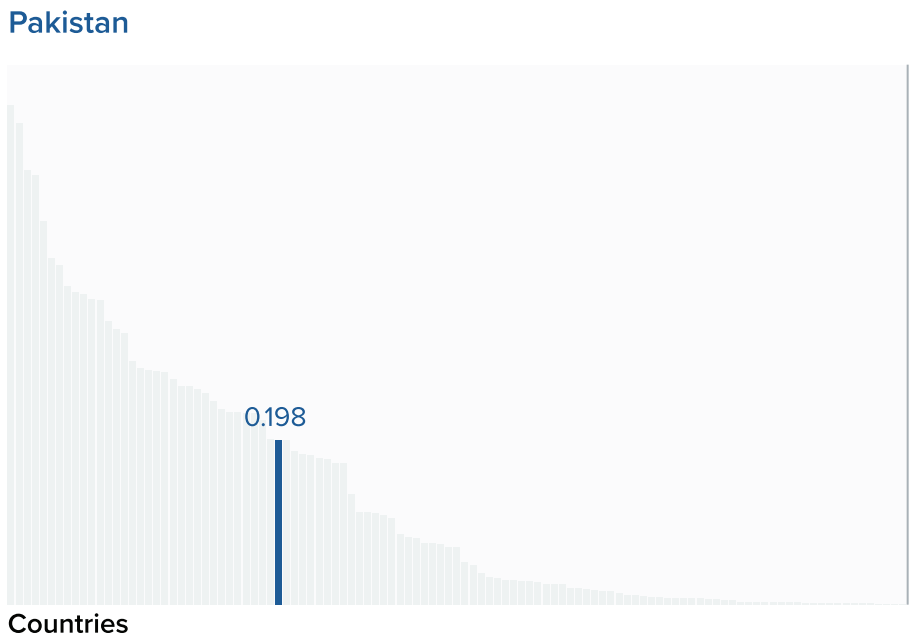
MPI

Multidimensional Poverty Index

The MPI looks beyond income and identifies multiple deprivations at the household level in three key dimensions: health, education and standard of living, comprising 10 indicators. People who experience deprivation in at least one third of these weighted indicators fall into the category of multidimensionally poor.

MPI in comparison of latest year

Note: the lower MPI values represent a better performance regarding multidimensional poverty.



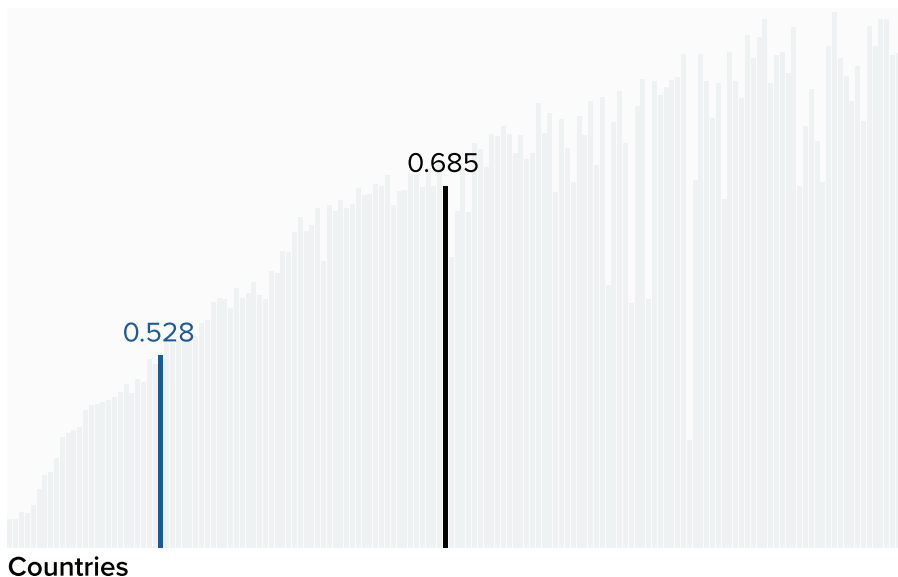
PHDI

Planetary pressures-adjusted HDI

The PHDI adjusts the HDI for pressures on the planet to reflect a concern for intergenerational inequality. It is the level of human development adjusted by carbon dioxide emissions per person (production-based) and material footprint per capita to account for the excessive human pressure on the planet. In an ideal scenario where there are no pressures on the planet, the PHDI equals the HDI. However, as pressures increase, the PHDI falls below the HDI.

PHDI in comparison of year 2022

Pakistan World



Note: HDRO is mandated to use internationally-standardized data. National and international data can differ because international agencies standardize national data to allow comparability across countries and, in some cases, may not have access to the most recent national data.