

MAPPING DATA COLLECTION FOR DEVELOPMENT/ ENHANCED INSTITUTIONAL CAPACITIES FOR DATA USE IN KOSOVO



The views expressed in this document are those of the author and do not necessarily represent views of either undp or usaid.

TABLE OF CONTENT

Executive Summary	6
Open Government Data	9
Mapping the data produced in central public institutions in Kosovo	11
Comparative Analysis with three Western Balkan countries	20
Analysis of scarce data use causes and data sharing systems, and recommended approaches to enhance data collection and use	23
Thematic Analysis and Findings	24
Recommendations.....	27
Factors in scarce use of data in policy making	27
Potential systems or mechanisms to facilitate data sharing in central public institutions and KAS	27
Approaches to enhance data collection, digitalization, sharing, and use for policy-making across Kosovo’s central public institutions	29
Methodology	31
Annexes	34

LIST OF ANNEXES

ANNEX 1. Kosovo central public institutions.....	34
ANNEX 2. The three Western Balkan countries' central public institutions	44
ANNEX 3. Documents for Kosovo's institutions.....	46
ANNEX 4. Documents for the three Western Balkan countries.....	51
ANNEX 5. KPIs for Kosovo's Institutions.....	54
ANNEX 6. KPIs for the three Western Balkan countries.....	73

LIST OF TABLES

TABLE 1. Number of documents and KPIs for line ministries	14
TABLE 2. Number of Documents and KPIs per type of institution and type of document	14
TABLE 3. KPIs year / period of collection	15
TABLE 4. Number of KPIs by source	16
TABLE 5. Total KPIs by KAS Categories	17
TABLE 6. Self-selected KPIs by KAS Categories	17
TABLE 7. Institution / KAS Category per self-selected KPIs	18
TABLE 8. Number of documents and KPIs for Albania, Montenegro and North Macedonia compared to Kosovo for the three line ministries	20
TABLE 9. Documents and KPIs by document type	20
TABLE 10. Countries compared by number of KPIs for institution and source	21
TABLE 12. Interview Findings	32

LIST OF CHARTS

CHART 1. Number of documents and KPIs collected for each type of Kosovo public central institution...	11
CHART 2. Documents and KPIs for each of the line ministries and agencies	13

EXECUTIVE SUMMARY

Data are crucial to human-centered policies and good governance. Digitalization has provided governments with considerable opportunities to improve public service efficiency and delivery while also increasing transparency and trustworthiness. The digitalization and digitizing of communication have enabled the publication of institutional public data through official institutional channels, improving transparency and accountability by making the data accessible to the public.

There is an expanding institutional agenda on data, in Kosovo¹. However, Kosovo is still facing substantial problems in the implementation of Open Data in the Western Balkans. Kosovo Central Institutions are finalizing its Digital Agenda Strategy, which will be implemented in 8 year period, and promoting access to Open Government Data (OGD) is placed at the core of its strategic objectives.² OGD emerges as a need to promote a data-driven culture in the public sector by developing frameworks that enable, guide and foster access to use and re-use the growing amount of data by increasing the openness and transparency and incentivize public engagement in policymaking and public value creation.

According to the findings of a study³ on real-time monitoring of the dataset quality of open data in the Western Balkans, availability of low-quality dataset formats appears to be the biggest concern impacting data reuse, resulting in an average 2.5/5 rating for data quality. In its roadmap for e-participation, open government, and open data in public administration⁴, Kosovo has been swiftly creating an overarching e-strategy and open government principles; nevertheless, implementation has been insufficient, and little progress has been made given that, so far, this has not been considered a key priority. Likewise, a study conducted on social media activity and presence, suggests that Kosovo is the least developed, compared to other five countries involved in e-government and open government.

This draws a map of the data produced within central public institutions in Kosovo by analyzing all the public documents that these institutions share online. By assessing how data is shared among public institutions and used in policy-making processes, the assessment provides a basis for recommendations for increased and effective use, collection, and management of data by institutions in the long term.

A total of 64 documents from Kosovo's institutions produced at least 261 records of Key Performance Indicators (KPI)⁵.

In addition, another 38 documents were examined from Albania, North Macedonia, and Montenegro, with a total number of 138 KPIs. All central public institutions were screened for strategic documents and data

¹ For UNDP, references to Kosovo shall be understood to be in the context of Security Council Resolution 1244 (1999).

² Kosovo Digital Agenda 2022-2030

³ Rača, V., Veljković, N., Velinov, G., Stoimenov, L., & Kon-Popovska, M. (2020). Real-time monitoring and assessing open government data: A case study of the western Balkan countries. In International Conference on ICT Innovations (pp. 189-201). Springer, Cham.

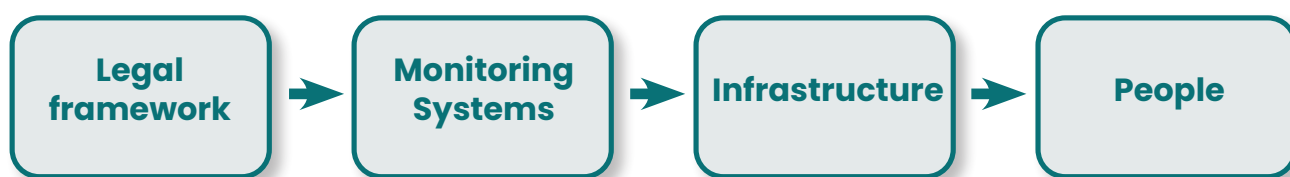
⁴ Millard, J, Thomasen, L., Pastrovic, G., Cvetkovic, B. (2018). A roadmap for e-participation and open government: empirical evidence from the Western Balkans. In Proceedings of the 11th International Conference on Theory and Practice of Electronic Governance, Galway, Ireland, April 2018 (ICEGOV'18). DOI: 10.1145/3209415.3209459

⁵ In this report, KPIs are intended as critical indicators published within documents by elaborating data from KAS or those collected from the same and other institutions.

availability and use. This allowed the collection of a significant amount of information which, together with qualitative data from interviews with primary stakeholders, created the basis for a comparison of the state of the art of data availability, transparency, and use within policy-making processes. While Kosovo shows a higher number of documents and KPIs collected for each of three line ministries compared to the other countries, it is noteworthy that Kosovo has a higher number of KPIs that are self-calculated rather than using different sources (such as Kosovo Agency of Statistics (KAS) or international options).

In addition to the desk research, a qualitative element involved 11 interviews to analyze the causes of scarce data use and data sharing systems, and to offer recommendations on methods to enhance data collection and use. The interviews allowed the identification of some of the main factors that inhibit the institutional ability to collect and exchange data. These include lack of resources (financial and human), lack of statistical offices (as organizational units), and lack of specific software for data collection. In addition, it was observed that some central institutions do not use KAS indicators, as they are not particular to their work.

Based on the analysis, this report makes several recommendations for potential systems or mechanisms to facilitate the sharing of data among central public institutions and KAS, and for approaches to enhance data collection, digitalization, sharing, and use for policy-making across Kosovo's institutions. The findings are in line with UNDP Digital Strategy⁶, suggesting four pillars of improvement:



The following recommendations have been drawn from this analysis:

Legal Framework

- Improve the legal requirement for data exchange for some public institutions⁷, to push them to exchange data with KAS;

Monitoring

- Create statistical units within line ministries;

Infrastructure

- Invest more in institutional software/databases for data collection;
- Improve public websites or create a centralized document management system for data publishing (as is the case in Montenegro);
- increase KAS working groups to coordinate work with public institutions; and

Improve Data Literacy

- Provide more training on digital awareness.

⁶UNDP (2022) UNDP Digital Strategy 2022-2025 https://digitalstrategy.undp.org/documents/Digital-Strategy-2022-2025-Full-Documents_ENG_Interactive.pdf

⁷See Act 2 of the Law on Access to Public Documents (LAW NO. 06/L-081), which exempts from producing, altering, or publishing information summaries if doing so would entail a great deal of work above what is necessary for essential operation.

OPEN GOVERNMENT DATA

Open Government Data (OGD) is a public administration process that encourages openness, accountability, and the dissemination of public government information to all citizens.⁸ Simply put, Open Government Data means that public government information can be reported, published on public channels, and accessed by anyone without any restriction. Massive amounts of data and information are produced and requested by state institutions. These institutions make themselves more open and answerable to citizens by making their datasets available. Governments can encourage the development of new businesses and cutting-edge, citizen-centric services by promoting the use, repurposing, and free sharing of datasets. Through the online dissemination of Open Data, several countries have started transparency initiatives for their governments and public institutions.

Government agencies usually manage open government portals, and in some cases, data is either not adequately supplied or selectively supplied. As a result, an international project known as the Open Government Partnership (OGP) initiative was established. OGP was to direct the Open Government Data process and secure specific commitments from governments to advance open government, empower citizens, combat corruption, and use new technologies to strengthen governance. Compared to EU members, Western Balkan countries and Kosovo launched the open data process later and are still working to improve the quality of the data provided. Even though Kosovo is not a member of OGP, Kosovo has vowed to respect the OGP's principles of open, accountable government data and has persevered in its attempts to enter the realm of digital governance.⁹ The Kosovo institutions has developed several initiatives under the "National Open Data Charter", including the E-Kosova portal, public consultation platforms, public service digitization, e-participation platforms and budget transparency tools. The release of data in Kosovo has increased during the past five years, primarily due to prompting from civil society. Open Data Kosovo (ODK), a non-governmental organization, worked with the Kosovo Ministry of Public Administration to create Kosovo's first open data website.¹⁰ Open Data Kosovo developed a Regional Openness Index as part of the ACTION SEE project funded by the EU in partnership with the regional network of organizations with the same name.¹¹ The Regional Openness Index assesses the degree of institutional openness in the Western Balkans for people and society according to the following four guiding principles: (1) transparency, (2) accessibility, (3) integrity, and (4) awareness. According to the Regional Openness Index, measured over a period of four years, the Ministry of Local Government Administration received the best rating (81.24%) among the 46 institutions examined, while the Municipality of Leposaviq/Leposavić had the lowest (0.00%); Kosovo's score for degree of data openness is 34.27%. According to this evaluation, Kosovo is behind Serbia and Montenegro, but ahead of North Macedonia, Albania and Bosnia and Herzegovina.

⁸ <https://www.oecd.org/gov/digital-government/open-government-data.htm>

⁹ <https://ogpkosova.org/>

¹⁰ <https://opendataKosovo.org/>

¹¹ <https://opendataKosovo.org/portfolio/actionsee/>

According to Open Data Kosovo, despite efforts to disclose all publicly available data in Kosovo this process is still in its early stages.¹² They stated that “a stronger legal requirement will be vital to help positively boost the open data process and support the use of data for the public good. In particular, attention needs to be given to how compliance with data governance, open data, and data sharing rules will be ensured. Looking at data for the public good more widely, specific efforts should be made to raise awareness about the data produced in the private sector and the importance of using and opening it to both public and private sector stakeholders”.

The Kosovo Digital Agenda Observatory¹³ identifies several issues to be addressed: among these, the strategic objectives of the Digital Agenda 2030 (not yet approved) should give great importance to e-governance, specifically the digitization of public services; and public officials’ digital skills should be enhanced through new ICT training, in order to successfully implement the digitalization required by the strategy.

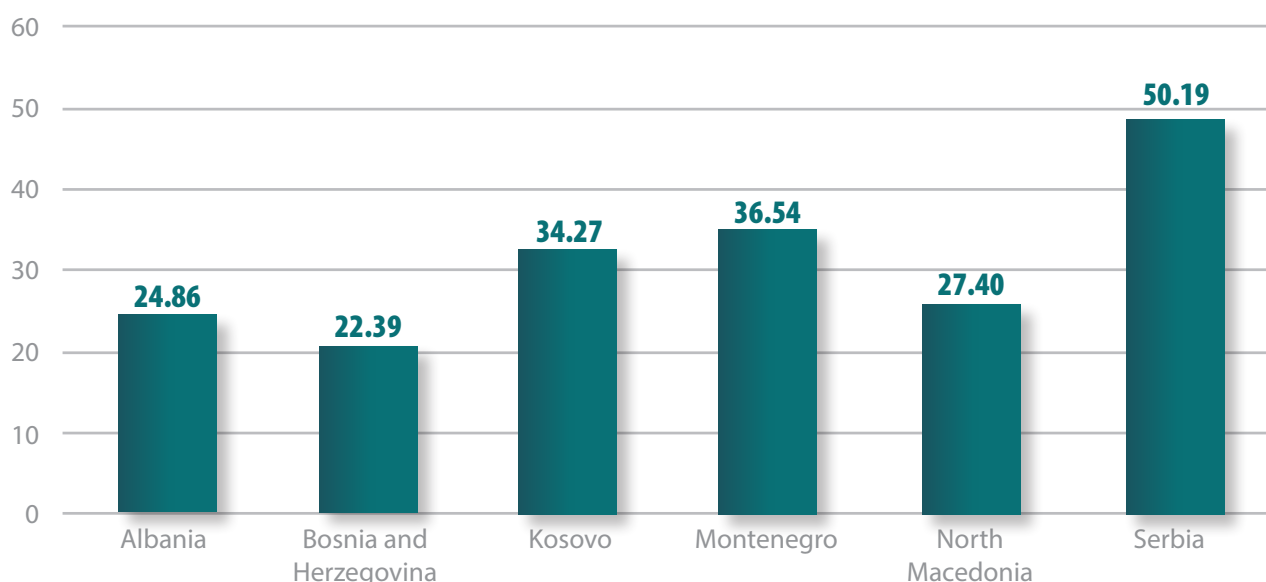


CHART 1. Regional Openness Index of Western Balkans MEMBERS.

Source: Open Data Kosovo

The criteria for the use of open data in Kosovo are outlined in the law No. 06/L-081.¹⁴ As per the Law on Access to Public Documents, public institutions are required to actively publish every public document they generate, receive, keep, or control as soon as it is available for publishing but no later than fifteen days after becoming accessible. Article 2, however, states that public institutions are not required to produce, modify, or publish information summaries as doing so would require excessive effort beyond simple functioning. Because of this, public institutions cannot be forced to keep creating and storing a certain kind of public document for an external actor or another public institution for later use. The accessibility of all types of data is potentially affected by this act.

¹²In her regional analysis of Kosovo and Albania OGD, in Global Data Barometer (2022). First Edition Report – Global Data Barometer. ILDA. DOI: <https://doi.org/10.5281/zenodo.6488349>

¹³“Kosovo DIGITAL AGENDA OBSERVATORY 2022 Country Report and Roadmap for the implementation of the Digital Agenda in Kosovo”. Accessed on 30 October, 2022. <https://opendataKosovo.org/wp-content/uploads/2022/07/Kosovo-Country-Report-2022.pdf>

¹⁴https://www.ero-ks.org/zrre/sites/default/files/LIGJI_NR._06_L-081_P%C3%8BR_QASJE_N%C3%8B_DOKUMENTE_PUBLIKE-_shtator.pdf

Producing specific data, such as statistics, briefings, or reports, can be difficult or time-consuming for them. Much information may be hidden if institutions feel that data is challenging to produce. As a result, the law may restrict the production of open data and hinder efforts to inform the public properly. The limited amount of information supplied by institutional entities may also result from this law, and to some extent the quality of the information may also be called into doubt. Therefore, further work is needed to change the law's original intent to ensure complete data accessibility and require institutional organizations to create public information actively, regardless of how challenging or time-consuming it may be.

MAPPING THE DATA PRODUCED IN CENTRAL PUBLIC INSTITUTIONS IN KOSOVO

To map out the data that are produced within central public institutions, Key Performance Indicators (KPI) were used. KPIs are used as a metric that better explain the use of data from Kosovo's central public institutions since the number of documents refers to the number of reports, strategic or other documents published by them. At the same time, KPIs show the actual data used within these documents.

The screening of the websites produced 64 DOCUMENTS from Kosovo's central institutions. After analysis of these documents, 261 RECORDS OF KPIs were collected and categorized according to the publishing institution and the source (whether it was self-calculated, taken from KAS indicators, or other sources). The KPI was associated with the KAS categories if it was not taken from KAS. Another 38 DOCUMENTS WITH A TOTAL NUMBER OF 138 KPIs were examined from the other three countries, following the same approach as in Kosovo's (see Annex 1).

This number allowed a significant analysis of the quality of data produced by Kosovo's central public institutions and an assessment of their correlation with data produced by KAS. In addition, it identified data gaps and lack of data (e.g. in terms of indicators, data type, time coverage).

Chart 1 represents the documents and KPIs examined for each type of central institution in Kosovo. While the number of documents examined is the same for agencies and line ministries, the number of KPIs used in these documents are significantly higher in line ministries.

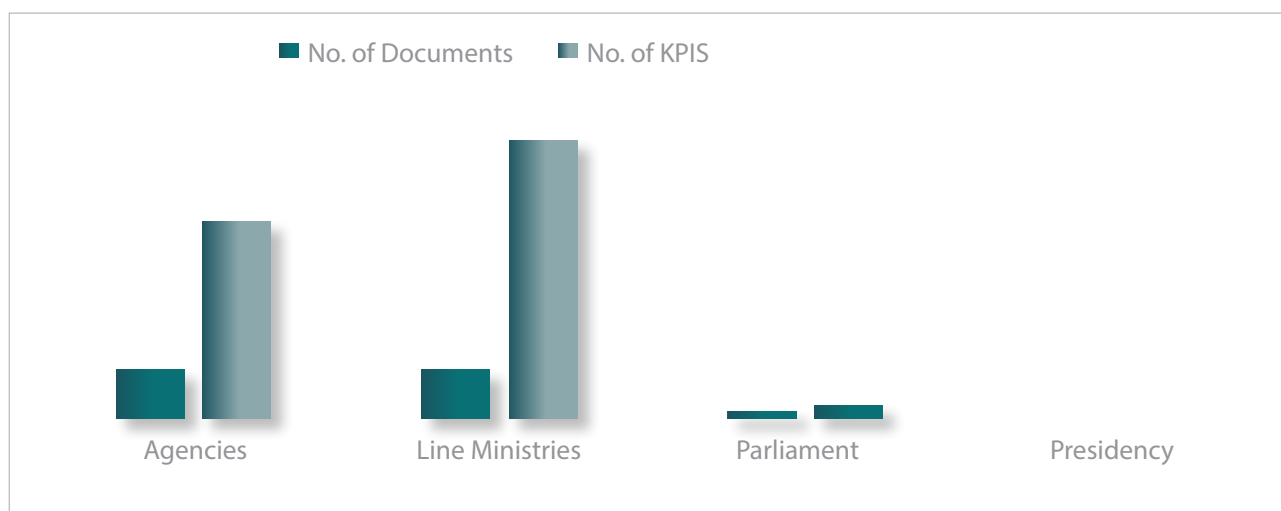


CHART 1. Number of documents and KPIs collected for each type of Kosovo public central institution

As Chart 2 below shows, almost half of the institutions have no documents published on their websites. There is also little documentation from the agencies or other public institutions: except the Ministry of Environment, Spatial Planning and Infrastructure, the Ministry of Industry, Entrepreneurship and Trade, and the Ministry of Local Government and Administration. Only 19 of 40 related institutions have at least one recent document in their websites, and only three have more than two documents published. (See Annex 1)

THUS, THE FIRST IMPORTANT FINDING IS THE LOW NUMBER OF DOCUMENTS (I.E. A SIGNIFICANT LACK OF OPEN DATA) PUBLISHED BY CENTRAL PUBLIC INSTITUTIONS.

The low number of documents collected indicates a lack of data shared from the central institutions; this was addressed during the interviews, highlighting several factors that influence this finding – please see the Findings and Recommendations section.

The Ministry of Internal Affairs published the most documents, with a higher number of KPIs. The Ministry of Finance, Labour and Transfers offers a low number of records on the website (4) but with a very high number and thus ratio of KPIs (50; see Table 1). The Ministry of Finance, Labour and Transfers and the Ministry for Regional Development show a significant number of documents shared (respectively 5 and 4) with quite a high number of KPIs (15 and 21).

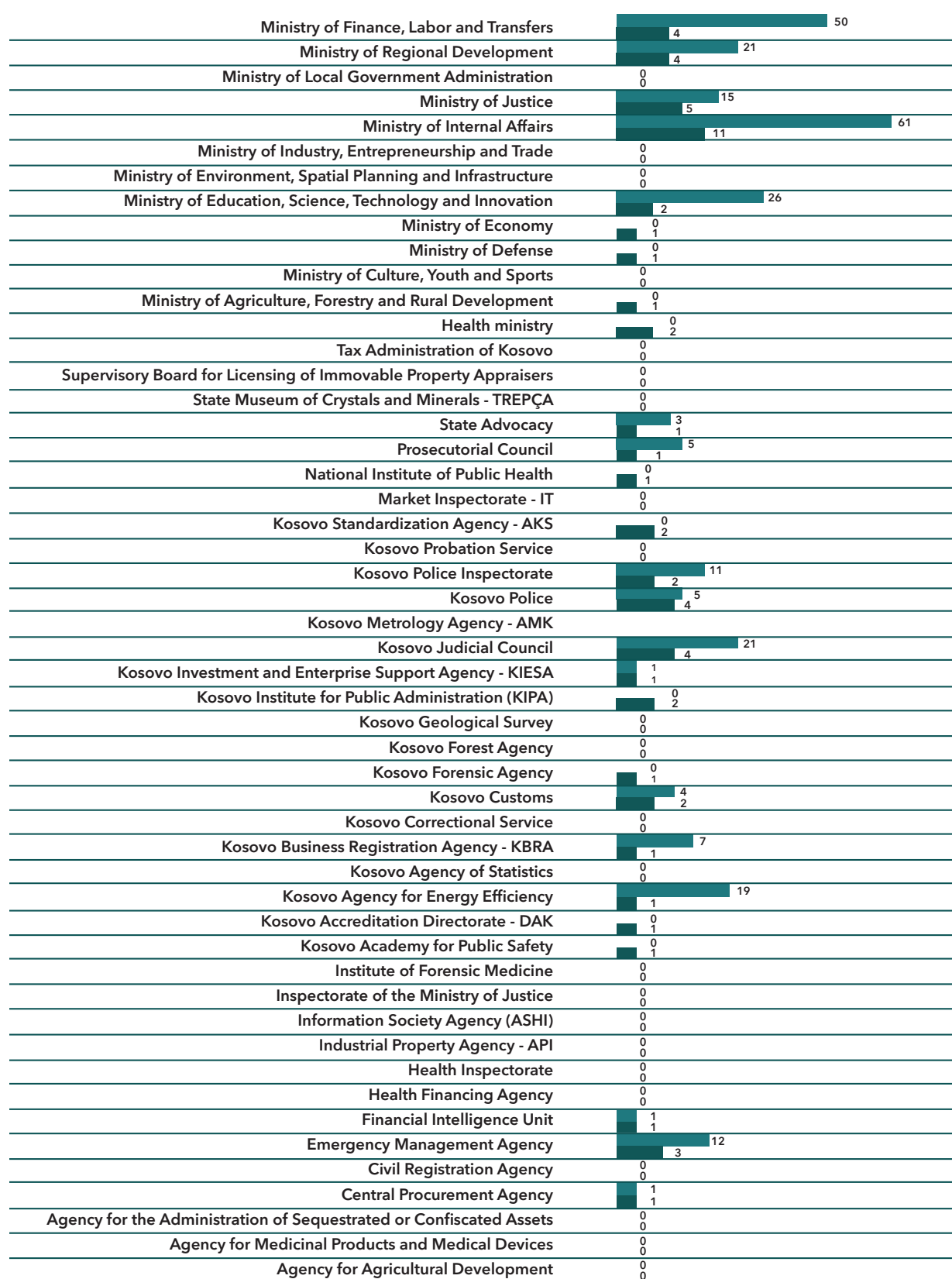


CHART 2. Documents and KPIs for each of the line ministries and agencies

TABLE 1. Number of documents and KPIs for line ministries

Institution	No. Documents	No. KPIs	Ratio of KPIs
Ministry of Internal Affairs	11	61	6
Ministry of Justice	5	15	3
Ministry of Finance	4	50	13
Ministry of Regional Development	4	21	5
Ministry of Education, Science, Technology and Innovation	2	26	13
Ministry of Health	2	0	-
Ministry of Economy	1	0	-
Ministry of Agriculture, Forestry and Rural Development	1	0	-
Ministry of Defense	1	0	-
Ministry of Culture, Youth and Sports	0	0	-
Ministry of Local Government Administration	0	0	-
Ministry of Environment, Spatial Planning and Infrastructure	0	0	-
Ministry of Industry, Entrepreneurship and Trade	0	0	-

** The KPIs Ratio is calculated as ratio of number of documents over the number of KPIs*

Table 2 presents the number of documents collected per type of Institution and type of document. The vast majority of documents are GENERAL, ANNUAL AND STRATEGIC REPORTS (respectively 21, 9 and 22). Open data format was generally used for institutional budgets or other data purposes and, therefore, these were not used for this analysis.

IT IS NOTABLE THAT ONLY FOUR STATISTICAL REPORTS (PRESENTED BY THE KOSOVO JUDICIAL COUNCIL, MINISTRY OF EDUCATION, SCIENCE, TECHNOLOGY AND INNOVATION, AND THE KOSOVO ADVOCACY) WERE FOUND, AND DESPITE EXPECTATIONS A LOW NUMBER OF KPIS WERE PRESENTED.

TABLE 2. Number of documents and KPIs per type of institution and type of document

Row Labels	Line Ministries		Agencies		Parliament		Grand Total	
	Doc.	KPIs	Doc.	KPIs	Doc.	KPIs	Doc.	KPIs
Action Plan	3	0	1	0			4	0
Annual Report	2	23	7	33			9	56
Concept Document	1	4					1	4
Draft Report	1	0					1	0
Open Data Format			1	4			1	4
General Report	10	79	10	25	1	4	21	108
Statistics Report	1	3	3	13			4	16
Strategic Report	13	64	8	10	1	0	22	74
Website Section			1	4			1	4
Grand Total	31	173	31	89	2	4	64	266

While some KPIs date back to the period 1999-2014, most of them show recent data (mainly from the years 2020, 2021, and 2022) (see Table 3). This is due to the evaluator’s practice of collecting only recent documents.

TABLE 3. KPIs Year / period of collection

Year/Period	Number of KPI
2010	1
2014	4
2015	9
2016	3
2019	23
2020	34
2021	61
2022	52
1999-2014	1
2000-2014	1
2007-2020	1
2012-2015	2
2015-2019	2
2015-2020	2

2016-2020	5
2018-2020	25
2018-2022	1
2019-2020	6
2019-2021	5
2020-2021	23
Grand Total	261

When looking at the Source of Data, it may be noted that the highest frequency is related to KPIs self-calculated by the competent institution (see Table 4).

**166 CASES CAN BE DEEMED AS SELF-CALCULATED BY THE INSTITUTION,
WHILE IN 44 INSTANCES KAS INDICATORS WERE USED.**

This finding is significant when compared with other Western Balkan jurisdictions and in the context of the interviews (see below for the detailed analysis). It shows a lack of use of KAS information from central public institutions. LINE MINISTRIES AND AGENCIES USE KAS INDICATORS IN ALMOST 17% OF THEIR KPIs. The other self-calculated KPIs derive from foreign institutions such as the World Bank, Eurostat, Transparency International, and the European Commission while some of them are from the Central Bank of Kosovo, the Central Election Commission, etc. The high number of self-calculated KPIs indicate the data-gathering potential that the institutions have and the low use of KAS data. The potential could be exploited by nurturing the collaboration between KAS and other central institutions to incorporate more indicators in their strategies, reports, or other documents.

TABLE 4. Number of KPIs by source

	Agencies and Parliament	Line Ministries	Grand Total
SC	53	113	166
KAS	15	29	44
Other Central Institution	10	11	21
Eurostat		7	7
Central Bank of Kosovo	1	4	5
Central Election Commission	4		4
IMF		3	3
Kosovo Energy Corporation	2		2
Other Central Institution	2		2
Department for Reintegration of Repatriated Persons and Integration of Foreigners, Ministry of Internal Affairs		1	1
Transparency International		1	1
European Commission		1	1
EU funded assessment	1		1
World Bank		1	1
Our World in Data		1	1
Annual Statistical Report by Kosovo Judicial Council		1	1
Grand Total	84	173	261

THE HIGH NUMBER OF SELF-CALCULATED KPIS INDICATES A NEED AMONG CENTRAL PUBLIC INSTITUTIONS FOR MORE INFORMATION FROM KAS. ON THE OTHER HAND, INDICATORS FROM THESE INSTITUTIONS CAN BE INCLUDED WITHIN KAS DATA.

Indeed, many of the KPIs used by central institutions could be categorized according to KAS indicators and be used by KAS; alternatively, KAS data could have been used. Table 5 presents all the indicators divided by KAS categories (where applicable). The majority of KPIs are related to the population, justice, and education categories, linked to the main institutions from where the documents were collected. Comparing self-calculated KPIs with those coming from KAS KPIs (Table 6 and Table 5), it can be noted that there is a clear tendency to use more self-calculated KPIs for the same categories.

THIS SHOWS THAT A LOT OF INDICATORS THAT FALL WITHIN THE KAS DOMAIN AND ARE MEASURED BY THEM, ARE BEING SELF-CALCULATED BY CENTRAL PUBLIC INSTITUTIONS.

TABLE 5. Total KPIs by KAS Categories

KAS Categories	Agencies	Line Ministries	Grand Total
Data on children	-	7	7
Education	1	32	33
Energy	14	-	14
Environment	4	-	4
- Environment	3	-	3
- Water	1	-	1
Executive's Expenditure	1	11	12
Health and welfare	-	18	18
Income and Living Conditions	5	3	8
- Health and Welfare	-	1	1
- Income and Living Conditions	-	1	1
- Incomes for Household	1	1	2
- Police Indicators	4	-	4
Justice	24	11	35
- Courts	24	1	25
- Criminal Justice	-	10	10
Labour market	1	3	4
Domestic and institutional accounts	4		4
Population	4	61	65
- Migration		51	51
- Population	4	10	14
Short-term statistics	-	2	2
Statistical business register	7	-	7
Structural business statistics	2	-	2
UNDP, Public Pulse	4	3	7
Grand Total	71	151	222

TABLE 6. Self-selected KPIs by KAS Categories

KAS Categories	Agencies	Line Ministries	Grand Total
Data on children	-	7	7
Education	1	25	26
Environment	1	-	1
- Water	1	-	1
Executive's Expenditure	-	7	7
Health and welfare	-	18	18
Income and Living Conditions	4	1	5
- Incomes for Household	-	1	1
- Police Indicators	4	-	4
Justice	24	10	34
- Courts	24	1	25
- Criminal Justice	-	9	9
Labour market	-	2	2
Population	-	24	24
- Migration	-	24	24
Statistical business register	7	-	7
UNDP, Public Pulse	-	1	1
Grand Total	37	95	132

Table 7 shows the number of KPIs which could have been used from different KAS categories if addressed properly for each institution, or which could be integrated within KAS indicators.

Some of these indicators are very specific and might not be deemed important enough to be included in the KAS list of indicators. But as the qualitative analysis notes, among the reasons are the lack of legal obligation to communicate data to KAS and the lack of human resources and expertise to assure the quality of data.

FOR INSTANCE, THE KOSOVO JUDICIAL COUNCIL, TOGETHER WITH THE MINISTRY OF JUSTICE, MINISTRY OF REGIONAL DEVELOPMENT AND KOSOVO ADVOCACY HAVE A LOT OF INFORMATION ON COURTS, WHICH COULD FALL INTO THE JUSTICE CATEGORY. THESE DATA COULD BE COORDINATED WITH KAS TO ENRICH THE PRESENT INDICATORS.

TABLE 7. Institution / KAS Category per self-selected KPIs

INSTITUTION / KAS CATEGORY	KPIs
Emergency Management Agency	2
- Education	1
- Environment	1
• Water	1
Kosovo Business Registration Agency - KBRA	7
- Statistical business register	7
Kosovo Judicial Council	16
- Justice	16
• Courts	16
Kosovo Police	4
- Justice	4
• Police Indicators	4
Ministry of Education, Science, Technology, and Innovation	26
- Education	25
- Income and Living Conditions	1
• Incomes for Household	1
Ministry of Finance, Labour, and Transfers	31
- Data for children	7
- Executive's Expenditure by COFOG	6
- Health and welfare	18
Ministry of Internal Affairs	24
- Population	24
• Migration	24
Ministry of Justice	12
- Executive's Expenditure by COFOG	1
- Justice	10
• Courts	1
• Criminal Justice	9
- UNDP Democratic and Economic index	1
Ministry of Regional Development	2
- Labour market	2
- Prosecutorial Council	5
- Justice	5
• Courts	5
Kosovo Advocacy Office	3
- Justice	3
• Courts	3
Grand Total	132

COMPARATIVE ANALYSIS WITH THREE WESTERN BALKAN COUNTRIES

Albania, North Macedonia, and Montenegro were selected for comparison. Their data is included in Annex 2, Annex 4, and Annex 6. Three ministries were chosen, given the high number of documents and KPIs from the analysis of Kosovo’s institutions: Ministry of Finance, Ministry of Justice, and Ministry of Health.

As a general note (see Table 8):

KOSOVO SHOWS A HIGHER NUMBER OF DOCUMENTS AND KPIS COLLECTED FOR THESE THREE LINE MINISTRIES. ALBANIAN INSTITUTIONS SHOWED A HIGH NUMBER OF DOCUMENTS ONLINE, BUT ONLY A FEW INDICATORS WERE USED. MONTENEGRO AND NORTH MACEDONIA HAVE A SIMILAR NUMBER OF DOCUMENTS AND KPIS.

TABLE 8. Number of documents and KPIs for Albania, Montenegro, and North Macedonia compared to Kosovo for the three line ministries

	Albania		Montenegro		North Macedonia		Kosovo		Total	
	Docs. No.	KPIs No.	Docs. No.	KPIs No.	Docs. No.	KPIs No.	Docs. No.	KPIs No.	Docs. No.	KPIs No.
Ministry of Finance and Economy	4	22	3	39	2	40	4	50	13	151
Ministry of Health	0	0	1	7	5	13	2	0	8	20
Ministry of Justice	3	0	5	11	6	5	5	15	16	31
Grand Total	4	22	9	57	13	58	11	65	37	202

Similarly to Kosovo, the other three countries have a higher number of documents that fall into the Report category (see Table 9). As an exception, North Macedonia has one open format document with 40 indicators, while Montenegro has a policy document with 23 KPIs.

Open data formats are absent or very rare in all countries and Kosovo. The lack of information that can be further analyzed by outsiders may be due to lack of public pressure for micro-data, or inability of public institutions to provide them, or unwillingness to disclose.

TABLE 9. Documents and KPIs by document type

Type of Doc.	Albania		Montenegro		North Macedonia		Kosovo		Total	
	KPIs	Docs.	KPIs	Docs.	KPIs	Docs.	KPIs	Docs.	KPIs	Docs.
Action Plan	0	2	0	1	0	1	0	2	0	6
Annual Report	0	1							0	1
Concept Document							4	1	4	1
Open Data Format					40	1			40	1
Policy			23	1					23	1
Report	0	2	3	3	0	3	58	6	61	14
Statistics Report	0	1							0	1
Strategic Report	22	3	31	4	18	8	3	2	74	17
Grand Total	22	9	57	9	58	13	65	11	202	42

Table 10 represents the KPIs by institution and the source for each WB member. It is worth noting that the North Macedonian Ministry of Finance uses 40 KPIs from the National Statistical Office, while Albania only has 9 and Kosovo 4. Even the Ministry of Health in North Macedonia has a KPI from the Statistical Center, whereas other WB members list no more KPIs from their statistical centers.

This finding is interesting, given the high number of KPIs that Kosovo’s institutions have used, compared to North Macedonia, which has fewer data but mainly draws on its National Statistics Agency.

IN ADDITION, IT MAY BE NOTED THAT KOSOVO HAS MORE SELF-CALCULATED INDICATORS THAN OTHER COUNTRIES, WHICH USUALLY HAVE WELL-DEFINED SOURCES FOR THEIR KPIS.

TABLE 10. Countries (and Kosovo) comparison by number of KPIs for institution and source

Institution / Source	Albania	Montenegro	North Macedonia	Kosovo	Grand Total
Ministry of Finance	22	39	40	48	149
Bank of Albania	6				6
Entrepreneurship & Development Institute		1			1
European Commission				1	1
Eurostat				1	1
GII		1			1
IMF				3	3
MONSTAT		15			15
Kosovo Statistical Office (KAS)	9		40	4	53
Other Central Institution		16			16
Our World in Data				1	1
Self-calculated	7			37	44
UNSTAT		1			1
VCPE		1			1
World Bank				1	1
World Bank Doing Business		1			1
World Bank Trade Logistics		1			1
World Economic Forum		2			2
Ministry of Health		7	13		20
European Commission			1		1
OECD			1		1
Other Central Institution			6		6
Self-calculated		7			7
Kosovo Statistical Office			1		1
UNICEF			1		1
United Nations World Population Prospects			1		1
World Bank			2		2
Ministry of Justice		11	5	15	31
KAS, Public Pulse Brief XVIII for Kosovo				1	1
Other Central Institution		5		1	6
Other Sources		2			2
Self-calculated		4	5	11	20
IML				1	1
Transparency International				1	1
Grand Total	22	57	58	63	200

In conclusion, it may be noted that Kosovo demonstrates good use of KPIs in the screened documents.

Yet the use is limited to reports. In Montenegro, a policy document was found with 23 KPIs being used. This indicates a tendency to base public policy on data. While it cannot be generalized, it appears that Kosovo, like the other two Western Balkan Countries, shows a greater use of KPIs in reporting rather than supporting policy.

Open data was not used only in North Macedonia. The use and publication of open data from North Macedonia is related to the higher reliance on its National Statistics Office data, which assures the open format as well. This affirms the benefit of using KAS data, not only because of the reliability of data, but also the better format that it provides.

Another important finding relates to the source of KPIs used in the documents. Kosovo has 48 KPIs from self-calculated sources (accounting for almost 75% of total KPIs). Albania has 7 (some 30% of the total sources used), and Montenegro 11 (20% of total sources used). On the other hand, North Macedonia shows no use of self-calculated KPIs. The other interesting fact relates to the use of data from the statistical offices. North Macedonia has 41 KPIs from its national statistical office, accounting for almost 71% of its sources. Kosovo on the other hand, has only 5 KPIs (around 7% of the total KPIs), which confirms a rather low use of KAS data.

ANALYSIS OF SCARCE DATA USE CAUSES AND DATA SHARING SYSTEMS, AND RECOMMENDED APPROACHES TO ENHANCE DATA COLLECTION AND USE

This part of the analysis aims to:

- Assess the causes of the scarce use of data in policy-making;
- Analyze the existing data-sharing systems and provide recommendations on potential systems or mechanisms to facilitate the sharing of data among central public institutions and KAS, and;
- Make recommendations for approaches to enhance data collection, digitalization, sharing, and use for policy-making across Kosovo's central public institutions.

To address the above points, eleven interviews were conducted in July 2022, with general secretaries of line ministries, directors of public agencies, and personal contacts. Interviews provided in-depth analysis of the causes of the scarce data use in policy-making, an understanding of data-sharing processes, and how to improve data collection, digitalization and support to policy-making.

- 11 Interviews were done involving 17 people: face-to-face and 5 online
- there was also a face-to-face interview with the Head of KAS
- 2 other Interviews were canceled due to interviewee health issues
- Interviews ranged from 30 to 60 minutes

The interviews pointed out diverse issues regarding the use of data within the central public institutions of Kosovo. While specific topics can be noticed related to each institution's history, some common traits highlight the need for better use of digital data and collaboration with KAS.

The main findings are below. (See Table 12 for some key concerns from each interview.)

THEMATIC ANALYSIS AND FINDINGS

This section shows some of the main findings from the interviews. They point out several challenges that the public institutions face in coping with data collection, transformation, analysis, and publication (in aggregate or micro-open data format), which can be grouped into two main topics: (1) challenges with capacities and resources and (2) challenges with data integrity. The two are interrelated as the lack of human and other resources to deal with data collection, storage and analysis affects the integrity of data in all these steps – and as a result undermines data integrity.

1. Challenges with capacities and resources:

1.1. Awareness of the need for digitalization

The interviews show that all the actors are aware of the need for digitalization in their institutions. They recognize that digitalization would benefit them in better performing their duties. As one of the interviewees said: *“We understand that in this century data should be online, and we are trying to cope with it.”* Nevertheless, there is limited awareness of the impact that digitalization in their institution would have on the public regarding access to data (possibly in open format) and transparency. This needs to be addressed through capacity building and awareness raising on the importance of digitalization within central public institutions.

1.2. Need for data for decision-making: lack of resources

Working with data is challenging due to lack of available human as much as financial resources:

- Almost none of the institutions interviewed had a statistics OFFICE. The exceptions were the Kosovo Probation Office, Prosecutorial Council, and Judicial Office. The interviews highlighted the risk to data integrity from lack of case management software and from human errors when inputting data.
- Institutions without a statistics office rely on INTERNAL RESOURCES WITH NO QUALIFICATIONS IN DATA MANAGEMENT.

1.3. Collaboration with KAS is minimal in many cases

Despite the increasing need for data-based decision-making, the desk analysis of KPI sources showed that most institutions do not use KAS DATA. Indeed, there were only 44 instances of KAS among the 261 KPIs mapped – 17% of the total. This was due to several factors:

- Interviewees observed that INDICATORS ARE PARTICULAR to their institutions’ operations, therefore the institutions cannot use KAS data for their needs. This nevertheless creates an opportunity for central institutions to share their data with KAS. However, this is currently not the case.
- Limited staff with adequate training in data management results in a lack of access to, understanding of or exchange with KAS data online, and thus a lost opportunity to collect original institutional data and create a system for exchange with KAS. More training is needed to lower this barrier.

1.4. Lack of Software for Data Collection

A theme common to most interviews was that DATA MANAGEMENT IS HAMPERED BY THE LACK OF SOFTWARE TO RECORD, MANIPULATE AND CREATE AUTOMATIC REPORTING ON DATA. While some of the institutions mentioned different initiatives and funding from the Executive or other donors, currently all the offices were using Excel as the primary data management application. Representatives of justice institutions mentioned the SMIL (Synchronized Multimedia Integration Language) package, which is still being developed as a case management tool for all processes involving police, prosecutors, judges, probation services, etc. Other applications were not fully implemented due to lack of maintenance or because they were never fully developed (e.g. the predecessor of SMIL, a case management tool funded by the EU): This shows that:

- Gathering data is labor intensive;
- Some statistics are not reliable due to the different methodologies used;
- Case management is complicated to handle with Excel.

Without a proper data management system, it is difficult to ask institutions to ensure the integrity of information. The lack of appropriate software and processes for data gathering, processing, and analysis hinders the ability of institutions to digitalize their work.

1.5. Lack of an institutional website

A common request supported for the development of a dynamic website where the institution in question could publish its data and increase engagement with the public. While the lack of a website is particularly apparent for agencies, line ministries noted repeated updates of the leading website with losses of published documents that could not be restored or easily retrieved. In Montenegro, by contrast, the *gov.me* portal offers a very flexible and easy way to find documents across different central institutions, while retaining the history of the documents.

1.6. Lack of obligation for data exchange with KAS or to publish information

Some interviewees noted that institutions would feel obligated to publish and share data with KAS and the general public if it was a legal requirement. Currently, the lack of legal obligation results in no real incentive to share the data.

1.7. Missing data storage infrastructure

Data are generally held on personal computers as there is a lack of servers and any kind of database infrastructure to safely store data. Datasets are elaborated individually, and in all cases, Excel is the primary application used to store data.

2. Challenges with Data Integrity

2.1. No methodology for data collection

While almost all institutions have created specific ways of collecting and analyzing data, concerns were raised about data integrity due to the general lack of Standard Operating Procedure on how data collection process works, how data integrity is assured, and who is responsible of the process. This was particularly highlighted in one interview, noting problems not only during the data gathering process but also during data analysis phase: *“we have to worry not only about how we collect data from them [other institutions] but even about whether we come to different results since our methodologies differ and we publish the same results with different numbers.”*

2.2. Non-published data

Many interviewees pointed out that much of the data collected for internal use is not published on the respective website. This creates an excellent opportunity for improving data transparency with little effort since the data is already there.

RECOMMENDATIONS

Legal Framework

- **Strengthen the legal requirement for data exchange is recommended.** Besides the lack of resources (financial and human, resulting in a lack of statistical offices with specific qualifications in data management), lack of open data and data exchange among central institutions, that hinder the ability of Kosovo's public institutions to gather data, the lack of a comprehensive legal framework which pushes forward the open data process, creates a barrier to investing in or specializing human resources in data management. It is recommended that the law is revised, because it allows institutions to shelter from the production of data on specific topics on feeble or spurious grounds. The research conducted identified needs to boost open data and data exchange processes among institutions and with the public. Therefore, if the goal is to ensure complete transparency and help institutions to share and publish their data, and address individuals' demands who might demand that specific information, a change of this statute seems necessary. To guarantee the accuracy of the data presented, institutional entities should also be obliged to rely on it.
- **Revise the law on access to public documents is recommended.** Public institutions are by law¹⁵ exempt from producing, altering, or publishing information summaries when doing so would entail a great deal of work above what is necessary for essential operation. **It is recommended** to revise this law, because it allows institutions to shelter from the production of data on specific topics on feeble or spurious grounds. If the goal is to ensure complete transparency and help individuals who might demand that specific information, a change of this statute seems necessary. To guarantee the accuracy of the data presented, institutional entities should also be obliged to rely on it.

Infrastructure

- **Improve institutional databases is recommended.** No central data management software is used by the public institutions interviewed. This highlights the need to improve investments in such a direction as to enhance assets to facilitate data collection and exchange. **It is recommended** to invest more in specific software (such as SMIL in the judiciary) which collate data collected from different offices and institutions. This would foster data gathering, but also improve the quality of data and its reliability for public policy.
- **Improve institutional websites is recommended.** In some cases where data were explicitly collected from institutions, it was noted that some agencies lacked the resources to create an institutional website and publicly share their data. **It is recommended** to introduce Content Management Systems at the cross-institutional level that can be activated, used, and customized by the end users in each institution. This would be cost-effective in terms of hosting, set-up, and management of the website.
- **Creation of a Centralized document management system is recommended.** The interviews highlighted data integrity issues arising from the lack of case management software or human errors when inputting data. Different initiatives have been undertaken to address this, but never fully implemented.

¹⁵ Article 2 of the Law on Access to Public Documents (LAW NO. 06/L-081)

Proper hardware (servers; backup systems) and software (specific data collection software; document management systems; public websites) are needed. While data sharing between KAS and other public institutions is a process that might require time and resources, some measures would nevertheless prompt and facilitate data publication. This process needs to be support strengthening of the legal requirement (first recommendation) as stated in the report.

The example of Montenegro shows that a centralized document management system enables institutions to publish their data in different formats (even open data) and even stores past documents (which have not been published because of website changes from previous administrations). Kosovo could therefore benefit from such as system.

Monitoring System

- **Creation of central statistical units at line ministry level are recommended.** Almost all of the institutions represented in interviews had no statistical office/unit or even staff with the appropriate background and experience, which consequently impacts data collection and processing. Most interviewees pointed out that, because of this, they have no data – or if they do, they notice discrepancies with other institutions collecting the same data. This leads to misinterpretation of these data for public policy-making. A central statistical unit would have a powerful impact in creating sound methodologies for data gathering and improving data exchange with KAS. Dedicated resources would increase the effectiveness and reliability of data gathering and analysis and, therefore, the reliability of the information for public policy. The creation of central statistical units should be supported by a legal requirement as identified and expressed in the 1st recommendation.
- **Increase of the ex-post impact assessment for public policy are recommended.** Regulatory Impact Assessment is required for new regulations in Kosovo.¹⁶ Increasing its use in ex-ante and ex-post assessment would create more demand for data and increase the pressure to adopt measures to enhance data collection and sharing.

People: digital literacy

- **Increase of KAS working groups with other public institutions is recommended.** As the KAS interview noted, there are precedents for KAS working groups with public institutions – albeit principally with line ministries which actively contribute data management. **It is also recommended** to include more institutions in such working groups and to start more inclusive activities, such as:
 - classes/workshops on general training in data management;
 - inter-ministry groups to exchange ideas and identify data that can be shared.

This would have more impact on the general administration, and thus increase staff capacity for understanding KAS data and using it within processes. It would also prompt opportunities to build arrangements with KAS to gather specific data.

¹⁶ See Radulović, B., & Alimehmeti, G. (2018). Better Regulation in Western Balkans. ReSPA. <https://www.respaweb.eu/download/doc/Better+Regulation+in+Western+Balkans.pdf/b36b9eaa7978cd29b59d248b85e31cc5.pdf>

	SYSTEM	APPROACHES
Legal Framework	<ul style="list-style-type: none"> • Improvement of the Legal requirement for Data Exchange • Revision of the Law on Access to Public Documents 	NA
Monitoring Infrastructure	<ul style="list-style-type: none"> • Improvement of Institutional Databases • Creation of Data Management System • Improve the Institutional Websites 	<ul style="list-style-type: none"> • Creation of central statistical units at the Line Ministries Level • Increase of the Ex-Post Impact Assessment for Public Policy
Infrastructure	NA	<ul style="list-style-type: none"> • Centralized Document Management System • Publish data in Open format, Historical Data
People: Digital Literacy	NA	<ul style="list-style-type: none"> • Increase of KAS working groups with other public institutions • Personnel Training, Working Groups

FIGURE 1. Recommendations

METHODOLOGY

Given the importance of open government data to openness and accountability, this report aims to understand the state of the art of digitalization in the central public institutions of Kosovo and to comprehend the primary factors and barriers that affect the ability of these institutions to disseminate general institutional information to all people.

The steps followed in conducting this research are as follows:

Step 1. Desk research was conducted on data use by central public institutions of Kosovo;

Step 2. Desk research was conducted to compare data use by central public institutions of Kosovo with that in Albania, Montenegro, and North Macedonia;

Step 3. Interviews were conducted to deepen understanding of the use of data in the leading public institutions in Kosovo.

Below is a detailed list of steps to apply the research model.

STEP 1. Mapping the data produced within central public institutions in Kosovo:

A complete list of the central institutions was acquired from internal and external sources, including line ministries, agencies, and other public bodies (see Annex 1).

- This generated a selection of 53 institutions for Kosovo.
- Each institution was screened for strategic reports, action plans, documents, and other open data formats to search for KPIs.
- The documents collected were categorized by institution, location, type, and year of publication.
 - As a rule, only documents from 2019 up to 2022 were considered.
 - In some cases, where information was scarce, older documents were also considered.
- The KPIs found in the documents were categorized according to the type, institution, and location, as well as:
 - Source (whether it was a KAS indicator or other sources);
 - A classification based on the macro categories used by KAS and some additional categorization based on KAS to better interpret the nature of the data.

STEP 2. Comparative overview of data in three Western Balkan countries and identification of data gaps that exist in Kosovo:

Nine other institutions were selected from three Western Balkan countries: Albania, North Macedonia and Montenegro (see Annex 2).

For each of the three countries, the Ministry of Justice, Ministry of Finance, and Ministry of Health were selected as a base for comparison due to the high number of reports and KPIs found in the corresponding institutes in Kosovo.

- Each institution was screened for strategic reports, action plans, documents and other open data formats to search for KPIs.
- The documents collected were categorized by institution, location, type and year of publication.
 - As a rule, only documents from 2019 up to 2022 were considered.
 - In some cases, where information was scarce, older documents were considered as well.
- The KPIs found within the documents were categorized according to the document, institution and location as well as:
 - Source (whether it was a KAS indicator or other);
 - A classification based on the macro categories used by KAS and some additional categorization based on KAS, to better interpret the nature of the data.

STEP 3. Analysis of scarce data use causes and data sharing systems, and recommendation of approaches to enhance data collection and use

This final step builds on the above and deals with:

- the assessment of causes of the scarce use of data in policy making;
- analysis of existing data sharing systems, with recommendations on potential systems or mechanisms to facilitate the sharing of data among central public institutions and KAS;
- recommendation of approaches to enhance data collection, digitalization, sharing and use for policy making across Kosovo central public institutions.

In order to better understand the above points, a qualitative approach was followed by applying a set of interviews with key representatives from different public institutions in Kosovo. A list of contacts from all the institutions included in the study was collected. They included:

- General Secretaries of the line ministries;
- Directors of the Public Agencies;
- Personal contacts.

Annex 2. List of Kosovo central public institutions

Type	Subordination	Comments	No. of Documents	No. of KPIs	Sections Checked	Website
Presidency of Kosovo		- No documents with data	0	0	- Checked different sections, but no reports or strategic plans were found	https://president-ksgov.net/
Assembly of Kosovo			2	4	- Checked different sections, but no reports or strategic plans were found - Reports https://www.kuvendikosoves.org/shq/per-publikun/raportet-e-legjislaturave-te-kuvendit/ (outdated)	https://www.kuvendikosoves.org/
Ministry of Justice		- No website content with statistics - No reports published on the website - Checked the DOCUMENTS area until 2020	5	15	- Calls and Publications https://md.rks-gov.net/page.aspx?id=1,46 - News https://md.rks-gov.net/page.aspx?id=1,15	https://md.rks-gov.net/
Kosovo Advocacy Office	Ministry of Justice	- One section with one statistical report of three pages	1	3	- Documents https://md.rks-gov.net/page.aspx?id=1,22	https://md.rks-gov.net/page.aspx?id=1,22
Kosovo Correctional Service	Ministry of Justice	- Statistics section on the website not working	0	0	- Statistics Section: Publications --> Statistics https://shkk.rks-gov.net/publikimet/472/statistikat/472	https://shkk.rks-gov.net/
Kosovo Probation Service	Ministry of Justice	- No statistical information found on the website - The website is a section of the Ministry of Justice web page	0	0		https://md.rks-gov.net/page.aspx?id=1,19
Agency for the Administration of Sequestered or Confiscated Assets	Ministry of Justice	- No statistical information found on the website - The website is a section of the Ministry of Justice web page	0	0		https://md.rks-gov.net/page.aspx?id=1,17
Institute of Forensic Medicine	Ministry of Justice	- No statistical information found on the website - The website is a section of the Ministry of Justice web page	0	0		https://md.rks-gov.net/page.aspx?id=1,20
Inspectorate of the Ministry of Justice	Ministry of Justice	- No statistical information found on the website - There is only a report for 2014, but the link is not working http://www.md-ks.net/repository/docs/RAPORTI_2014_24022015.pdf - The website is a section of the Ministry of Justice web page	0	0	- Report 2014 (link not working) http://www.md-ks.net/repository/docs/RAPORTI_2014_24022015.pdf	https://md.rks-gov.net/page.aspx?id=1,28

**MAPPING DATA COLLECTION FOR DEVELOPMENT/
ENHANCED INSTITUTIONAL CAPACITIES FOR DATA USE IN KOSOVO**

Ministry of Internal Affairs		- Various statistics collected	11	61	- Documents section https://mpb.rks-gov.net/f/39/Strategic-documents - Publications section https://mpb.rks-gov.net/f/40/Publications	https://mpb.rks-gov.net/
Kosovo Police	Ministry of Internal Affairs and Public Administration	- Various statistics collected	5	4	- Documents section https://www.Kosovopolice.com/dokumente/dokumentet-strategjike/	https://www.Kosovopolice.com/
Kosovo Academy for Public Safety	Ministry of Internal Affairs and Public Administration	- No statistical information found on the website	1	0	- Documents section http://aksp-ks.net/?page=1,246	http://aksp-ks.net/
Kosovo Police Inspectorate	Ministry of Internal Affairs and Public Administration	- Some internal data found - Not useful for KAS comparison	2	11	- Inspection reports section https://ipk.rks-gov.net/raportet/raporte-inspektimi/ - Annual reports https://ipk.rks-gov.net/raportet/raporte-vjetore/ - Other reports https://ipk.rks-gov.net/raportet/raportetjera/	https://ipk.rks-gov.net/
Civil Registration Agency	Ministry of Internal Affairs and Public Administration	- Only facebook page available in the website section - No data found	0	0	- Facebook page https://www.facebook.com/profile.php?id=100066412395049	https://mpb.rks-gov.net/f/16/Agjencia-per-Regjistrim-Civil
Emergency Management Agency	Ministry of Internal Affairs and Public Administration	- Various statistics found	3	12	- Documents https://ame.rks-gov.net/page/en-us/risk-assessment	https://ame.rks-gov.net/
Kosovo Forensic Agency	Ministry of Internal Affairs and Public Administration	- No KPIs found	1	0	- Documents section https://akf.rks-gov.net/StrategicDocuments.aspx	https://akf.rks-gov.net/
Information Society Agency (ASHI)	Ministry of Internal Affairs and Public Administration	- No KPIs found	0	0	- No documents section	https://mpb.rks-gov.net/ap/page.aspx?id=1,14
Kosovo Institute for Public Administration (KIPA)	Ministry of Internal Affairs and Public Administration	- No KPIs found	2	0	- Documents https://ikap.rks-gov.net/publication-details/38	https://ikap.rks-gov.net/

Ministry of Finance, Labour and Transfers		- Various KPIs found	4	50	- Strategy of the Public Debt https://mf.rks-gov.net/page.aspx?id=1,49 - Other Reports and Publications https://mf.rks-gov.net/page.aspx?id=1,33 - "National programme for economic development" https://mf.rks-gov.net/page.aspx?id=1,28 - Documents for European Integration and Policy Coordination https://mf.rks-gov.net/page.aspx?id=1,117	https://mf.rks-gov.net/
Kosovo Customs	Ministry of Finance, Labour and Transfers	- Open data statistics includes a set of Excel files with data for Trade balances, the impact of CEFTA, SAA Optimal clearance time.	2	4	- Open data statistics https://dogana.rks-gov.net/per-doganen/statistikat-dhe-arritjet/ - Strategic Plan https://dogana.rks-gov.net/per-doganen/plani-strategjik/	https://dogana.rks-gov.net/
Tax Administration of Kosovo	Ministry of Finance, Labour and Transfers	- Website not functional	0	0		http://www.atk-ks.org/
Financial Intelligence Unit	Ministry of Finance, Labour and Transfers	- Statistics section exists but not updated	1	1	- Annual report https://fiu.rks-gov.net/publications/#-section_1	https://fiu.rks-gov.net/
Central Procurement Agency	Ministry of Finance, Labour and Transfers	- Low number of data	1	1	- Reports https://aqp.rks-gov.net/raportet/	https://aqp.rks-gov.net/
Supervisory Board for Licensing of Immovable Property Appraisers	Ministry of Finance, Labour and Transfers	- No documents with data	0	0	- The page is a subsection of the Ministry's web page	https://mf.rks-gov.net/page.aspx?id=1,183
Kosovo Agency of Statistics	Ministry of Finance, Labour and Transfers	NOT CONSIDERED	0	0	NOT CONSIDERED	https://ask.rks-gov.net/
Ministry of Culture, Youth and Sports		- No documents with KPIs found	0	0	- Publications https://www.mkrs-ks.org/?page=1,27 - Reports https://www.mkrs-ks.org/?page=1,26	https://www.mkrs-ks.org/
Ministry of Economy		- Documents in the reports and strategies sections are outdated - No KPI collected	1	0	- Energy - Strategy https://me.rks-gov.net/sq/energija-5 - Energy - Publications https://me.rks-gov.net/sq/publikime - Mines - Strategy https://me.rks-gov.net/sq/strategjite-210	https://me.rks-gov.net/

**MAPPING DATA COLLECTION FOR DEVELOPMENT/
ENHANCED INSTITUTIONAL CAPACITIES FOR DATA USE IN KOSOVO**

Kosovo Geological Survey	Ministry of Economy	- Subsection of the Ministry of Economy website - No reports / data found	0	0	- No information	https://me.rks-gov.net/sq/ag-jencite#.Yrr3UexBw-Q
Kosovo Agency for Energy Efficiency	Ministry of Economy	- Found KPIs from KAS	1	19	- Documents https://akee.rks-gov.net/publikime-shpallje/	https://akee.rks-gov.net/publikime-shpallje/
Museum of Crystals and Minerals - TREPÇA	Ministry of Economy	- Subsection of the Ministry of Economy website - No reports / data found	0	0	- No information	https://me.rks-gov.net/sq/muzeu-shteteror-i-kristaleve-dhe-mineraleve---trepca#.Yrr4nuxBw-Q
Ministry of Education, Science, Technology and Innovation		- The strategies section is outdated (last document from 2017) - Collected information from the statistical content - No clear KAS indicators, but reference to the KAS methodology	2	26	- Strategies https://masht.rks-gov.net/category/dokumente/strategjite/ (outdated) - Statistics https://masht.rks-gov.net/category/dokumente/statistikat/	https://masht.rks-gov.net/en
Ministry of Local Government Administration		- Website not working	0	0		https://mapl.rks-gov.net/
Ministry of Environment, Spatial Planning, and Infrastructure		- No updated documents in the website	0	0	- Strategies https://www.mit-ks.net/sq/strategjite (no updated documents) - Documents https://www.mit-ks.net/sq/dokumente-berzh---Kosovo-roads-project-lap (no updated documents)	https://www.mit-ks.net/
Ministry of Agriculture, Forestry and Rural Development		- No documents with data	1	0	- Grants https://www.mbpzhr-ks.net/sq/grante	https://www.mbpzhr-ks.net/
Kosovo Forest Agency	Ministry of Agriculture, Forestry and Rural Development	- No documents with data	0	0		https://apk-rks.net/
Agency for Agricultural Development	Ministry of Agriculture, Forestry and Rural Development	- No documents with data	0	0		https://www.azhb-ks.net/sq/ballina
Ministry of Health		- Documents with outdated data	2	0	- Documents https://msh.rks-gov.net/sq/strategjite/ - Reports https://msh.rks-gov.net/sq/publikimet/raportet/ (no documents with data found)	https://msh.rks-gov.net/sq/
Agency for Medicinal Products and Medical Devices	Ministry of Health	- No documents with data	0	0		https://msh.rks-gov.net/sq/ag-jensioni-per-produkte-dhe-pajisje-mjekesore/

Kosovo Institute of Public Health	Ministry of Health	- No documents with data	1	0	- Publications https://niph-rks.org/per-ikshpk/publikime/	https://niph-rks.org/
Health Financing Agency	Ministry of Health		0	0		
Health Inspectorate	Ministry of Health	- No documents with data	0	0		https://msh.rks-gov.net/sq/inspektorati-shendetesor/
Ministry of Industry, Entrepreneurship and Trade		- No reports, strategies published on the we	0	0	- Publications https://mint.rks-gov.net/page.aspx?id=1,124 (blank page)	https://mint.rks-gov.net/page.aspx?id=1,43
Kosovo Business Registration Agency - KBRA	Ministry of Industry, Entrepreneurship and Trade	- Some KPIs found but self-calculated	1	7	- Reports https://arbk.rks-gov.net/page.aspx?id=2,41 - Documents https://arbk.rks-gov.net/page.aspx?id=2,5 (blank page)	https://arbk.rks-gov.net/
Kosovo Investment and Enterprise Support Agency - KIESA	Ministry of Industry, Entrepreneurship and Trade	- One KPI found; not related to KAS	1	1	- General publications https://kiesa.rks-gov.net/page.aspx?id=1,109 - Sectorial reports https://kiesa.rks-gov.net/page.aspx?id=1,111 (out dated) - General reports https://kiesa.rks-gov.net/page.aspx?id=1,112	https://kiesa.rks-gov.net/
Market Inspectorate - IT	Ministry of Industry, Entrepreneurship and Trade	- No documents with data found	0	0	- Reports https://it.rks-gov.net/page.aspx?id=1,7 (not working)	https://it.rks-gov.net/page.aspx?id=1,1
Kosovo Standardization Agency - AKS	Ministry of Industry, Entrepreneurship and Trade	- No documents with data found	2	0	- Publications https://aks.rks-gov.net/button_61.html	https://aks.rks-gov.net/
Kosovo Metrology Agency - AMK	Ministry of Industry, Entrepreneurship and Trade	- No documents with data found	0	0		https://amk.rks-gov.net/
Industrial Property Agency - API	Ministry of Industry, Entrepreneurship and Trade	- No documents with data found	0	0		https://mint.rks-gov.net/page.aspx?id=1,65
Kosovo Accreditation Directorate - DAK	Ministry of Industry, Entrepreneurship and Trade	- No documents with data	1	0	- Publications https://dak.rks-gov.net/page.aspx?id=1,4	https://mint.rks-gov.net/page.aspx?id=1,61

**MAPPING DATA COLLECTION FOR DEVELOPMENT/
ENHANCED INSTITUTIONAL CAPACITIES FOR DATA USE IN KOSOVO**

Ministry of Regional Development			4	21	<ul style="list-style-type: none"> - Concept documents https://mzhr.rks-gov.net/page.aspx?id=1,14 - Strategies https://mzhr.rks-gov.net/page.aspx?id=1,14 - Development policy https://mzhr.rks-gov.net/page.aspx?id=1,16 (blank page) - Annual reports https://mzhr.rks-gov.net/page.aspx?id=1,61 	https://mzhr.rks-gov.net/
Ministry of Defense		<ul style="list-style-type: none"> - The website looks nonfunctional - The documents section is not working - The only document found is the Strategy for Defence of Kosovo, in the Office for Good Governance, as a consultation draft - No data used in this document 	1	0	<ul style="list-style-type: none"> - Documents https://mod.rks-gov.net/shpallje/dokumente/ (not working) 	https://mod.rks-gov.net/
Kosovo Judicial Council		<ul style="list-style-type: none"> - The main information comes from the Publications section - Considered only the 2022 reports, since the structure is the same for other years 	4	21		https://www.gjyqesori-rks.org/?lang=en
Prosecutorial Council			1	5	<ul style="list-style-type: none"> - Strategic documents https://prokuroria-rks.org/kpk/dokumente-publikime/86/121/652/652/ - Reports https://prokuroria-rks.org/kpk/dokumente-publikime/84/89/649/649/ 	https://prokuroria-rks.org/kpk

Annex 3. list of documents for Kosovo' institutions

No.	Document Name	No. KPIs	Institution	Type	Year	URL
1	Strategic Plan of the Prosecutorial System 2022-2024	5	Prosecutorial Council	Strategic Report	2022	https://prokuroria-rks.org/assets/cms/uploads/files/PLANI%20STRATEGJIK%20I%20SISTEMIT%20PROKURORIAL%20(2022-2024).pdf
2	Communication and information strategy of the Assembly of Kosovo	0	Assembly of Kosovo	Strategic Report	2022	https://www.kuvendikosoves.org/Uploads/Data/Files/17/2019_02_08_StrategjiaperinformimdhekomunikimeKuvenditeRepublikesseKosoves'(1)_BHz2KEcKl.pdf
3	Report on the work of the Assembly of Kosovo for legislature V, 2014 - 2017	4	Assembly of Kosovo	Report	2022	https://www.kuvendikosoves.org/Uploads/Data/Files/12/1.LegjislaturaeV-RaportiiPunesseKK-VERSIONIFINAL-Shqipdhelek-QER-SHOR2017(1)_n8G9EbPvd6.docx
4	Report on weekly expenses	1	Ministry of Justice	Report	2022	https://md.rks-gov.net/desk/inc/media/E52FF851-AE3A-4F00-9E22-ADB3BAD1280.xlsx
5	Concept document for the development of the vetting process in the justice system	4	Ministry of Justice	Concept Document	2021	https://md.rks-gov.net/desk/inc/media/09E907A6-06B2-4DBF-AB8B-E2793F4B9049.pdf
6	Rule of Law Strategy	3	Ministry of Justice	Strategic Report	2021	https://md.rks-gov.net/desk/inc/media/6DC-1CBD5-0DF1-46AE-9D1A-78C96146C7D0.pdf
7	Action Plan July 2021	0	Ministry of Justice	Action Plan	2021	https://md.rks-gov.net/desk/inc/media/149A80F7-A7B6-40CF-B388-2F9471E8237D.xlsx
8	Work Report of the Ministry of Justice	7	Ministry of Justice	Report	2020	https://md.rks-gov.net/desk/inc/media/8FA56F12-23AC-4DEE-9150-1E25A527D485.pdf
9	Statistical report on the work of the Kosovo Advocacy	3	Kosovo Advocacy	Statistics Report	2020	https://md.rks-gov.net/desk/inc/media/2EF405F5-1FCF-47C5-91A4-F89A0E007F10.pdf
10	Performance Dashboard	4	Kosovo Judicial Council	Website Section	2022	https://www.gjyqesori-rks.org/performance-dashboard/?lang=en
11	Work report for 2021	7	Kosovo Judicial Council	Annual Report	2022	https://www.gjyqesori-rks.org/wp-content/uploads/reports/4620_KGJK_Raporti_Punes_2021.pdf
12	Statistical report of the courts quarter I - 2022	5	Kosovo Judicial Council	Statistics Report	2022	https://www.gjyqesori-rks.org/wp-content/uploads/reports/86839_KGJK_Raporti_Statistikor_Gjykatave_Tremujorit_pare_2022.pdf
13	Statistical report of the courts 2021	5	Kosovo Judicial Council	Statistics Report	2022	https://www.gjyqesori-rks.org/wp-content/uploads/reports/91632_KGJK_Raporti_Statistikor_Vjetor_Gjykatave_2021.pdf
14	Defense Strategy of Kosovo	0	Ministry of Defense	Draft Report	2021	https://konsultimet.rks-gov.net/viewConsult.php?ConsultationID=41022
15	Strategy on migration 2021-2025	6	Ministry of Internal Affairs	Strategic Report	2021	https://mpb.rks-gov.net/Uploads/Documents/Pdf/EN/378/Strategy-on-Migration-2021-2025-anglisht.pdf
16	Action Plan on the implementation of the strategy for migration	0	Ministry of Internal Affairs	Action Plan	2021	https://mpb.rks-gov.net/Uploads/Documents/Pdf/EN/379/ACTION-PLAN-FOR-THE-IMPLEMENTATION-OF-THE-STRATEGY-ON-MIGRATION-2021-2025....pdf
17	The Kosovo Strategy on integrated border management	0	Ministry of Internal Affairs	Strategic Report	2020	https://mpb.rks-gov.net/Uploads/Documents/Pdf/EN/364/Strategjia%202020-2025%20,%20ANG.pdf

**MAPPING DATA COLLECTION FOR DEVELOPMENT/
ENHANCED INSTITUTIONAL CAPACITIES FOR DATA USE IN KOSOVO**

18	Strategy of communication and action Plan of the Ministry of Internal Affairs (2020-2022)	0	Ministry of Internal Affairs	Strategic Report	2020	https://mpb.rks-gov.net/Uploads/Documents/Pdf/AL/362/ssss.pdf
19	Strategy and Action Plan against organized crime (2018-2022)	0	Ministry of Internal Affairs	Strategic Report	2018	https://mpb.rks-gov.net/Uploads/Documents/Pdf/EN/48/STATE%20STRATEGY%20AND%20ACTION%20PLAN%20AGAINST%20ORGANIZED%20CRIME%202018%20%E2%80%93%202022.pdf
20	Kosovo Strategy against narcotics and Action Plan 2018 - 2022	1	Ministry of Internal Affairs	Strategic Report	2018	https://mpb.rks-gov.net/Uploads/Documents/Pdf/EN/45/NATIONAL%20STRATEGY%20AGAINST%20NARCOTICS%20AND%20THE%20ACTION%20PLAN%202018%20%E2%80%93%202022.pdf
21	Report on the implementation of public administration reform for 2020: public financial management reform strategy (PFMRS) 2016-2020	0	Ministry of Internal Affairs	Strategic Report	2022	https://mpb.rks-gov.net/Uploads/Documents/Pdf/EN/381/English%20PFMRS%20Report.pdf
22	2020 implementation report on public administration reform: public administration modernization strategy (2015-2020)	2	Ministry of Internal Affairs	Strategic Report	2022	https://mpb.rks-gov.net/Uploads/Documents/Pdf/EN/382/PAMS%20Report%202%20PDF.pdf
23	2020 implementation report on public administration reform: better regulation strategy 2.0 (2017-2021)	0	Ministry of Internal Affairs	Strategic Report	2022	https://mpb.rks-gov.net/Uploads/Documents/Pdf/EN/383/Raporti%20i%20BRS%20p%C3%ABr%20viti%202020%20%20Eng%20PDF.pdf
24	Statistical report, 2021 DCAM / MIA	8	Ministry of Internal Affairs	Strategic Report	2022	https://mpb.rks-gov.net/Uploads/Documents/Pdf/EN/375/RAPORTI%20VJETOR%202021%20ANG_.pdf
25	Migration profile light 2020	44	Ministry of Internal Affairs	Strategic Report	2020	https://mpb.rks-gov.net/Uploads/Documents/Pdf/EN/371/Migration%20Profile%20Light%202020.pdf
26	Annual report of the Kosovo police 2021	0	Kosovo Police	Annual Report	2021	https://www.Kosovopolice.com/wp-content/uploads/2022/03/RAPORTI-VJETOR-I-PUN%C3%8BS-I-POLICIS%C3%8B-5%C3%8B-KOSOV%C3%8BS_shqip.pdf
27	Strategy and Action Plan 2017-2021	2	Kosovo Police	Action Plan, Strategic Report	2021	https://www.Kosovopolice.com/wp-content/uploads/2020/07/1.-Strategjia-dhe-Plani-i-Vepimit-2017-2021-Policimi-ne%CC%88-Bashke%CC%88si-.pdf
28	Strategy and Action Plan of the police in the community 2017-2021	2	Kosovo Police	Action Plan, Strategic Report	2021	https://www.Kosovopolice.com/wp-content/uploads/2019/10/Strategjia_dhe_Plani_i_Vepimit_-_2017-2021-Policimi_n%C3%AB_Bashk%C3%ABsi-_E_APROVUAR.pdf
29	Development Plan and Strategy 2016-2020	0	Kosovo Police	Action Plan, Strategic Report	2016	https://www.Kosovopolice.com/wp-content/uploads/2019/10/Plani_i_Strategjik_i_PK-se-Shqip.pdf
30	Intelligence-led policing	0	Kosovo Police	Strategic Report	2013	https://www.Kosovopolice.com/wp-content/uploads/2019/10/policimi.pdf
31	Development Strategy of AKSP 2019-2022	0	Kosovo Academy for Public Safety	Strategic Report	2019	http://aksp-ks.net/repository/docs/20190327100745_STRATEGJIA_ZHVILLIMORE_AKSP_s__2019_2022.pdf

32	Inspection Report 04-2022	6	Kosovo Police Inspectorate	Report	2022	https://ipk.rks-gov.net/wp-content/uploads/2022/06/Raporti-i-inspektimit-nr-04-2022-Pajisjet-policore-n%C3%AB-funkcion-t%C3%AB-aktiviteteve-operative-administrative.pdf
33	Annual Report 2021 Police Inspectorate of Kosovo	5	Kosovo Police Inspectorate	Annual Report	2021	https://ipk.rks-gov.net/wp-content/uploads/2022/04/Raporti-Vjetor-2021-IPK-AL.pdf
34	Natural and other disasters risk assessment	12	Emergency Management Agency	Report	2016	https://ame.rks-gov.net/vleresimilRrezikshmerise/en-us/Natural%20and%20other%20Disasters%20Risk%20Assessment.pdf
35	Disaster risk reduction strategy and plan 2016-2020	0	Emergency Management Agency	Report	2016	https://ame.rks-gov.net/vleresimilRrezikshmerise/en-us/SZRrF%20anglisht_1.pdf
36	Kosovo response plan	0	Emergency Management Agency	Report	2010	https://ame.rks-gov.net/content/templates/ame/uploads/2020-10/National_Response_Plan.pdf
37	Development Strategy of Kosovo Forensic Agency 2016 - 2020	0	Kosovo Forensic Agency	Report	2016	https://akf.rks-gov.net/Documents/Strategjia%20Zhvillimore%20e%20AKF%2004%2000%202016%2024%2005%202016%20sh%20formatizuar%20-%20Finale-1.pdf
38	Annual Report	0	Kosovo Institute for Public Administration (KIPA)	Annual Report	2021	https://ikap.rks-gov.net/media/83fc9994-218f-4eee-9124-9e1367f37fbf.pdf
39	Medium-term civil servants training plan 2022 - 2024	0	Kosovo Institute for Public Administration (KIPA)	Report	2022	https://ikap.rks-gov.net/media/47b22d90-b991-46d6-b485-24bcd5807eb6.pdf
40	Social wellbeing	25	Ministry of Finance, Labour and Transfers	Report	2020	https://mf.rks-gov.net/desk/inc/media/819A1C89-6C44-416B-8F51-3696EAC9FF19.pdf
41	Kosovo debt programme 2023-2025	6	Ministry of Finance, Labour and Transfers	Report	2022	https://mf.rks-gov.net/desk/inc/media/1FA847FF-289A-4ACF-AF9F-D8B35BC7C0AD.pdf
42	Economic reform programme 2022-2024	19	Ministry of Finance, Labour and Transfers	Report	2022	https://mf.rks-gov.net/page.aspx?id=1,28
43	Public administration reform implementation report	0	Ministry of Finance, Labour and Transfers	Report	2022	https://mf.rks-gov.net/desk/inc/media/3D0610EB-F09B-4D23-BDAE-00643AE5AA32.pdf
44	Trade balance sheet	4	Kosovo Customs	Open Data Format	2022	https://dogana.rks-gov.net/wp-content/uploads/2022/06/Open_DATA_Export-Janar-Maj-2022.xlsx
45	Strategic plan 2019-2023	0	Kosovo Customs	Strategic Report	2019	https://dogana.rks-gov.net/wp-content/uploads/2019/02/DK-Plani-Strategjik-i-DK-se-2019-2023.pdf
46	Kosovo Strategy for preventing and combating the informal economy, money laundering, financing of terrorism and financial crimes 2019-2023	1	Financial Intelligence Unit	Strategic Report	2019	https://fiu.rks-gov.net/wp-content/uploads/2019/07/Strategjia_Kombetare_2019-2023.pdf
47	Annual work report for 2021 - CPA	1	Central Procurement Agency	Annual Report	2021	https://aqp.rks-gov.net/wp-content/uploads/2022/06/Raporti-vjetor-i-pun%C3%ABsp%C3%ABr-vitin-2021-AQP.pdf
48	Progress report 2019	0	Ministry of Economy	Annual Report	2019	https://me.rks-gov.net/repository/docs/Raporti_i_Progresit_per_vitin_2019_i_PZSE_2018-2020.pdf

49	Fifth annual report under the energy efficiency directive	19	Kosovo Agency for Energy Efficiency	Annual Report	2021	https://akee.rks-gov.net/wp-content/uploads/2021/12/01-5th-EED-Annual-Report-2020-08-12-2021-.docx
50	Statistical notes: information on pre-university education	3	Ministry of Education, Science, Technology and Innovation	Statistics Report	2021	https://spinp.agency/masht/wp-content/uploads/2022/05/shenime-statistikore-2021-22-arsimi-parauniversitar_1.pdf
51	Annual statistical report with education indicators 2020/2021	23	Ministry of Education, Science, Technology and Innovation	Annual Report	2021	https://spinp.agency/masht/wp-content/uploads/2022/05/raport-vjetor-statistikor-me-tregues-arsimore-2020-21.pdf
52	Rural development programme 2020/2021	0	Ministry of Agriculture, Forestry and Rural Development	Report	2020	https://www.mbpzhr-ks.net/repository/docs/PZHR_202021_final_7.pdf
53	Mental health Action Plan during and after the covid-19 pandemic	0	Ministry of Health	Strategic Report	2020	https://msh.rks-gov.net/wp-content/uploads/2020/12/PLANI-I-VEPRIMIT-PER-SHENDET-MENDOR-GJATE-DHE-PAS-PANDEMISE-COVID-19.pdf
54	Action Plan for prevention of infections 2020-2021	0	Ministry of Health	Action Plan	2020	https://msh.rks-gov.net/wp-content/uploads/2020/11/PLANI-I-VEPRIMIT-P%C3%8BR-PARANDALIMIN-E-INFEKSIONE-VE-SPITALORE-2020-2021.pdf
55	Final Plan 2022	0	Institute of Public Health	Action Plan	2022	https://niph-rks.org/wp-content/uploads/2022/PLANI%20FINAL%202022.pdf
56	Basic performance indicators report on business registration in Kosovo for the period: January - March 2022	7	Kosovo Business Registration Agency - KBRA	Report	2022	https://arbk.rks-gov.net/desk/inc/media/1FA53A0B-F6C4-40EC-87E4-F5C866BFD165.pdf
57	Annual report 2021	1	Kosovo Investment and Enterprise Support Agency - KIESA	Annual Report	2021	https://kiesa.rks-gov.net/desk/inc/media/84B-BE643-A11C-4F13-8B82-8C6908E23EB7.pdf
58	Bulletin 2022	0	Kosovo Standardization Agency - AKS	Report	2022	https://aks.rks-gov.net/images/upload/AKS_2022/buletini_022022.pdf
59	Work plan implementation report	0	Kosovo Standardization Agency - AKS	Report	2022	https://aks.rks-gov.net/images/upload/AKS_2022/raport_i_realizimit_t_planit_t_puns_aks_2021_plani_i_punsaks_2022.pdf
60	Annual Report 2019	0	Kosovo Accreditation Directorate - DAK	Report	2020	https://dak.rks-gov.net/desk/inc/media/E4B918E0-8351-42ED-B3C5-2C5A64095D07.pdf
61	Explanatory document for regional policies within the EU	0	Ministry of Regional Development	Report	2020	https://mzhr.rks-gov.net/desk/inc/media/0E144B3C-898C-4775-8370-DCEC77BB9B05.docx
62	Regional Development Strategy 2020 - 2030 and Action Plan	0	Ministry of Regional Development	Strategic Report	2020	https://mzhr.rks-gov.net/desk/inc/media/04608A85-13D9-4EDC-BEFE-7AE67FC2B6BB.pdf
63	Visibility study and design of a system for monitoring balanced regional socio-economic development	21	Ministry of Regional Development	Report	2021	https://mzhr.rks-gov.net/desk/inc/media/F7064850-9D11-4CCE-8EED-BE825D58BDFF.pdf
64	Summary report RDP-2021 no.24	0	Ministry of Regional Development	Report	2022	https://mzhr.rks-gov.net/desk/inc/media/67078079-E9AD-491E-AA1E-FED-D5C489270.pdf

Annex 4. List of KPIs for Kosovo's Institutions

No.	KPI	Year	Possible KAS Category	Additional KAS Info	Source	Document	Institution
1	Seizures and confiscations	2019-2021	Justice	Courts	Self-calculated	Strategic Plan of the Prosecutorial System 2022-2024	Prosecutorial Council
2	Number of prosecutors	2019-2021	Justice	Courts	Self-calculated	Strategic Plan of the Prosecutorial System 2022-2024	Prosecutorial Council
3	Handling of cases	2019-2021	Justice	Courts	Self-calculated	Strategic Plan of the Prosecutorial System 2022-2024	Prosecutorial Council
4	The burden of prosecutions for cases	2019-2021	Justice	Courts	Self-calculated	Strategic Plan of the Prosecutorial System 2022-2024	Prosecutorial Council
5	Guilty decisions regarding indictments of prosecutors	2019-2021	Justice	Courts	Self-calculated	Strategic Plan of the Prosecutorial System 2022-2024	Prosecutorial Council
6	Registered voters	2014	Population, UNDP Democratic and Economic index	Democracy and Governance	Central Election Commission	"Report on the work of the Assembly of Kosovo for the legislature v, 2014 - 2017"	Assembly of Kosovo
7	Number of voters who voted	2014	Population, UNDP Democratic and Economic index	Democracy and Governance	Central Election Commission	"Report on the work of the Assembly of Kosovo for the legislature v, 2014 - 2017"	Assembly of Kosovo
8	Ballot matching	2014	Population, UNDP Democratic and Economic index	Democracy and Governance	Central Election Commission	"Report on the work of the Assembly of Kosovo for the legislature v, 2014 - 2017"	Assembly of Kosovo
9	Structure of MPs by gender	2014	Population, UNDP Democratic and Economic index	Democracy and Governance	Central Election Commission	"Report on the work of the Assembly of Kosovo for the legislature v, 2014 - 2017"	Assembly of Kosovo
10	Ministry Expenditures	2022	Executive's Expenditure by COFOG	Executive's Expenditure	Self-calculated	Report on weekly expenses	Ministry of Justice
11	Judges and Prosecutors in organizational units	2021	Justice	Courts	Self-calculated	Concept document for the development of the vetting process in the justice system	Ministry of Justice
12	Corruption and Perception Index	2020	UNDP Democratic and Economic index	Democracy and Governance	Transparency International	Concept document for the development of the vetting process in the justice system	Ministry of Justice
13	Peoples' satisfaction with key executive, legislative and judicial institutions in Kosovo	2020	UNDP Democratic and Economic index	Democracy and Governance	KAS, Public Pulse Brief XVIII	Concept document for the development of the vetting process in the justice system	Ministry of Justice
14	Vetting data for 2010	2010	UNDP Democratic and Economic index	Democracy and Governance	Self-calculated	Concept document for the development of the vetting process in the justice system	Ministry of Justice
15	The trend of outstanding cases over the years	2019	Justice	Criminal Justice	Annual Statistical Report of Kosovo Judicial Council	Rule of Law Strategy	Ministry of Justice

**MAPPING DATA COLLECTION FOR DEVELOPMENT/
ENHANCED INSTITUTIONAL CAPACITIES FOR DATA USE IN KOSOVO**

16	Average of successful prosecutions ending with a conviction	2019	Justice	Criminal Justice	Self-calculated	Rule of Law Strategy	Ministry of Justice
17	Types of criminal sanctions imposed in 2018	2019	Justice	Criminal Justice	Self-calculated	Rule of Law Strategy	Ministry of Justice
18	Admissions of prisoners in correctional institutions during the period June 2020	2020	Justice	Criminal Justice	Self-calculated	Work Report of the Ministry of Justice	Ministry of Justice
19	Number of cases (sentences) for the period June-December 2020	2020	Justice	Criminal Justice	Self-calculated	Work Report of the Ministry of Justice	Ministry of Justice
20	Orders for exhumation, autopsy, clinical examinations and analysis by the toxicology laboratory	2020	Justice	Criminal Justice	Self-calculated, IML	Work Report of the Ministry of Justice	Ministry of Justice
21	Requests for mutual legal assistance processed	2020	Justice	Criminal Justice	Self-calculated	Work Report of the Ministry of Justice	Ministry of Justice
22	Extraditions carried out	2020	Justice	Criminal Justice	Self-calculated	Work Report of the Ministry of Justice	Ministry of Justice
23	Compensation to Crime Victims	2020	Justice	Criminal Justice	Self-calculated	Work Report of the Ministry of Justice	Ministry of Justice
24	Sheltered victims during 2020	2020	Justice	Criminal Justice	Self-calculated	Work Report of the Ministry of Justice	Ministry of Justice
25	Cases of contested, non-contentious, executive, administrative and criminal procedure	2020	Justice	Courts	Self-calculated	Statistical report on the work of the Kosovo Advocacy Office	Kosovo Advocacy Office
26	Financial values by type of judgments	2020	Justice	Courts	Self-calculated	Statistical report on the work of the Kosovo Advocacy Office	Kosovo Advocacy Office
27	Number of cases by status	2020	Justice	Courts	Self-calculated	Statistical report on the work of the Kosovo Advocacy Office	Kosovo Advocacy Office
28	Case clearance rates for all courts	2022	Justice	Courts	Self-calculated	Performance Dashboard	Kosovo Judicial Council
29	Level of satisfaction in court services	2022	Justice	Courts	Self-calculated	Performance Dashboard	Kosovo Judicial Council
30	Judges productivity	2022	Justice	Courts	Self-calculated	Performance Dashboard	Kosovo Judicial Council
31	Backlogged Cases	2022	Justice	Courts	Self-calculated	Performance Dashboard	Kosovo Judicial Council
32	Efficiency of Basic Courts and Branches	2021	Justice	Courts	Self-calculated	Work report for 2021	Kosovo Judicial Council
33	Evaluation of Judges	2021	Justice	Courts	Self-calculated	Work report for 2021	Kosovo Judicial Council
34	Nr. of cases in the Database	2021	Justice	Courts	Self-calculated	Work report for 2021	Kosovo Judicial Council
35	Nr. of convicted persons in the Database	2021	Justice	Courts	Self-calculated	Work report for 2021	Kosovo Judicial Council
36	Nr. of cases recorded in the Database	2021	Justice	Courts	Self-calculated	Work report for 2021	Kosovo Judicial Council

37	Nr. total of convicted persons during 2021	2021	Justice	Courts	Self-calculated	Work report for 2021	Kosovo Judicial Council
38	Nr. of cases recorded in the basic courts, with their branches	2021	Justice	Courts	Self-calculated	Work report for 2021	Kosovo Judicial Council
39	Staffing conditions	2022	Justice	Courts	Self-calculated	Statistical report of the courts quarter I - 2022, Statistical report of the courts 2021	Kosovo Judicial Council, Kosovo Judicial Council
40	Condition of cases	2022	Justice	Courts	Self-calculated	Statistical report of the courts quarter I - 2022, Statistical report of the courts 2021	Kosovo Judicial Council, Kosovo Judicial Council
41	Judges' workload with cases and average number of resolved cases per judge as well as the cases of outstanding at year's end	2022	Justice	Courts	Self-calculated	Statistical report of the courts quarter I - 2022, Statistical report of the courts 2021	Kosovo Judicial Council, Kosovo Judicial Council
42	Numerical status of cases in the Supreme Court	2022	Justice	Courts	Self-calculated	Statistical report of the courts quarter I - 2022, Statistical report of the courts 2021	Kosovo Judicial Council, Kosovo Judicial Council
43	General report on the court - criminal and civil field	2022	Justice	Courts	Self-calculated	Statistical report of the courts quarter I - 2022, Statistical report of the courts 2021	Kosovo Judicial Council, Kosovo Judicial Council
44	Asylum applications	2016-2020	Population	Migration	Eurostat	Strategy on migration 2021-2025	Ministry of Internal Affairs
45	Asylum applications for the first time	2016-2020	Population	Migration	Eurostat	Strategy on migration 2021-2025	Ministry of Internal Affairs
46	Kosovar people with valid residence permit in EU member states and Schengen Area according to the reason of residence	2015-2019	Population	Migration	Eurostat	Strategy on migration 2021-2025	Ministry of Internal Affairs
47	Trend of temporary residence permits, comparison by categories "Family Reunification" / "Employment"	2015-2019	Population	Migration	No Source	Strategy on migration 2021-2025	Ministry of Internal Affairs
48	Voluntary and forced readmission by years	2015-2020	Population	Migration	IOM, Self-calculated	Strategy on migration 2021-2025	Ministry of Internal Affairs
49	Number of beneficiaries under reintegration schemes	2015-2020	Population	Migration	Department for Reintegration of Repatriated Persons and Integration of Foreigners, Ministry of Internal Affairs	Strategy on migration 2021-2025	Ministry of Internal Affairs
50	Awareness and education of Kosovo residents – narcotics	2018-2022	Population	Migration	Self-calculated	Kosovo Strategy against narcotics and the Action Plan 2018 - 2022	Ministry of Internal Affairs

51	Gender structure of the Civil Service of Kosovo	2020		Public Administration	Self-calculated	The 2020 implementation report on public administration reform: public administration modernization strategy (2015-2020)	Ministry of Internal Affairs
52	Overall percentage of the type of violations committed by civil servants in 2020 from central and local level institutions combined	2020		Public Administration	Self-calculated	The 2020 implementation report on public administration reform: public administration modernization strategy (2015-2020)	Ministry of Internal Affairs
53	Forced readmission	2021		Public Administration	Self-calculated	Statistical report, 2021 DCAM / MIA	Ministry of Internal Affairs
54	Volunteer readmission	2021		Public Administration	Self-calculated	Statistical report, 2021 DCAM / MIA	Ministry of Internal Affairs
55	Volunteer readmission IOM assisted	2021		Public Administration	Self-calculated	Statistical report, 2021 DCAM / MIA	Ministry of Internal Affairs
56	Residency exemption of Kosovo	2021		Public Administration	Self-calculated	Statistical report, 2021 DCAM / MIA	Ministry of Internal Affairs
57	Residency acquisition of Kosovo	2021		Public Administration	Self-calculated	Statistical report, 2021 DCAM / MIA	Ministry of Internal Affairs
58	"Asylum seekers by group age/gender / origin of country"	2021		Public Administration	Self-calculated	Statistical report, 2021 DCAM / MIA	Ministry of Internal Affairs
59	Temporary residence permits	2021		Public Administration	Self-calculated	Statistical report, 2021 DCAM / MIA	Ministry of Internal Affairs
60	Permanent residence permits	2021		Public Administration	Self-calculated	Statistical report, 2021 DCAM / MIA	Ministry of Internal Affairs
61	Immigration trends in Kosovo, 2018-2020	2018-2020	Population	Migration	KAS	Migration profile light 2020	Ministry of Internal Affairs
62	Estimation of emigration from Kosovo, 2018-2020	2018-2020	Population	Migration	KAS	Migration profile light 2020	Ministry of Internal Affairs
63	Migration flows: immigration, emigration and net migration, 2018-2020	2018-2020	Population	Migration	KAS	Migration profile light 2020	Ministry of Internal Affairs
64	Immigration stocks and flows in absolute and relative numbers, 2018-2020	2018-2020	Population	Migration	KAS	Migration profile light 2020	Ministry of Internal Affairs
65	Emigration stocks and flows in absolute and relative numbers, 2018-2020	2018-2020	Population	Migration	KAS	Migration profile light 2020	Ministry of Internal Affairs
66	Emigration stocks and migration flows in absolute and relative numbers, 2018-2020	2018-2020	Population	Migration	KAS	Migration profile light 2020	Ministry of Internal Affairs

67	Number of temporary residence permits for employment purposes, 2018-2020	2018-2020	Population	Migration	Self-calculated	Migration profile light 2020	Ministry of Internal Affairs
68	Number of permanent residence permits for employment purposes, 2018-2020	2018-2020	Population	Migration	Self-calculated	Migration profile light 2020	Ministry of Internal Affairs
69	Number of short-term work permits, 2018-2020	2018-2020	Population	Migration	Other Central Institution	Migration profile light 2020	Ministry of Internal Affairs
70	Kosovar emigrants in EU member states and Schengen Area by reason of residence, 2018-2020	2018-2020	Population	Migration	Eurostat	Migration profile light 2020	Ministry of Internal Affairs
71	Number of persons who renounced Kosovo residency, 2018-2020	2018-2020	Population	Migration	Self-calculated	Migration profile light 2020	Ministry of Internal Affairs
72	Refusal of entry at Border Crossing Points, 2018-2020	2018-2020	Population	Migration	Other Central Institution	Migration profile light 2020	Ministry of Internal Affairs
73	Number of immigrants entering Kosovo in unauthorized manner, 2018-2022	2018-2020	Population	Migration	Other Central Institution	Migration profile light 2020	Ministry of Internal Affairs
74	Suspects of smuggling of migrants per residency, 2018-2020	2018-2020	Population	Migration	Other Central Institution	Migration profile light 2020	Ministry of Internal Affairs
75	Victims of trafficking per residency, 2018-2020	2018-2020	Population	Migration	Other Central Institution	Migration profile light 2020	Ministry of Internal Affairs
76	Kosovo people who have been denied entry at the border, apprehended for irregular residence, ordered to leave and left EU member states and the Schengen area, 2018-2020	2018-2020	Population	Migration	Eurostat	Migration profile light 2020	Ministry of Internal Affairs
77	Decisions on voluntary return, 2018-2020	2018-2020	Population	Migration	Other Central Institution	Migration profile light 2020	Ministry of Internal Affairs
78	Decisions on forced return, 2018-2020	2018-2020	Population	Migration	Other Central Institution	Migration profile light 2020	Ministry of Internal Affairs
79	Decisions on departure based on court rulings, 2018-2020	2018-2020	Population	Migration	Other Central Institution	Migration profile light 2020	Ministry of Internal Affairs
80	Voluntary and forced readmission, 2018-2020	2018-2020	Population	Migration	Other Central Institution	Migration profile light 2020	Ministry of Internal Affairs
81	Immediate assistance upon arrival and emergency assistance within 12 months after repatriation, 2018-2020	2018-2020	Population	Migration	Self-calculated, Other Central Institution	Migration profile light 2020	Ministry of Internal Affairs

82	Sustainable reintegration assistance, 2018-2020	2018-2020	Population	Migration	Self-calculated, Other Central Institution	Migration profile light 2020	Ministry of Internal Affairs
83	Number of persons who have acquired Kosovo residency, 2018-2020	2018-2020	Population	Migration	Other Central Institution	Migration profile light 2020	Ministry of Internal Affairs
84	Foreign Direct Investments in Kosovo, in millions of euros and as a percentage of GDP, 2016-2020	2016-2020	Population	Migration	Central Bank of Kosovo	Migration profile light 2020	Ministry of Internal Affairs
85	Remittance revenues, 2016-2020	2016-2020	Population	Migration	Central Bank of Kosovo	Migration profile light 2020	Ministry of Internal Affairs
86	Visitor travel services, 2016-2020	2016-2020	Population	Migration	Central Bank of Kosovo	Migration profile light 2020	Ministry of Internal Affairs
87	Total revenues from the diaspora	2020	Population	Migration	Central Bank of Kosovo	Migration profile light 2020	Ministry of Internal Affairs
88	Asylum seekers in Kosovo by age group, 2018-2020	2018-2020	Population	Migration	Self-calculated, Other Central Institution	Migration profile light 2020	Ministry of Internal Affairs
89	Kosovo residents asylum seekers in EU member states and Schengen area, 2018-2020	2018-2020	Population	Migration	Eurostat	Migration profile light 2020	Ministry of Internal Affairs
90	Police cases	2021	Population	Migration	Self-calculated	Migration profile light 2020	Ministry of Internal Affairs
91	Penal cases	2021	Population	Migration	Self-calculated	Migration profile light 2020	Ministry of Internal Affairs
92	Arrested persons	2021	Population	Migration	Self-calculated	Migration profile light 2020	Ministry of Internal Affairs
93	Stopped persons	2021	Population	Migration	Self-calculated	Migration profile light 2020	Ministry of Internal Affairs
94	Criminal groups caught by the police	2021	Population	Migration	Self-calculated	Migration profile light 2020	Ministry of Internal Affairs
95	Weapons seized	2021	Population	Migration	Self-calculated	Migration profile light 2020	Ministry of Internal Affairs
96	Ammunition seized	2021	Population	Migration	Self-calculated	Migration profile light 2020	Ministry of Internal Affairs
97	Dead persons in road traffic incidents	2021	Population	Migration	Self-calculated	Migration profile light 2020	Ministry of Internal Affairs
98	Tickets issued in road traffic incidents	2021	Population	Migration	Self-calculated	Migration profile light 2020	Ministry of Internal Affairs

99	Penalties for minor offenses in the field of migration	2021	Population	Migration	Self-calculated	Migration profile light 2020	Ministry of Internal Affairs
100	Road traffic accidents	2021	Population	Migration	Self-calculated	Migration profile light 2020	Ministry of Internal Affairs
101	Entry / exit of persons at the border	2021	Population	Migration	Self-calculated	Migration profile light 2020	Ministry of Internal Affairs
102	Protests and rallies of people	2021	Population	Migration	Self-calculated	Migration profile light 2020	Ministry of Internal Affairs
103	Refusal to enter Kosovo	2021	Population	Migration	Self-calculated	Migration profile light 2020	Ministry of Internal Affairs
104	Refusal to leave Kosovo	2021	Population	Migration	Self-calculated	Migration profile light 2020	Ministry of Internal Affairs
105	Number of reported cases	2012-2015	Income and Living Conditions	Police Indicators	Self-calculated	Strategy and Action Plan 2017-2021	Kosovo Police
106	Violence cases in schools	2016	Income and Living Conditions	Police Indicators	Self-calculated	Strategy and Action Plan 2017-2021	Kosovo Police
107	Number of reported cases	2012-2015	Income and Living Conditions	Police Indicators	Self-calculated	Strategy and Action Plan of the police in the community 2017-2021	Kosovo Police
108	Violence cases in schools	2016	Income and Living Conditions	Police Indicators	Self-calculated	Strategy and Action Plan of the police in the community 2017-2021	Kosovo Police
109	Number of vehicles per persons for each police directorate	2022		Police Indicators	Self-calculated	Inspection report 04-2022	Kosovo Police Inspectorate
110	Vehicle age	2022		Police Indicators	Self-calculated	Inspection report 04-2022	Kosovo Police Inspectorate
111	Average mileage for police vehicles	2022		Police Indicators	Self-calculated	Inspection report 04-2022	Kosovo Police Inspectorate
112	Number of active radars	2022		Police Indicators	Self-calculated	Inspection report 04-2022	Kosovo Police Inspectorate
113	Number of functional alcohol tests	2022		Police Indicators	Self-calculated	Inspection report 04-2022	Kosovo Police Inspectorate
114	Number of computers	2022		Police Indicators	Self-calculated	Inspection report 04-2022	Kosovo Police Inspectorate
115	Number of complaints about the Police	2021		Police Indicators	Self-calculated	Annual report 2021 police inspectorate of Kosovo	Kosovo Police Inspectorate
116	Number of internal police investigations	2021		Police Indicators	Self-calculated	Annual report 2021 police inspectorate of Kosovo	Kosovo Police Inspectorate
117	Number of police arrested	2021		Police Indicators	Self-calculated	Annual report 2021 police inspectorate of Kosovo	Kosovo Police Inspectorate

**MAPPING DATA COLLECTION FOR DEVELOPMENT/
ENHANCED INSTITUTIONAL CAPACITIES FOR DATA USE IN KOSOVO**

118	Number of police suspended	2021		Police Indicators	Self-calculated	Annual report 2021 police inspectorate of Kosovo	Kosovo Police Inspectorate
119	Number of planned inspections	2021		Police Indicators	Self-calculated	Annual report 2021 police inspectorate of Kosovo	Kosovo Police Inspectorate
120	Accumulating lakes in Kosovo	2016	Environment	Water	No Source	Natural and other disasters risk assessment	Emergency Management Agency
121	Unemployment	2015	Labour market	Labour market	KAS	Natural and other disasters risk assessment	Emergency Management Agency
122	Economic growth	2015	Domestic and institutional accounts	Domestic and institutional accounts	KAS	Natural and other disasters risk assessment	Emergency Management Agency
123	Inflation	2015	Domestic and institutional accounts	Domestic and institutional accounts	KAS	Natural and other disasters risk assessment	Emergency Management Agency
124	Debt	2015	Domestic and institutional accounts	Domestic and institutional accounts	KAS	Natural and other disasters risk assessment	Emergency Management Agency
125	Population	2015	Population	Population	Other Central Institution	Natural and other disasters risk assessment	Emergency Management Agency
126	Birth	2015	Population	Population	Other Central Institution	Natural and other disasters risk assessment	Emergency Management Agency
127	Mortality	2015	Population	Population	Other Central Institution	Natural and other disasters risk assessment	Emergency Management Agency
128	Education indicators	2015	Education	Education	No Source	Natural and other disasters risk assessment	Emergency Management Agency
129	Forest fires	2015	Environment	Environment	Other Central Institution	Natural and other disasters risk assessment	Emergency Management Agency
130	Forest fires 1999-2014	1999-2014	Environment	Environment	Other Central Institution	Natural and other disasters risk assessment	Emergency Management Agency
131	Economic losses	2000-2014	Environment	Environment	Other Central Institution	Natural and other disasters risk assessment	Emergency Management Agency
132	Abandoned children	2020	Data for children	Data for children	Self-calculated	Social welfare	Ministry of Finance, Labour and Transfers

133	Children in foster care	2020	Data for children	Data for children	Self-calculated	Social wellbeing	Ministry of Finance, Labour and Transfers
134	No. of reviewed adoption applications	2020	Data for children	Data for children	Self-calculated	Social wellbeing	Ministry of Finance, Labour and Transfers
135	Children of parents hindered in the exercise of parental rights	2020	Data for children	Data for children	Self-calculated	Social wellbeing	Ministry of Finance, Labour and Transfers
136	No. of abused children	2020	Data for children	Data for children	Self-calculated	Social wellbeing	Ministry of Finance, Labour and Transfers
137	Children sheltered in SDSDF	2020	Data for children	Data for children	Self-calculated	Social wellbeing	Ministry of Finance, Labour and Transfers
138	Number of children identified in heavy work during the years 2019/2020	2019-2020	Data for children	Data for children	Self-calculated	Social wellbeing	Ministry of Finance, Labour and Transfers
139	Victims of domestic violence identified and treated by CSWs, 2020	2020	Health and welfare	Health and Welfare	Self-calculated	Social wellbeing	Ministry of Finance, Labour and Transfers
140	Victims of domestic violence according to the shelter where they are sheltered	2020	Health and welfare	Health and Welfare	Self-calculated	Social wellbeing	Ministry of Finance, Labour and Transfers
141	Viktimat e dhunës në familje sipas moshës, gjinisë dhe vendit të prejardhjes (Victims of domestic violence by age, gender and place of origin) 2019/2020	2019-2020	Health and welfare	Health and Welfare	Self-calculated	Social wellbeing	Ministry of Finance, Labour and Transfers
142	Victims of trafficking in human beings sheltered in QMVPT	2020	Health and welfare	Health and Welfare	Self-calculated	Social wellbeing	Ministry of Finance, Labour and Transfers
143	Number of child beneficiaries of the FFAKP Scheme, 2020	2020	Health and welfare	Health and Welfare	Self-calculated	Social wellbeing	Ministry of Finance, Labour and Transfers
144	Families in the Social Assistance Scheme 2019/2020	2019-2020	Health and welfare	Health and Welfare	Self-calculated	Social wellbeing	Ministry of Finance, Labour and Transfers
145	Family members in the Social Assistance Scheme	2019-2020	Health and welfare	Health and Welfare	Self-calculated	Social wellbeing	Ministry of Finance, Labour and Transfers
146	Social assistance payments	2019-2020	Health and welfare	Health and Welfare	Self-calculated	Social wellbeing	Ministry of Finance, Labour and Transfers

**MAPPING DATA COLLECTION FOR DEVELOPMENT/
ENHANCED INSTITUTIONAL CAPACITIES FOR DATA USE IN KOSOVO**

147	Number of households in SNS, by municipalities / CSWs	2020	Health and welfare	Health and Welfare	Self-calculated	Social wellbeing	Ministry of Finance, Labour and Transfers
148	Social assistance providers by categories and gender structure	2020	Health and welfare	Health and Welfare	Self-calculated	Social wellbeing	Ministry of Finance, Labour and Transfers
149	Number of complaints reviewed by the Level II Medical Commission	2020	Health and welfare	Health and Welfare	Self-calculated	Social wellbeing	Ministry of Finance, Labour and Transfers
150	Administrative Disputes Proceeded in the Basic Court, 2020	2020	Health and welfare	Health and Welfare	Self-calculated	Social wellbeing	Ministry of Finance, Labour and Transfers
151	Number of re-requests for one-time assistance, reviewed during 2019/2020	2019-2020	Health and welfare	Health and Welfare	Self-calculated	Social wellbeing	Ministry of Finance, Labour and Transfers
152	Subsidized families under the Schemes	2020	Health and welfare	Health and Welfare	Self-calculated	Social wellbeing	Ministry of Finance, Labour and Transfers
153	Number of households and amount of processed assets, Measure 15	2020	Health and welfare	Health and Welfare	Self-calculated	Social wellbeing	Ministry of Finance, Labour and Transfers
154	Number of beneficiaries of the FDIL scheme by categories	2020	Health and welfare	Health and Welfare	Self-calculated	Social wellbeing	Ministry of Finance, Labour and Transfers
155	Number of NGO licensing applications	2020	Health and welfare	Health and Welfare	Self-calculated	Social wellbeing	Ministry of Finance, Labour and Transfers
156	Number of NGOs licensed	2020	Health and welfare	Health and Welfare	Self-calculated	Social wellbeing	Ministry of Finance, Labour and Transfers
157	Total debt structure	2022	Executive's Expenditure by COFOG	Executive's Expenditure	Self-calculated, No Source	Domestic debt programme2023-2025	Ministry of Finance, Labour and Transfers
158	Investments in securities by instruments	2022	Executive's Expenditure by COFOG	Executive's Expenditure	Self-calculated, No Source	Domestic debt programme2023-2025	Ministry of Finance, Labour and Transfers
159	Average interest rates	2022	Executive's Expenditure by COFOG	Executive's Expenditure	Self-calculated, No Source	Domestic debt programme2023-2025	Ministry of Finance, Labour and Transfers
160	The structure of international debt by creditors and type of credit	2022	Executive's Expenditure by COFOG	Executive's Expenditure	Self-calculated, No Source	Domestic debt programme2023-2025	Ministry of Finance, Labour and Transfers
161	Outstanding liabilities	2022	Executive's Expenditure by COFOG	Executive's Expenditure	Self-calculated, No Source	Domestic debt programme2023-2025	Ministry of Finance, Labour and Transfers

162	Total debt structure by currency	2022	Executive's Expenditure by COFOG	Executive's Expenditure	Self-calculated, No Source	Domestic debt programme2023-2025	Ministry of Finance, Labour and Transfers
163	Number of doses administered per 100 inhabitants by neighbouring countries and income	2022	Income and Living Conditions	Health and welfare	Our World in Data	Economic reform programme2022-2024	Ministry of Finance, Labour and Transfers
164	The prospect of GDP growth	2022	Executive's Expenditure by COFOG	Executive's Expenditure	European Commission	Economic reform programme2022-2024	Ministry of Finance, Labour and Transfers
165	Price index for all goods	2022	Executive's Expenditure by COFOG	Executive's Expenditure	IMF	Economic reform programme2022-2024	Ministry of Finance, Labour and Transfers
166	Food price index and liquor	2022	Executive's Expenditure by COFOG	Executive's Expenditure	IMF	Economic reform programme2022-2024	Ministry of Finance, Labour and Transfers
167	The price of Brent crude oil	2022	Short-term statistics	Industry	IMF	Economic reform programme2022-2024	Ministry of Finance, Labour and Transfers
168	Nickel, \$ per metric ton	2022	Short-term statistics	Industry	World Bank	Economic reform programme2022-2024	Ministry of Finance, Labour and Transfers
169	The contribution of tradable and non-tradable inflation	2022	Executive's Expenditure by COFOG	Executive's Expenditure	KAS	Economic reform programme2022-2024	Ministry of Finance, Labour and Transfers
170	Key labour market indicators	2022	Labour market		KAS	Economic reform programme2022-2024	Ministry of Finance, Labour and Transfers
171	Average gross salary	2022	Labour market		KAS	Economic reform programme2022-2024	Ministry of Finance, Labour and Transfers
172	Real GDP and key contributors	2022	Executive's Expenditure by COFOG		Self-calculated	Economic reform programme2022-2024	Ministry of Finance, Labour and Transfers
173	Herfindahl Hierchman Index	2022	Short-term statistics		Self-calculated	Economic reform programme2022-2024	Ministry of Finance, Labour and Transfers
174	Trade opening index	2022	Short-term statistics		Self-calculated	Economic reform programme2022-2024	Ministry of Finance, Labour and Transfers
175	Export and import of goods and services	2022	Short-term statistics		Self-calculated	Economic reform programme2022-2024	Ministry of Finance, Labour and Transfers

176	Components of the financial account	2022	Short-term statistics		Self-calculated	Economic reform programme 2022-2024	Ministry of Finance, Labour and Transfers
177	Net position of international investments	2022	Short-term statistics		Self-calculated	Economic reform programme 2022-2024	Ministry of Finance, Labour and Transfers
178	Increasing lending to the private sector	2022	Short-term statistics		Self-calculated	Economic reform programme 2022-2024	Ministry of Finance, Labour and Transfers
179	Liabilities of public non-financial corporations (POEs) as a percentage of GDP (2019)	2022	Short-term statistics		Eurostat	Economic reform programme 2022-2024	Ministry of Finance, Labour and Transfers
180	Summary financial statements for the POE sector	2022	Short-term statistics		Self-calculated	Economic reform programme 2022-2024	Ministry of Finance, Labour and Transfers
181	Prior year GDP at prices - adjusted by seasons	2022	Executive's Expenditure by COFOG		KAS	Economic reform programme 2022-2024	Ministry of Finance, Labour and Transfers
182	Trade balances	2022	Short-term statistics		Self-calculated	Trade balance sheet	Kosovo Customs
183	THE IMPACT OF CEFTA	2022	Short-term statistics		Self-calculated	Trade balance sheet	Kosovo Customs
184	IMPACT OF THE SAA	2022	Short-term statistics		Self-calculated	Trade balance sheet	Kosovo Customs
185	OPTIMAL CLEARANCE TIME	2022	Short-term statistics		Self-calculated	Trade balance sheet	Kosovo Customs
186	The size of the Informal Economy in Kosovo compared to the Region and 31 European countries in terms of GDP	2019	Short-term statistics		EU funded assessment	Kosovo Strategy for preventing and combating the informal economy, money laundering, financing of terrorism and financial crimes 2019-2023	Financial Intelligence Unit
187	VALUE OF CONTRACTS BY TYPES OF PROCEDURE OF PROCUREMENT	2021	Short-term statistics		Self-calculated	Annual work report for 2021 - CPA	Central Procurement Agency
188	Total primary energy consumption	2019	Energy	Energy	Other Central Institution	Fifth annual report under the energy efficiency directive	Kosovo Agency for Energy Efficiency
189	Total final energy consumption	2019	Energy	Energy	Other Central Institution	Fifth annual report under the energy efficiency directive	Kosovo Agency for Energy Efficiency
190	Final energy consumption – Transport	2019	Energy	Energy	Other Central Institution	Fifth annual report under the energy efficiency directive	Kosovo Agency for Energy Efficiency
191	Final energy consumption – Industry	2019	Energy	Energy	Other Central Institution	Fifth annual report under the energy efficiency directive	Kosovo Agency for Energy Efficiency

192	Final energy consumption – Households	2019	Energy	Energy	Other Central Institution	Fifth annual report under the energy efficiency directive	Kosovo Agency for Energy Efficiency
193	Final energy consumption – Services	2019	Energy	Energy	Other Central Institution	Fifth annual report under the energy efficiency directive	Kosovo Agency for Energy Efficiency
194	Gross value added by sector – Industry	2019	Structural business statistics	Structural business statistics	KAS	Fifth annual report under the energy efficiency directive	Kosovo Agency for Energy Efficiency
195	Gross value added by sector – Services	2019	Structural business statistics	Structural business statistics	KAS	Fifth annual report under the energy efficiency directive	Kosovo Agency for Energy Efficiency
196	Disposable income of households	2019	Income and Living Conditions	Incomes for Household	KAS	Fifth annual report under the energy efficiency directive	Kosovo Agency for Energy Efficiency
197	Gross Domestic Product (GDP)	2019	Executive's Expenditure by COFOG	Executive's Expenditure	KAS	Fifth annual report under the energy efficiency directive	Kosovo Agency for Energy Efficiency
198	Electricity generation from thermal power plants	2019	Energy	Energy	KAS	Fifth annual report under the energy efficiency directive	Kosovo Agency for Energy Efficiency
199	Electricity generation from combined heat and power (***)	2019	Energy	Energy	KAS	Fifth annual report under the energy efficiency directive	Kosovo Agency for Energy Efficiency
200	Heat generation from thermal power generation	2019	Energy	Energy	KAS	Fifth annual report under the energy efficiency directive	Kosovo Agency for Energy Efficiency
201	Heat generation from combined heat and power plants, incl. industrial waste heat	2019	Energy	Energy	Kosovo Energy Corporation	Fifth annual report under the energy efficiency directive	Kosovo Agency for Energy Efficiency
202	Fuel input for thermal power generation	2019	Energy	Energy	Kosovo Energy Corporation	Fifth annual report under the energy efficiency directive	Kosovo Agency for Energy Efficiency
203	Passenger kilometres (pkm)	2019	Energy	Energy	KAS	Fifth annual report under the energy efficiency directive	Kosovo Agency for Energy Efficiency
204	Tonne kilometres (tkm)	2019	Energy	Energy	KAS	Fifth annual report under the energy efficiency directive	Kosovo Agency for Energy Efficiency
205	Combined transport kilometres (pkm + tkm), in case separate values for pkm and tkm are not available	2019	Energy	Energy	KAS	Fifth annual report under the energy efficiency directive	Kosovo Agency for Energy Efficiency

206	Population	2019	Population	Population	KAS	Fifth annual report under the energy efficiency directive	Kosovo Agency for Energy Efficiency
207	Number of students and educational staff in Kosovo	2021	Education	Education	Self-calculated	Statistical notes: information on pre-university education	Ministry of Education, Science, Technology, and Innovation
208	Number of public educational institutions in Kosovo	2021	Education	Education	Self-calculated	Statistical notes: information on pre-university education	Ministry of Education, Science, Technology, and Innovation
209	Student to teacher and student ratios	2021	Education	Education	Self-calculated	Statistical notes: information on the pre-university education	Ministry of Education, Science, Technology, and Innovation
210	Participation in pre-school and pre-primary education	2020-2021	Education	Education	Self-calculated	Annual statistical report with education indicators 2020/2021	Ministry of Education, Science, Technology, and Innovation
211	Access to primary education	2020-2021	Education	Education	Self-calculated	Annual statistical report with education indicators 2020/2021	Ministry of Education, Science, Technology, and Innovation
212	Participation in primary education	2020-2021	Education	Education	Self-calculated	Annual statistical report with education indicators 2020/2021	Ministry of Education, Science, Technology, and Innovation
213	Participation in lower secondary education	2020-2021	Education	Education	Self-calculated	Annual statistical report with education indicators 2020/2021	Ministry of Education, Science, Technology, and Innovation
214	Participation in primary and lower secondary education	2020-2021	Education	Education	Self-calculated	Annual statistical report with education indicators 2020/2021	Ministry of Education, Science, Technology, and Innovation
215	Participation in upper secondary education	2020-2021	Education	Education	Self-calculated	Annual statistical report with education indicators 2020/2021	Ministry of Education, Science, Technology, and Innovation
216	Children out of school	2020-2021	Education	Education	Self-calculated	Annual statistical report with education indicators 2020/2021	Ministry of Education, Science, Technology, and Innovation

217	Student-teacher ratio	2020-2021	Education	Education	Self-calculated	Annual statistical report with education indicators 2020/2021	Ministry of Education, Science, Technology, and Innovation
218	Student ratio	2020-2021	Education	Education	Self-calculated	Annual statistical report with education indicators 2020/2021	Ministry of Education, Science, Technology, and Innovation
219	Percentage of female teachers	2020-2021	Education	Education	Self-calculated	Annual statistical report with education indicators 2020/2021	Ministry of Education, Science, Technology, and Innovation
220	Gender Equality Index	2020-2021	Income and Living Conditions	Household Income	Self-calculated	Annual statistical report with education indicators 2020/2021	Ministry of Education, Science, Technology, and Innovation
221	The ratio of students who start the first grade and reach the fifth grade in primary education	2020-2021	Education	Education	Self-calculated	Annual statistical report with education indicators 2020/2021	Ministry of Education, Science, Technology, and Innovation
222	Ratio of students starting sixth grade and reaching ninth grade in lower secondary education	2020-2021	Education	Education	Self-calculated	Annual statistical report with education indicators 2020/2021	Ministry of Education, Science, Technology, and Innovation
223	Degree of transition (survival) by grades in primary education	2020-2021	Education	Education	Self-calculated	Annual statistical report with education indicators 2020/2021	Ministry of Education, Science, Technology, and Innovation
224	Repeaters in lower secondary and upper secondary education	2020-2021	Education	Education	Self-calculated	Annual statistical report with education indicators 2020/2021	Ministry of Education, Science, Technology, and Innovation
225	Degree of transition from primary to lower secondary education	2020-2021	Education	Education	Self-calculated	Annual statistical report with education indicators 2020/2021	Ministry of Education, Science, Technology, and Innovation
226	Degree of transition from lower secondary education to upper secondary education	2020-2021	Education	Education	Self-calculated	Annual statistical report with education indicators 2020/2021	Ministry of Education, Science, Technology, and Innovation

**MAPPING DATA COLLECTION FOR DEVELOPMENT/
ENHANCED INSTITUTIONAL CAPACITIES FOR DATA USE IN KOSOVO**

227	Drop out students in primary education	2020-2021	Education	Education	Self-calculated	Annual statistical report with education indicators 2020/2021	Ministry of Education, Science, Technology, and Innovation
228	Abandoned students in lower secondary education	2020-2021	Education	Education	Self-calculated	Annual statistical report with education indicators 2020/2021	Ministry of Education, Science, Technology, and Innovation
229	Abandoned students in upper secondary education	2020-2021	Education	Education	Self-calculated	Annual statistical report with education indicators 2020/2021	Ministry of Education, Science, Technology, and Innovation
230	Results of external evaluation tests	2020-2021	Education	Education	Self-calculated	Annual statistical report with education indicators 2020/2021	Ministry of Education, Science, Technology, and Innovation
231	Public spending on education	2020-2021	Education	Education	Self-calculated	Annual statistical report with education indicators 2020/2021	Ministry of Education, Science, Technology, and Innovation
232	Public Expenditures on Pre-University Education	2020-2021	Education	Education	Self-calculated	Annual statistical report with education indicators 2020/2021	Ministry of Education, Science, Technology, and Innovation
233	Time to Register a Business Organization	2022	Statistical business register	Statistical business register	Self-calculated	Basic performance indicators report on business registration in Kosovo for the period: January - March 2022	Kosovo Business Registration Agency - KBRA
234	Time to Register an LLC	2022	Statistical business register	Statistical business register	Self-calculated	Basic performance indicators report on business registration in Kosovo for the period: January - March 2022	Kosovo Business Registration Agency - KBRA
235	Duration for Business Organization Registration by Registration Center	2022	Statistical business register	Statistical business register	Self-calculated	Basic performance indicators report on business registration in Kosovo for the period: January - March 2022	Kosovo Business Registration Agency - KBRA
236	Registration and Deregistration by Legal Form of Business Organization.	2022	Statistical business register	Statistical business register	Self-calculated	Basic performance indicators report on business registration in Kosovo for the period: January - March 2022	Kosovo Business Registration Agency - KBRA
237	"Registration of Branches of Foreign Business Organizations by Country of Origin"	2022	Statistical business register	Statistical business register	Self-calculated	Basic performance indicators report on business registration in Kosovo for the period: January - March 2022	Kosovo Business Registration Agency - KBRA

238	Number of Business Organizations Involving At Least One Foreign Owner, Partner or Shareholder	2022	Statistical business register	Statistical business register	Self-calculated	Basic performance indicators report on business registration in Kosovo for the period: January - March 2022	Kosovo Business Registration Agency - KBRA
239	Registration of Business Organizations by Gender	2022	Statistical business register	Statistical business register	Self-calculated	Basic performance indicators report on business registration in Kosovo for the period: January - March 2022	Kosovo Business Registration Agency - KBRA
240	Foreign direct investment in Kosovo by year	2007-2020	Domestic and institutional accounts	Domestic and institutional accounts	Central Bank of Kosovo	Annual report 2021	Kosovo Investment and Enterprise Support Agency - KIESA
241	Unemployment by municipality in the Center Development Region, source Kosovo Employment Agency	2021	Labour market	Labour market	Self-calculated	Visibility study and design of a system for monitoring balanced regional socio-economic development	Ministry of Regional Development
242	Categorization of businesses in the Center Development Region	2021	Labour market	Labour market	No Source	Visibility study and design of a system for monitoring balanced regional socio-economic development	Ministry of Regional Development
243	Economic activities in the East Development Region	2021	Income and Living Conditions	Income and Living Conditions	Other Central Institution	Visibility study and design of a system for monitoring balanced regional socio-economic development	Ministry of Regional Development
244	Unemployment in the East Development Region, by municipality	2021	Labour market	Labour market	KAS	Visibility study and design of a system for monitoring balanced regional socio-economic development	Ministry of Regional Development
245	Number of population by development region	2021	Population	Population	KAS	Visibility study and design of a system for monitoring balanced regional socio-economic development	Ministry of Regional Development
246	Urban and rural population by region	2021	Population	Population	KAS	Visibility study and design of a system for monitoring balanced regional socio-economic development	Ministry of Regional Development
247	Number of settlements by development region	2021	Population	Population	KAS	Visibility study and design of a system for monitoring balanced regional socio-economic development	Ministry of Regional Development
248	Population density by development region	2021	Population	Population	KAS	Visibility study and design of a system for monitoring balanced regional socio-economic development	Ministry of Regional Development
249	Birth rate and mortality analysis of KAS statistics by year estimate	2021	Population	Population	KAS	Visibility study and design of a system for monitoring balanced regional socio-economic development	Ministry of Regional Development

250	Population pyramid by development region	2021	Population	Population	KAS	Visibility study and design of a system for monitoring balanced regional socio-economic development	Ministry of Regional Development
251	“International and national migration by development regions in Kosovo”	2021	Population	Population	KAS	Visibility study and design of a system for monitoring balanced regional socio-economic development	Ministry of Regional Development
252	Number of families by region	2021	Population	Population	KAS	Visibility study and design of a system for monitoring balanced regional socio-economic development	Ministry of Regional Development
253	Population by level of education and development region	2021	Population	Population	KAS	Visibility study and design of a system for monitoring balanced regional socio-economic development	Ministry of Regional Development
254	Population by level of education and development regions in %	2021	Population	Population	KAS	Visibility study and design of a system for monitoring balanced regional socio-economic development	Ministry of Regional Development
255	School buildings by region	2021	Education	Education	Other Central Institution, KAS	Visibility study and design of a system for monitoring balanced regional socio-economic development	Ministry of Regional Development
256	Number of children in pre-primary education by region	2021	Education	Education	Other Central Institution, KAS	Visibility study and design of a system for monitoring balanced regional socio-economic development	Ministry of Regional Development
257	Number of students in lower secondary education	2021	Education	Education	Other Central Institution, KAS	Visibility study and design of a system for monitoring balanced regional socio-economic development	Ministry of Regional Development
258	Number of students in upper secondary education – education statistics in Kosovo	2021	Education	Education	Other Central Institution, KAS	Visibility study and design of a system for monitoring balanced regional socio-economic development	Ministry of Regional Development
259	Number of students in upper secondary education – education statistics in Kosovo	2021	Education	Education	Other Central Institution, KAS	Visibility study and design of a system for monitoring balanced regional socio-economic development	Ministry of Regional Development
260	Number of children up to 6 years old in private education	2021	Education	Education	Other Central Institution, KAS	Visibility study and design of a system for monitoring balanced regional socio-economic development	Ministry of Regional Development
261	Number of students in private education by region	2021	Education	Education	Other Central Institution, KAS	Visibility study and design of a system for monitoring balanced regional socio-economic development	Ministry of Regional Development

Annex 5. list of the three Western Balkan countries' central public institutions

Type	Country	Comments	No. of Documents	No. of KPIs	Sections Checked	Website
Ministry of Health	Albania	- Despite the many documents published on the website, there are no KPIs used as source of information	0	0	- No updated document with KPIs found on the website - Statistics https://shendetesia.gov.al/dokumenta-statistikor-per-shendetesine/ (not updated) - Reports https://shendetesia.gov.al/raportet/ (not updated)	https://shendetesia.gov.al
Ministry of Justice	Albania	- Despite the many documents published on the website, there are no KPIs used as source of inform	3	0	- Publications https://www.drejtesia.gov.al/publikime/ - Concept Documents https://drejtesia.gov.al/draft-koncept-dokumenti-strategjik-strategjia-ndersektoriale-e-drejtewise-21-25/ - Checked the public consultation portal https://konsultimipublik.gov.al	https://www.drejtesia.gov.al/
Ministry of Finance and Economy	Albania	- Reports section (not accessible: 403 error)	4	22	- Sustainable Development https://www.financa.gov.al/rritje-ekonomike-e-qendrueshme-dhe-gjitheperfishirese/ (documents outdated) - Statistics https://financa.gov.al/statistika-fiskale-vjetore/	https://www.financa.gov.al/
Ministry of Justice	Montenegro	- Data found on GOV. ME sections	5	11	- Documents https://www.gov.me/en/document-library?sort=published_at	https://www.gov.me/en/mpa
Ministry of Health	Montenegro	- Information is outdated	1	7	- Documents https://www.gov.me/en/document-library?sort=published_at&dt=6&page=1&ou=17	https://www.gov.me/en/mzd
Ministry of Economic Development and Tourism	Montenegro	- Various indicators found	3	39	- Documents https://www.gov.me/en/document-library?sort=published_at&dt=6&page=1&ou=18	https://www.gov.me/en/mek
Ministry of Justice	North Macedonia	- Not many indicators found	6	5	- Regulation - Strategies https://www.pravda.gov.mk/resursi/12 - Reports https://www.pravda.gov.mk/resursi/10 - Annual workplan https://www.pravda.gov.mk/resursi/23	https://www.pravda.gov.mk/
Ministry of Finance	North Macedonia	- Various indicators are disclosed as open data	2	40	- Macroeconomics https://finance.gov.mk/%d0%b8%d0%bd%d0%b4%d0%b8%d0%ba%d0%b0%d1%82%d0%be%d1%80%d0%b8-%d0%b8-%d0%bf%d1%80%d0%be%d0%b5%d0%ba%d1%86%d0%b8%d0%b8/ - Statistical Review https://finance.gov.mk/statistical-review/?lang=en - Indicators and Projections https://finance.gov.mk/indicators-and-projections/?lang=en - Strategic Plans https://finance.gov.mk/%d1%81%d1%82%d1%80%d0%b0%d1%82%d0%b5%d1%88%d0%ba%d0%be-%d0%bf%d0%bb%d0%b0%d0%bd%d0%b8%d1%80%d0%b0%d1%9a%d0%b5-2/	http://www.finance.gov.mk/
Ministry of Health	North Macedonia	- Various indicators found in a few documents	5	13	- Strategies http://zdravstvo.gov.mk/sq/strategjite/	http://zdravstvo.gov.mk/

Annex 6. List of documents for the three Western Balkan countries

No.	Document Name	No. KPIs	Institution	Country	Type	Year	URL
1	Draft Decision “On the approval of the National Plan for European Integration 2021-2023 (PKIE 2021-2023)”	0	Ministry of Justice	Albania	Action Plan	2021	https://drejtesia.gov.al/wp-content/uploads/2021/01/RENJK_319_PKIE-2021-2023_8.01.2021.docx
2	Cross-cutting Justice Strategy 2021-2025 (IAS II)	0	Ministry of Justice	Albania	Strategic Report	2021	http://drejtesia.gov.al/draft-koncept-dokumenti-strategjik-strategjia-ndersektoriale-e-drejtesise-21-25/
3	Annual Plan for 2021	0	Ministry of Justice	Albania	Annual Report	2021	https://drejtesia.gov.al/wp-content/uploads/2021/03/Plani-Vjetor-KP-2021.pdf
4	Integrity Plan for the State Police	0	State Police of Albania	Albania	Action Plan	2021	https://www.asp.gov.al/wp-content/uploads/2022/03/Plani-i-Integritetit-t%C3%AB-Policis%C3%AB-s%C3%AB-Shtetit.docx
5	Weekly Summary 2022	0	State Police of Albania	Albania	Report	2022	https://www.asp.gov.al/permbledhja-javore-19-26-qershor-2022/
6	Monthly Summary 2022	0	Ministry of Finance and Economy	Albania	Report	2022	https://www.financa.gov.al/wp-content/uploads/2022/03/Newsletter-OK-2-1.jpg
7	Fiscal statistics in years	0	Ministry of Finance and Economy	Albania	Statistics Report	2022	https://financa.gov.al/wp-content/uploads/2022/04/Statistika-fiskale-nevite_-update-Prill-2022.xlsx
8	Macroeconomic and Fiscal Framework for the Period 2023 - 2025	5	Ministry of Finance and Economy	Albania	Strategic Report	2022	https://financa.gov.al/wp-content/uploads/2022/01/Kuadri-Makroekonomike-Fiskal-p%C3%ABr-periudh%C3%ABn-2023-2025-VKM-Nr.-19-dt-13.01.2022.pdf
9	Economic Reform Programme 2022-2024	17	Ministry of Finance and Economy	Albania	Strategic Report	2021	https://financa.gov.al/wp-content/uploads/2022/02/ERP-2022-2024.pdf
10	Mhmr_Roma_Inclusion_Report_Discussed_Issues_Regarding_The_Employment_Of_Roma_And_Egyptians	0	Ministry of Justice	Montenegro	Report	2022	https://www.gov.me/en/documents/2efc-be70-7f4b-449e-bb9b-4847cb97912f
11	Comments on the Third Opinion of the Advisory Committee on the Framework Convention for the Protection Of National Minorities	0	Ministry of Justice	Montenegro	Report	2021	https://wapi.gov.me/download/db48afc9-d2bf-44e4-8681-0a63b76a9b52?version=1.0
12	Regional Judicial Cooperation in Criminal Matters: Overview of Comparative Practice of Western Balkan Countries	3	Ministry of Justice	Montenegro	Report	2022	https://wapi.gov.me/download/db48afc9-d2bf-44e4-8681-0a63b76a9b52?version=1.0
13	Judiciary Ict Development Programme 2021 - 2023	0	Ministry of Justice	Montenegro	Strategic Report	2021	https://www.gov.me/en/documents/7af1b58d-a6aa-4e62-8de2-75979dd42d0c
14	Evaluation Of Action Plan For Achieving Gender Equality In Montenegro	8	Ministry of Justice	Montenegro	Strategic Report	2021	https://wapi.gov.me/download/305bb590-9d1c-472b-a7ca-c33b-74fad9c1?version=1.0
15	Master Plan of the Development Of Health System In Montenegro 2015-2020	7	Ministry of Health	Montenegro	Strategic Report	2017	https://wapi.gov.me/download/8fb012ab-45bc-40e1-8610-cb85d-50c5956?version=1.0

16	Industrial Policy 2019-2023	23	Ministry of Economic Development and Tourism	Montenegro	Policy	2019	https://wapi.gov.me/download/af22514f-712a-4fb8-8ab5-acfa8e083c-4c?version=1.0
17	Action Plan for Implementation of Industrial Policy of Montenegro 2019-2023, For The 2019-2020	0	Ministry of Economic Development and Tourism	Montenegro	Action Plan	2019	https://wapi.gov.me/download/a2185ae5-020d-4b2d-a053-41798342a717?version=1.0
18	Strategy for the Development of Postal Activity 2019-2023	16	Ministry of Economic Development and Tourism	Montenegro	Strategic Report	2019	https://wapi.gov.me/download/6ae91879-7648-4006-b1c2-52fed4df89a?version=1.0
19	Communication Strategy on Free Legal Aid	0	Ministry of Justice	North Macedonia	Strategic Report	2021	https://www.pravda.gov.mk/Upload/Documents/ENG%20_Revised%20Communication%20strategy.pdf
20	Strategy for Reform of the Judicial Sector for the Period 2017-2022 With An Action Plan	0	Ministry of Justice	North Macedonia	Strategic Report	2017	https://www.pravda.gov.mk/Upload/Documents/Strategija%20i%20akciski%20plan_ALB-web.pdf
21	Annual Report on the Implementation of the Law on Free Legal Aid	5	Ministry of Justice	North Macedonia	Strategic Report	2021	https://www.pravda.gov.mk/Upload/Documents/%D0%93%D0%BE%D0%B4%D0%B8%D1%88%D0%B5%D0%BD%D0%B8%D0%B7%D0%B2%D0%B5%D1%88%D1%82%D0%B0%D1%98%20%D0%91%D0%9F%D0%9F%20%D0%B7%D0%B0%202021%20%D0%B3%D0%BE%D0%B4%20%D1%84%D0%B8%D0%BD%D0%B0%D0%BB%D0%BD%D0%BE.pdf
22	Biennial Report on Implementation of the Judicial Sector Reform Strategy 2017-2022	0	Ministry of Justice	North Macedonia	Report	2017	https://www.pravda.gov.mk/Upload/Documents/%D0%98%D0%B7%D0%B2%D0%B5%D1%88%D1%82%D0%B0%D1%98%20%D0%B7%D0%B0%20%D1%81%D0%BB%D0%B5%D0%B4%D0%B5%D1%9A%D0%B5%20%D0%BD%D0%B0%20%D0%A1%D1%82%D1%80%D0%B0%D1%82%D0%B5%D0%B3%D0%B8%D1%98%D0%B0%D1%82%D0%B0%20%D0%B7%D0%B0%20%D1%80%D0%B5%D1%84%D0%BE%D1%80%D0%BC%D0%B8%20%D0%B2%D0%BE%20%D0%BF%D1%80%D0%B0%D0%B2%D0%BE%D1%81%D1%83%D0%B4%D0%B5%D0%BD%20%D1%81%D0%B5%D0%BA%D1%82%D0%BE%D1%80%202019-2020.pdf
23	Temporary Report on Compliance of North Macedonia	0	Ministry of Justice	North Macedonia	Report	2020	https://www.pravda.gov.mk/Upload/Documents/MKD%20GrecoRC4(2020)4%20Interim%20RC4-North%20Macedonia%20Final%20Public(1).pdf
24	Annual Work Plan of the Ministry of Justice for 2020	0	Ministry of Justice	North Macedonia	Report	2020	https://www.pravda.gov.mk/Upload/Documents/%D0%9F%D0%A0%D0%9E%D0%93%D0%A0%D0%90%D0%9C%D0%90%20%D0%97%D0%90%20%D0%A0%D0%90%D0%91%D0%9E%D0%A2%D0%90%202020.pdf

**MAPPING DATA COLLECTION FOR DEVELOPMENT/
ENHANCED INSTITUTIONAL CAPACITIES FOR DATA USE IN KOSOVO**

25	Macroeconomic Indicators	40	Ministry of Finance	North Macedonia	Open Data Format	2022	https://finance.gov.mk/wp-content/uploads/2022/06/Makroekonomski-indikator.xlsx
26	Strategic Plan	0	Ministry of Finance	North Macedonia	Strategic Report	2022	https://finance.gov.mk/wp-content/uploads/2021/01/Strat-eski-plan-2021-2023.pdf
27	Strategy for Development of the Macedonian Integrated Health Information System	0	Ministry of Health	North Macedonia	Strategic Report	2015	http://zdravstvo.gov.mk/wp-content/uploads/2015/06/IT_strategija_IZIS.pdf
28	Operational Plan of the Ministry of Health for Implementation of the Activities from the Action Plan for Implementation of the Council of Europe Convention on Preventing and Combating Violence Against Women and Domestic Violence (Istanbul Convention) 2018-2023 For 2021	0	Ministry of Health	North Macedonia	Action Plan	2018	http://zdravstvo.gov.mk/wp-content/uploads/2022/03/OP-NA-MZ-ZA-SPROVEDUVANE-NA-AKTINOSTITE-OD-AKTSISKIOT-PLAN-ZA-SPROVEDUVANE-NA-Istanbulska-Konventsija-2018-2023-za-2021-godina.pdf
29	Health Strategy of the Republic of Northern Macedonia 2021 - 2030	13	Ministry of Health	North Macedonia	Strategic Report	2021	http://zdravstvo.gov.mk/wp-content/uploads/2021/12/19.11.-SZ-posledna-Konechna-Natsrt-Strategija-MKD.pdf
30	National Strategy for Promotion of Mental Health in the Republic of Macedonia September 2018 - 2025	0	Ministry of Health	North Macedonia	Strategic Report	2018	http://zdravstvo.gov.mk/wp-content/uploads/2020/05/strategija-za-MZ-2018-2025-170718-pf-1.pdf
31	National Strategy for Control of Antimicrobial Resistance and Action Plan 2019-2023	0	Ministry of Health	North Macedonia	Strategic Report	2019	http://zdravstvo.gov.mk/wp-content/uploads/2020/01/Nacionalna-strategija-za-AMR-so-AP-za-e-vlada-30.09.2019-NOV-TEKST.pdf

Annex 7. List of KPIs for the three Western Balkan countries

No.	KPI	Year	Possible KAS Category	Additional KAS Info	Source	Document	Institution	Country
1	Criminal offenses of acts with terrorist intent	2021	Justice	Criminal Justice	Self-calculated	Counter Terrorism Strategy 2021-2025	Ministry of Internal Affairs	Albania
2	Annual GDP performance (real growth in % year-on-year)	2022	National and institutional accounts	National and institutional accounts	Instat	Macroeconomic And Fiscal Framework For The Period 2023 - 2025	Ministry of Finance and Economy	Albania
3	Fiscal contributions	2022	National and institutional accounts	National and institutional accounts	Self-calculated	Macroeconomic And Fiscal Framework For The Period 2023 - 2025	Ministry of Finance and Economy	Albania
4	Labour	2022	Labour market	Labour market	Self-calculated	Macroeconomic And Fiscal Framework For The Period 2023 - 2025	Ministry of Finance and Economy	Albania
5	Incomes	2022	National and institutional accounts	National and institutional accounts	Self-calculated	Macroeconomic And Fiscal Framework For The Period 2023 - 2025	Ministry of Finance and Economy	Albania
6	Expenditures	2022	National and institutional accounts	National and institutional accounts	Self-calculated	Macroeconomic And Fiscal Framework For The Period 2023 - 2025	Ministry of Finance and Economy	Albania
7	Real GDP annual growth	2020	National and institutional accounts	National and institutional accounts	Instat	Economic Reform Programme 2022-2024	Ministry of Finance and Economy	Albania
8	GDP growth contributions from the production and demand side	2020	National and institutional accounts	National and institutional accounts	Instat	Economic Reform Programme 2022-2024	Ministry of Finance and Economy	Albania
9	Real GDP growth, expenditure side	2020	National and institutional accounts	National and institutional accounts	Instat	Economic Reform Programme 2022-2024	Ministry of Finance and Economy	Albania
10	Labour market indicators	2020	Labour market	Labour market	Instat	Economic Reform Programme 2022-2024	Ministry of Finance and Economy	Albania
11	CPI inflation and contributions from main categories	2020	National and institutional accounts	National and institutional accounts	Instat	Economic Reform Programme 2022-2024	Ministry of Finance and Economy	Albania
12	Monetary developments	2020	National and institutional accounts	National and institutional accounts	Bank of Albania	Economic Reform Programme 2022-2024	Ministry of Finance and Economy	Albania
13	Employment and Unemployment rates	2020	Labour market	Labour market	Instat	Economic Reform Programme 2022-2024	Ministry of Finance and Economy	Albania
14	Trade openness, exports, imports	2020	National and institutional accounts	National and institutional accounts	Bank of Albania	Economic Reform Programme 2022-2024	Ministry of Finance and Economy	Albania
15	Breakdown of Albanian Exports using the CMS methodology	2020	National and institutional accounts	National and institutional accounts	Instat, Bank of Albania, UN	Economic Reform Programme 2022-2024	Ministry of Finance and Economy	Albania
16	External debt over exports of goods and services	2020	National and institutional accounts	National and institutional accounts	Bank of Albania	Economic Reform Programme 2022-2024	Ministry of Finance and Economy	Albania
17	Gross External Debt to GDP	2020	National and institutional accounts	National and institutional accounts	Bank of Albania	Economic Reform Programme 2022-2024	Ministry of Finance and Economy	Albania

**MAPPING DATA COLLECTION FOR DEVELOPMENT/
ENHANCED INSTITUTIONAL CAPACITIES FOR DATA USE IN KOSOVO**

18	Projection of international reserves relative to imports of goods and services in months	2020	National and institutional accounts	National and institutional accounts	Bank of Albania	Economic Reform Programme 2022-2024	Ministry of Finance and Economy	Albania
19	Short-term debt	2020	National and institutional accounts	National and institutional accounts	Bank of Albania	Economic Reform Programme 2022-2024	Ministry of Finance and Economy	Albania
20	Assets of the financial system to GDP	2020	National and institutional accounts	National and institutional accounts	Bank of Albania, Instat	Economic Reform Programme 2022-2024	Ministry of Finance and Economy	Albania
21	Domestic Borrowing	2021	National and institutional accounts	National and institutional accounts	Self-calculated	Economic Reform Programme 2022-2024	Ministry of Finance and Economy	Albania
22	External Borrowing	2021	National and institutional accounts	National and institutional accounts	Self-calculated	Economic Reform Programme 2022-2024	Ministry of Finance and Economy	Albania
23	Long-term/short-term government domestic debt & weighted average yield	2021	National and institutional accounts	National and institutional accounts	Self-calculated	Economic Reform Programme 2022-2024	Ministry of Finance and Economy	Albania
24	Number of cases of extradition	2022			Self-calculated	Regional Judicial Cooperation In Criminal Matters: Overview Of Comparative Practice Of Western Balkan Countries	Ministry of Justice	Montenegro
25	Number of extradition requests	2022			Self-calculated	Regional Judicial Cooperation In Criminal Matters: Overview Of Comparative Practice Of Western Balkan Countries	Ministry of Justice	Montenegro
27	Type of legal assistance	2022			Self-calculated	Regional Judicial Cooperation In Criminal Matters: Overview Of Comparative Practice Of Western Balkan Countries	Ministry of Justice	Montenegro
28	Gender equality contact persons	2020			Self-calculated	Evaluation Of Action Plan For Achieving Gender Equality In Montenegro	Ministry of Justice	Montenegro
29	Gender sensitive education and upbringing	2020			Other Central Institution	Evaluation Of Action Plan For Achieving Gender Equality In Montenegro	Ministry of Justice	Montenegro
30	The burden of malignant neoplasms	2020			Other Central Institution	Evaluation Of Action Plan For Achieving Gender Equality In Montenegro	Ministry of Justice	Montenegro
31	Workload of selected doctors in regard to the number of examinations in primary healthcare in Montenegro	2020			Other Central Institution	Evaluation Of Action Plan For Achieving Gender Equality In Montenegro	Ministry of Justice	Montenegro

32	Violence against women cases	2020			Other Central Institution	Evaluation Of Action Plan For Achieving Gender Equality In Montenegro	Ministry of Justice	Montenegro
33	The position of women journalists in the Montenegrin media	2020			Other Sources	Evaluation Of Action Plan For Achieving Gender Equality In Montenegro	Ministry of Justice	Montenegro
34	Gender imbalance in decision-making positions in Montenegrin sports	2020			Other Sources	Evaluation Of Action Plan For Achieving Gender Equality In Montenegro	Ministry of Justice	Montenegro
35	Women in the Parliament of Montenegro 2006	2016-2020			Other Central Institution	Evaluation Of Action Plan For Achieving Gender Equality In Montenegro	Ministry of Justice	Montenegro
37	Employees in public health institutions in Montenegro	2013			Self-calculated	Master Plan Of The Development Of Health System In Montenegro 2015-2020	Ministry of Health	Montenegro
38	Employees of the health system of Montenegro	2013			Self-calculated	Master Plan Of The Development Of Health System In Montenegro 2015-2020	Ministry of Health	Montenegro
39	Number of examinations in primary health care in Montenegro	2013			Self-calculated	Master Plan Of The Development Of Health System In Montenegro 2015-2020	Ministry of Health	Montenegro
40	Number of examinations by selected doctor, number of examinations by the insured and number of the insured by selected doctor	2013			Self-calculated	Master Plan Of The Development Of Health System In Montenegro 2015-2020	Ministry of Health	Montenegro
41	Number of discharged patients	2013			Self-calculated	Master Plan Of The Development Of Health System In Montenegro 2015-2020	Ministry of Health	Montenegro
42	Average length of treatment	2013			Self-calculated	Master Plan Of The Development Of Health System In Montenegro 2015-2020	Ministry of Health	Montenegro
43	Indicators of work of stationary health institutions	2013			Self-calculated	Master Plan Of The Development Of Health System In Montenegro 2015-2020	Ministry of Health	Montenegro
44	Montenegro 1990-2018: Industrial production index and real GDP growth rate	2019			UNSTAT	Industrial Policy 2019-2023	Ministry of Economic Development and Tourism	Montenegro
45	Share of industrial production in GDP in the period from 2010-2018	2018			MONSTAT	Industrial Policy 2019-2023	Ministry of Economic Development and Tourism	Montenegro

46	Gross Value Added in manufacturing industry per capita 2010-2018 €, constant prices	2019			MONSTAT	Industrial Policy 2019-2023	Ministry of Economic Development and Tourism	Montenegro
47	Industrial production index in Montenegro for the period 2011-2018 (average annual rates)	2019			MONSTAT	Industrial Policy 2019-2023	Ministry of Economic Development and Tourism	Montenegro
48	GVA structure 2006-2018 and projection to 2021	2019			MONSTAT	Industrial Policy 2019-2023	Ministry of Economic Development and Tourism	Montenegro
49	Employment in industry 2006-2018	2019			MONSTAT	Industrial Policy 2019-2023	Ministry of Economic Development and Tourism	Montenegro
50	Investments in fixed capital in industrial sector 2010-2018	2019			MONSTAT	Industrial Policy 2019-2023	Ministry of Economic Development and Tourism	Montenegro
51	Commodity export structure 2010-2018	2019			MONSTAT	Industrial Policy 2019-2023	Ministry of Economic Development and Tourism	Montenegro
52	Gross value added industries (sectors B, C, D, E19, constant prices)	2019			MONSTAT	Industrial Policy 2019-2023	Ministry of Economic Development and Tourism	Montenegro
53	Industry share in gross value added industry (sectors B, C, D, E, constant prices, %)	2019			MONSTAT	Industrial Policy 2019-2023	Ministry of Economic Development and Tourism	Montenegro
54	Industrial production index, IPI (B, C, D)	2019			MONSTAT	Industrial Policy 2019-2023	Ministry of Economic Development and Tourism	Montenegro
55	Gross value of production (sectors B, C, D, E, current prices, 000 €)	2019			MONSTAT	Industrial Policy 2019-2023	Ministry of Economic Development and Tourism	Montenegro
56	Number of employees in industry (B,C,D,E)	2019			MONSTAT	Industrial Policy 2019-2023	Ministry of Economic Development and Tourism	Montenegro
57	Number of employees in industry in comparison to the total number of employees, %	2019			MONSTAT	Industrial Policy 2019-2023	Ministry of Economic Development and Tourism	Montenegro
58	Productivity of work in industry (in €)	2019			MONSTAT	Industrial Policy 2019-2023	Ministry of Economic Development and Tourism	Montenegro
59	Share of industry in total commodities export	2019			MONSTAT	Industrial Policy 2019-2023	Ministry of Economic Development and Tourism	Montenegro

60	Global competitiveness index, GCI, ranking	2019			World Economic Forum	Industrial Policy 2019-2023	Ministry of Economic Development and Tourism	Montenegro
61	Business environment	2019			World Bank Doing Business	Industrial Policy 2019-2023	Ministry of Economic Development and Tourism	Montenegro
62	Global Entrepreneurship Index	2019			Entrepreneurship & Development Institute	Industrial Policy 2019-2023	Ministry of Economic Development and Tourism	Montenegro
63	Global Innovation Index	2019			GII	Industrial Policy 2019-2023	Ministry of Economic Development and Tourism	Montenegro
64	Global Enabling Trade Index	2019			World Economic Forum	Industrial Policy 2019-2023	Ministry of Economic Development and Tourism	Montenegro
65	Quality of services of trade logistics	2019			World Bank Trade Logistics	Industrial Policy 2019-2023	Ministry of Economic Development and Tourism	Montenegro
66	IESE26 Venture Capital & Private Equity Country Attractiveness Index	2019			VCPE	Industrial Policy 2019-2023	Ministry of Economic Development and Tourism	Montenegro
67	Postal Services Revenue Trends by Countries (and Kosovo) for the Period 2012-2016	2016			Other Central Institution	Strategy For The Development Of Postal Activity 2019-2023	Ministry of Economic Development and Tourism	Montenegro
68	Number of Letter-Post Items in Internal Postal Traffic	2019			Other Central Institution	Strategy For The Development Of Postal Activity 2019-2023	Ministry of Economic Development and Tourism	Montenegro
69	Trend in Volume of Letter-Post Items in Internal Traffic	2019			Other Central Institution	Strategy For The Development Of Postal Activity 2019-2023	Ministry of Economic Development and Tourism	Montenegro
70	Standard Letter Prices of the US Provider in the Period from 2012 to 2016	2019			Other Central Institution	Strategy For The Development Of Postal Activity 2019-2023	Ministry of Economic Development and Tourism	Montenegro
71	Standard Letter Prices of the US Provider in 2012 and 2016	2019			Other Central Institution	Strategy For The Development Of Postal Activity 2019-2023	Ministry of Economic Development and Tourism	Montenegro
72	Share of Postal Services Provided in Montenegro in the Period 2013-2016	2019			Other Central Institution	Strategy For The Development Of Postal Activity 2019-2023	Ministry of Economic Development and Tourism	Montenegro
73	Growth Trend of Postal Services in Montenegro in the Period 2013-2016	2019			Other Central Institution	Strategy For The Development Of Postal Activity 2019-2023	Ministry of Economic Development and Tourism	Montenegro

74	Revenue Generated from Postal Services in Montenegro in the Period 2013-2016	2019			Other Central Institution	Strategy For The Development Of Postal Activity 2019-2023	Ministry of Economic Development and Tourism	Montenegro
75	Growth Trend of Revenue from Postal Services in Montenegro in the Period 2013-2016	2019			Other Central Institution	Strategy For The Development Of Postal Activity 2019-2023	Ministry of Economic Development and Tourism	Montenegro
76	Trends in Revenue Generated by the Post Office in the Period 2013-2017	2019			Other Central Institution	Strategy For The Development Of Postal Activity 2019-2023	Ministry of Economic Development and Tourism	Montenegro
77	Growth Trend of Postal Services Provided by the Post Office in the period 2013-2017	2019			Other Central Institution	Strategy For The Development Of Postal Activity 2019-2023	Ministry of Economic Development and Tourism	Montenegro
78	Share of Postal Services Provided by the Post Office in the Period 2013-2017	2019			Other Central Institution	Strategy For The Development Of Postal Activity 2019-2023	Ministry of Economic Development and Tourism	Montenegro
79	Trends in Postal Services Provided by the Post Office in the Period 2013-2017	2019			Other Central Institution	Strategy For The Development Of Postal Activity 2019-2023	Ministry of Economic Development and Tourism	Montenegro
80	Number of Postal Services Provided by the Post Office in the Period 2013-2017	2019			Other Central Institution	Strategy For The Development Of Postal Activity 2019-2023	Ministry of Economic Development and Tourism	Montenegro
81	Trends in Volume of Letter-Post Items in the Period 2013-2017	2019			Other Central Institution	Strategy For The Development Of Postal Activity 2019-2023	Ministry of Economic Development and Tourism	Montenegro
82	Trends in Number of Employees in the Period 2013-2016	2019			Other Central Institution	Strategy For The Development Of Postal Activity 2019-2023	Ministry of Economic Development and Tourism	Montenegro
83	Gender structure for primary legal aid provided in Regional Departments	2021			Self-calculated	Annual Report On The Implementation Of The Law On Free Legal Aid	Ministry of Justice	North Macedonia
84	Ethnic structure of persons who received primary legal aid in 2021 in Regional Departments	2021			Self-calculated	Annual Report On The Implementation Of The Law On Free Legal Aid	Ministry of Justice	North Macedonia
85	Gender structure for primary legal aid provided by authorized associations	2021			Self-calculated	Annual Report On The Implementation Of The Law On Free Legal Aid	Ministry of Justice	North Macedonia

86	Gender structure for primary legal aid provided in Legal Clinics	2021			Self-calculated	Annual Report On The Implementation Of The Law On Free Legal Aid	Ministry of Justice	North Macedonia
87	Secondary legal aid (total number)	2021			Self-calculated	Annual Report On The Implementation Of The Law On Free Legal Aid	Ministry of Justice	North Macedonia
88	Basic macroeconomic indicators	2022			State Statistical Office, National Bank, Self-calculated	Macroeconomic Indicators	Ministry of Finance	North Macedonia
89	Real sector	2022			State Statistical Office, National Bank, Self-calculated	Macroeconomic Indicators	Ministry of Finance	North Macedonia
90	Gross domestic product	2022			State Statistical Office, National Bank, Self-calculated	Macroeconomic Indicators	Ministry of Finance	North Macedonia
91	Real growth rate (in %)	2022			State Statistical Office, National Bank, Self-calculated	Macroeconomic Indicators	Ministry of Finance	North Macedonia
92	Gross Domestic Product per capita	2022			State Statistical Office, National Bank, Self-calculated	Macroeconomic Indicators	Ministry of Finance	North Macedonia
93	Gross investment (in % of GDP)	2022			State Statistical Office, National Bank, Self-calculated	Macroeconomic Indicators	Ministry of Finance	North Macedonia
94	Inflation (average, in %)	2022			State Statistical Office, National Bank, Self-calculated	Macroeconomic Indicators	Ministry of Finance	North Macedonia
95	External sector	2022			State Statistical Office, National Bank, Self-calculated	Macroeconomic Indicators	Ministry of Finance	North Macedonia
96	Export of goods - f	2022			State Statistical Office, National Bank, Self-calculated	Macroeconomic Indicators	Ministry of Finance	North Macedonia
97	Import of goods - c	2022			State Statistical Office, National Bank, Self-calculated	Macroeconomic Indicators	Ministry of Finance	North Macedonia

**MAPPING DATA COLLECTION FOR DEVELOPMENT/
ENHANCED INSTITUTIONAL CAPACITIES FOR DATA USE IN KOSOVO**

98	Trade balance	2022			State Statistical Office, National Bank, Self-calculated	Macroeconomic Indicators	Ministry of Finance	North Macedonia
99	Current account balance	2022			State Statistical Office, National Bank, Self-calculated	Macroeconomic Indicators	Ministry of Finance	North Macedonia
100	Foreign direct investment	2022			State Statistical Office, National Bank, Self-calculated	Macroeconomic Indicators	Ministry of Finance	North Macedonia
101	Foreign exchange reserves	2022			State Statistical Office, National Bank, Self-calculated	Macroeconomic Indicators	Ministry of Finance	North Macedonia
102	Trade balance	2022			State Statistical Office, National Bank, Self-calculated	Macroeconomic Indicators	Ministry of Finance	North Macedonia
103	Current account balance	2022			State Statistical Office, National Bank, Self-calculated	Macroeconomic Indicators	Ministry of Finance	North Macedonia
104	Foreign direct investment	2022			State Statistical Office, National Bank, Self-calculated	Macroeconomic Indicators	Ministry of Finance	North Macedonia
105	Growth of exports of goods - (in %)	2022			State Statistical Office, National Bank, Self-calculated	Macroeconomic Indicators	Ministry of Finance	North Macedonia
106	Growth of import of goods - (in %)	2022			State Statistical Office, National Bank, Self-calculated	Macroeconomic Indicators	Ministry of Finance	North Macedonia
107	Exchange rate denar / euro	2022			State Statistical Office, National Bank, Self-calculated	Macroeconomic Indicators	Ministry of Finance	North Macedonia
108	Exchange rate denar / dollar	2022			State Statistical Office, National Bank, Self-calculated	Macroeconomic Indicators	Ministry of Finance	North Macedonia
109	Fiscal sector (Budget of RSM)	2022			State Statistical Office, National Bank, Self-calculated	Macroeconomic Indicators	Ministry of Finance	North Macedonia

110	Total revenue	2022			State Statistical Office, National Bank, Self-calculated	Macroeconomic Indicators	Ministry of Finance	North Macedonia
111	Total expenses	2022			State Statistical Office, National Bank, Self-calculated	Macroeconomic Indicators	Ministry of Finance	North Macedonia
112	Budget balance	2022			State Statistical Office, National Bank, Self-calculated	Macroeconomic Indicators	Ministry of Finance	North Macedonia
113	Total revenue	2022			State Statistical Office, National Bank, Self-calculated	Macroeconomic Indicators	Ministry of Finance	North Macedonia
114	Total expenses	2022			State Statistical Office, National Bank, Self-calculated	Macroeconomic Indicators	Ministry of Finance	North Macedonia
115	Budget balance	2022			State Statistical Office, National Bank, Self-calculated	Macroeconomic Indicators	Ministry of Finance	North Macedonia
116	Total revenue	2022			State Statistical Office, National Bank, Self-calculated	Macroeconomic Indicators	Ministry of Finance	North Macedonia
117	Total expenses	2022			State Statistical Office, National Bank, Self-calculated	Macroeconomic Indicators	Ministry of Finance	North Macedonia
118	Budget balance	2022			State Statistical Office, National Bank, Self-calculated	Macroeconomic Indicators	Ministry of Finance	North Macedonia
119	Social sector	2022			State Statistical Office, National Bank, Self-calculated	Macroeconomic Indicators	Ministry of Finance	North Macedonia
120	Net wage	2022			State Statistical Office, National Bank, Self-calculated	Macroeconomic Indicators	Ministry of Finance	North Macedonia
121	Nominal growth (average, in %)	2022			State Statistical Office, National Bank, Self-calculated	Macroeconomic Indicators	Ministry of Finance	North Macedonia

122	Real increase (average, in %)	2022			State Statistical Office, National Bank, Self-calculated	Macroeconomic Indicators	Ministry of Finance	North Macedonia
123	Gross salary	2022			State Statistical Office, National Bank, Self-calculated	Macroeconomic Indicators	Ministry of Finance	North Macedonia
124	Nominal growth (average, in %)	2022			State Statistical Office, National Bank, Self-calculated	Macroeconomic Indicators	Ministry of Finance	North Macedonia
125	Real increase (average, in %)	2022			State Statistical Office, National Bank, Self-calculated	Macroeconomic Indicators	Ministry of Finance	North Macedonia
126	Unemployment rate (average)	2022			State Statistical Office, National Bank, Self-calculated	Macroeconomic Indicators	Ministry of Finance	North Macedonia
127	Employment rate (average)	2022			State Statistical Office, National Bank, Self-calculated	Macroeconomic Indicators	Ministry of Finance	North Macedonia
128	Population by main age groups 2020 - 2040	2019			United Nations World Population Prospects	Health Strategy of the Republic of North Macedonia 2021 - 2030	Ministry of Health	North Macedonia
129	Adult-related expenditure profiles in health care delivery services (costs per capita by age groups) as % of GDP per capita 2016	2016			European Commission	Health Strategy of the Republic of North Macedonia 2021 - 2030	Ministry of Health	North Macedonia
130	The top ten causes of death by rate and change 2007	2017			Other Central Institution	Health Strategy of the Republic of North Macedonia 2021 - 2030	Ministry of Health	North Macedonia
132	Data on the impact of the Covid-19 pandemic	2020			Other Central Institution	Health Strategy of the Republic of North Macedonia 2021 - 2030	Ministry of Health	North Macedonia
134	Neonatal Mortality Rate (SNS) Trends	2019			Other Central Institution	Health Strategy of the Republic of North Macedonia 2021 - 2030	Ministry of Health	North Macedonia
135	Infant Mortality Rate (SDS) Trends 1980-2019	2019			UNICEF	Health Strategy of the Republic of North Macedonia 2021 - 2030	Ministry of Health	North Macedonia
136	Births in the Republic of North Macedonia 2000 - 2019	2019			State Statistical Office	Health Strategy of the Republic of North Macedonia 2021 - 2030	Ministry of Health	North Macedonia

137	Health expenditures per capita (2017 or most recent year)	2017			OECD	Health Strategy of the Republic of North Macedonia 2021 - 2030	Ministry of Health	North Macedonia
138	Health spending in the Republic of North Macedonia	2019			World Bank	Health Strategy of the Republic of North Macedonia 2021 - 2030	Ministry of Health	North Macedonia
139	Public health expenditures as a proportion of GDP	2019			World Bank	Health Strategy of the Republic of North Macedonia 2021 - 2030	Ministry of Health	North Macedonia
140	The key performance indicators of the main providers of the hospital health care service in 2018	2018			Other Central Institution	Health Strategy of the Republic of North Macedonia 2021 - 2030	Ministry of Health	North Macedonia
141	Labour Force Movement 2010 and 2018	2018			Other Central Institution	Health Strategy of the Republic of North Macedonia 2021 - 2030	Ministry of Health	North Macedonia
142	Workforce in public health hospitals in 2018	2018			Other Central Institution	Health Strategy of the Republic of North Macedonia 2021 - 2030	Ministry of Health	North Macedonia

