



*Empowered lives.
Resilient nations.*

Buying for a better world

Delivering on the SDGs
Annual Report 2017



Overview:

PROCUREMENT AT A GLANCE	p.4
Where did we buy in 2017	p.6
FOCUS AREAS	p. 9
Sustainable energy	p.10
Democratic Governance	p.12
Good health and wellbeing	p.16
KEY PROCUREMENT TOOLS	p.19
Responsible Sourcing	p.20
Innovative Procurement	p.22
Preventing unethical practices	p.24
Professionalizing procurement	p.25
ANNEX I: Procurement by category	p.26
ANNEX II: Procurement by country	p.30
ANNEX III: Procurement by region	p.33

Procurement at a glance

In 2017, UNDP procurement activities totaled over **\$2.1 billion**.

This represented a considerable **increase of 25%** with respect to previous year's procurement volume. Additionally, the agency provided assistance in national implementation projects that accounted for a supplementary amount of **\$1.2 billion**.

Top goods procured:

In 2017, \$720 million were allocated to the procurement of goods, which represents 34.05% of the annual procurement volume.

Construction supplies:

\$64.8M

Batteries and generators:

\$43.8M

Medical Supplies: >\$334M

\$114.9 in hormones and hormone antagonists

..

\$106.7 in amebicides and trichomonacides and antiprotozoals

..

\$106.7 in laboratory equipment

Equipment for agriculture and forestry:

\$35.5M

Top services procured:

In terms of procurement of services, UNDP allocated more than \$1.3 billion, representing 65.95% of the 2017 procurement amount.

**Building
maintenance and
construction:**

\$218 million

**Professional
services:
engineers,
economists, etc.:**

\$556 million

**Community
and social
services:**

\$55.4M

**Environmental
management:**

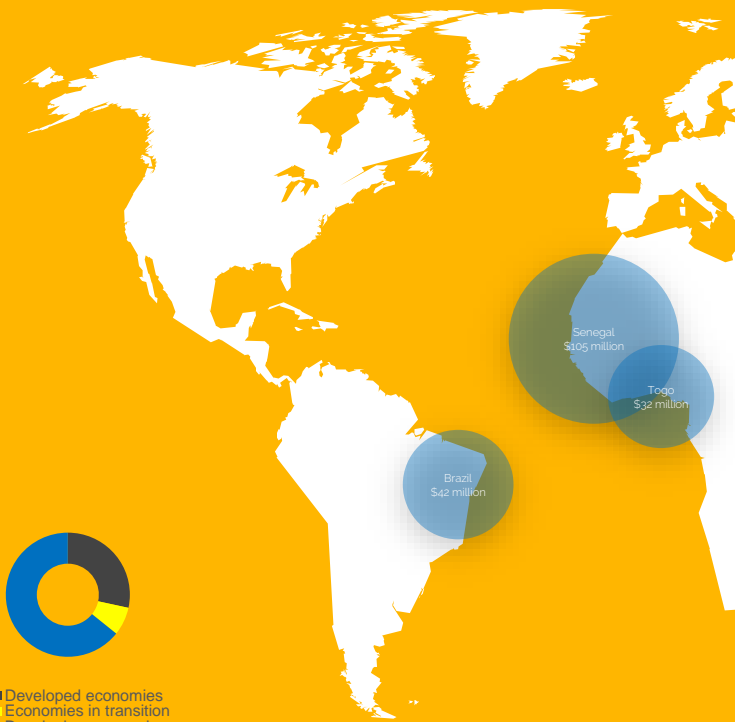
\$81.7M

**Capacity
development:**

\$71.1M

Where did we buy in 2017?

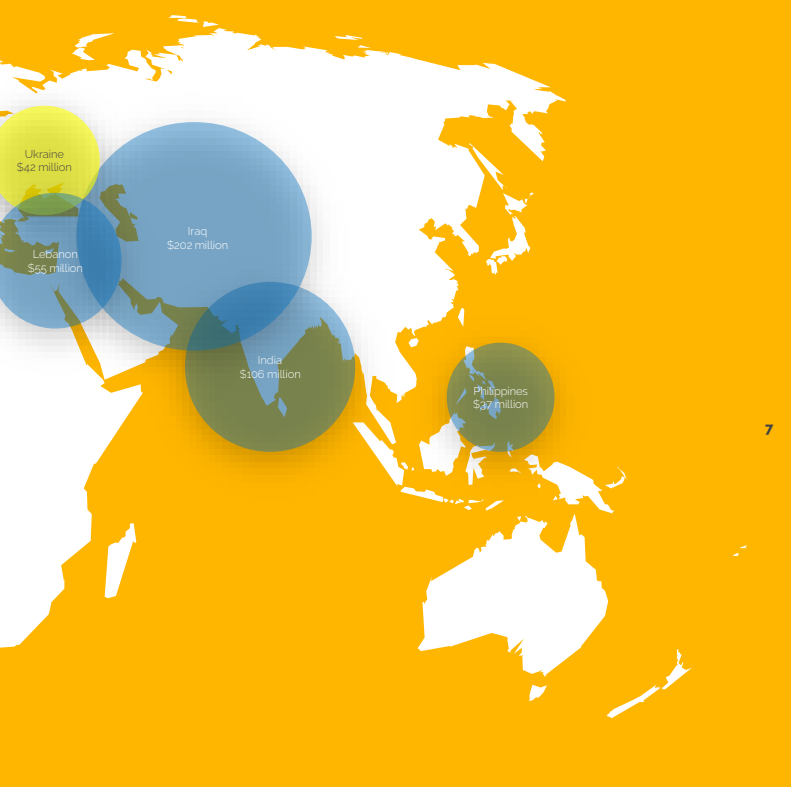
UNDP supports local and emerging businesses. In 2017, **purchases** valued at 1.51 billion **were from** suppliers in **developing countries** and **economies in transition**.



■ Developed economies
■ Economies in transition
■ Developing economies

71% of

**purchases came from
developing and transition
economies**





Focus areas

This is a critical time for the world. At UNDP, we see this period as a huge opportunity to advance the global sustainable development agenda.

In September 2015, world leaders adopted the [2030 Agenda for Sustainable Development](#) to end poverty, protect the planet and ensure that all people enjoy peace and prosperity. UNDP is working to strengthen new frameworks for development, disaster risk reduction and climate change.



Sustainable energy

We helped

110

countries access
about

\$2 billions

in grants for
energy projects

Unsustainable patterns of energy production and consumption threaten not only human health and quality of life, but also deeply affect ecosystems and contribute to climate change. Sustainable energy, however, not only tackles these challenges head on, but is also an engine for poverty reduction, social progress, equity, enhanced resilience, economic growth, and environmental sustainability.

UNDP has embarked on a number of procurement projects to increase our knowledge, services and provision range within energy and environment. The agency has recently expanded its portfolio with the creation of Renewable Energy Long Term Agreements (LTAs), which now include larger renewable energy appliances such as **Hybrid Generators and Solar Street Lights**, as well as **Turnkey Solar PV Systems**. Furthermore, UNDP is developing several LTAs for **Climate-related Early Warning Systems and Services**.

For the correct implementation, the agency also purchased in 2017:

- Goods and services for Emergency Livelihoods through Community Infrastructure, Debris/Solid Waste Management, Emergency Employment, and Enterprise Recovery, including immediate response to crises and emergencies;
- Specialized goods such as vehicles & armoured vehicles, containerized building solutions, hydrological/meteorological equipment etc.
- Experts specialized in areas such as strategic advisory services, operational procurement or capacity building.



Solar panels installed at Abu Sleem hospital in Tripoli

Ongoing project: *Solar Health*

Health facilities need power. Clinics, maternity wards, operating rooms, medical warehouses, and laboratories rely on electricity to power the lights, refrigerate vaccines, and operate life-saving medical devices. The inability to carry out these basic functions puts lives at risk. Yet all too often, particularly in remote areas, health facilities face significant power shortages.

UNDP's Solar for Health initiative supports governments to increase access to quality health services through the installation of solar energy photo-voltaic systems (PV),

ensuring constant and cost-effective access to electricity, while also mitigating the impact of climate change and advancing multiple Sustainable Development Goals.

In **Libya, the continued conflict** is literally leaving people in the dark. Basic services continue to deteriorate, including the electricity supply, with blackouts lasting up to 48 hours.

We don't hear much about Libyan energy sources outside of oil and gas, but there is strong potential for solar power in Libya, particularly in the hot, southern deserts. Today, **nine hospitals** across Libya have solar panels, giving half a million people access to uninterrupted health services.

Democratic Governance



UNDP supports countries to bring constitutional reforms, organize credible elections and strengthen parliaments, while ensuring constructive engagement of civil society.

Supporting electoral assistance is one of UNDP's main instruments for that purpose and supposes an important area in terms of procurement. For everything from early involvement in the planning stages, to providing materials such as **indelible ink, ballot boxes and voting booths**, to the environmentally-friendly disposal of items from earlier elections (batteries, cartridges). UNDP procured over \$33 million in materials to support elections in different parts of the world.

In 2017, the agency also supported a range of technology-focused procurement processes, including **biometric registration kits** for Zimbabwe and Malawi, smart-cards, and data center equipment for Tunisia and Sierra Leone.

We helped

170

million new
voters to
register

In which electoral processes was UNDP present?



Procurement figures **by country**

Country	USD millions
Malawi	23.58
Kyrgyzstan	4.56
Sierra Leone	1.90
Mozambique	1.35
Nepal	0.83
Madagascar	0.38
East Timor	0.13
Solomon Isl.	0.07
Myanmar	0.07
Niger	0.05
Liberia	0.04
Comoros	0.03
Armenia	0.01
Fiji	0.01

Key articles to run these election processes

13

- VR Kits Digital Biometric 6.31M
- Electoral Materials 2.15M
- IT Equipment 5.07M
- Printing Machines 0.97M
- Plastic Cards 16.47M

Ongoing Project: Malawi Electoral Cycle Support

The Malawi Electoral Cycle Support (MECS) Project gives assistance to the Malawi Electoral Commission and other stakeholders such as the media, civil society institutions and political parties in supporting the organization of the general elections due to take place in May 2019. The programme also aims to complement and provide additional value to other work ongoing in the electoral environment to allow for a credible, free and fair election. With several possible electoral reforms being discussed in Parliament, the project will aim to provide for an enabling environment for the harmonization of these reforms and the electoral process through support towards material reviews and wide dissemination of any relevant publications. Implementation of the MECS project started end of September 2017 and it is a basket fund pooling resources from various development partners, managed by UNDP. The primary goal of the Project is to assist in Malawi's consensual development of procedural certainty among key electoral stakeholders. This goal arises against the backdrop of a unique opportunity for transformation that has arisen from electoral and political reform processes.



Good health and wellbeing

UNDP works in partnership with governments, civil society, the private sector and other UN organizations to support countries for the achievement of universal health coverage, including access to safe and affordable medicines, diagnostic and vaccines. 400 million people around the world still lack access to essential health services. Universal access to quality health services is critical to tackling major diseases such as HIV, tuberculosis, malaria and cancer.

UNDP works closely with networks of key populations to advance non-discriminatory access to HIV treatments and other services and make sure no-one is left behind. Through our programmes we support countries to improve policies and programmes on human rights, gender and key populations for better health and development outcomes.

2 million people
currently on HIV
treatment

65 million
cases of malaria treated

53 million bed
nets distributed to
protect families from
malaria

750,000 pregnant
women received
antiretrovirals to prevent
mother to child
transmission of HIV

870,000 cases of
TB successfully treated



Ongoing Project: Procurement Support Service to Ministry of Health

The challenges faced by the Ministry of Health's public procurement and supply programmes resulted in a gap of available medicines in the country during the 2013-2015 period. As a consequence, the Ministry of Health addressed international organizations, including UNDP, requesting support to procure medicines. Since 2015 UNDP office in Ukraine has procured a

range of medicines and related medical products for the state budget funds, as an emergency measure. The programme builds the capacity of government officials to support a transparent and cost-effective procurement system. The project is fully aligned with the national priorities for the reform of the Ukrainian healthcare system. It contributes to achieve the nationally defined Sustainable Development Goals, in particular Goal 3 "Good Health and Well-Being" and Goal 16 "Peace, Justice and Strong Institutions". The overall project objective is to increase efficiency, transparency, accountability and sustainability in the public procurement of medicines and medical products in the healthcare sector in Ukraine, thus improving access to diagnostics and treatment.



Key Procurement Tools

UNDP is committed to ensuring transparent purchasing processes that guarantee the best value for money. This is achieved through targeted training, direct assistance, and tools and systems to facilitate the procurement process. Through innovative supply chain management, professionals in Headquarters and country offices work together to keep pace with the significant growth in volume and complexity of procurement at UNDP.

Responsible sourcing

Sustainable procurement means making sure that the products and services we buy are as sustainable as possible, with the lowest environmental impact and most positive social results.

Green, responsible and inclusive

UNDP's commitment to sustainable procurement principles has been reflected in a green, responsible and inclusive approach to the procurement process. **UNDP has incorporated sustainability, the social costs of carbon emission, women's empowerment and South-South Cooperation as criteria in key purchasing decisions, shifting from a narrow focus on "price" to a calculation based on the "total cost of ownership throughout the life cycle of products and services."**

Clean supply chains:

UNDP cannot inadvertently compromise its own mission and credibility by allowing supply chain abuse by its own subcontractors. Child exploitation, disempowerment, abuse, and forced labor cannot go undetected and

unmitigated within the UNDP supply chain. Inaction is complicity.

In 2014, the Global Slavery Index (GSI) estimated that in 2016 there were 45.8 Million people in slavery worldwide, against 35.8 Million slaves in 2014. While research and media has focused mostly on people trafficking and sexual exploitation, the International Labor Organization (ILO) estimates that most slaves, around 78%, are working in forced labor, conducting simple non-technological work, like agriculture, mining, textile manufacturing, leather work, which feeds into the global supply chains which take advantage of the low cost outputs. Furthermore, it is estimated that from this number, 6 million children are trafficked for forced labor.

As the UN is leading the call for more transparency in business supply chains, and in support of the pillar for improving organizational effectiveness under the UNDP strategic plan, **UNDP is initiating a responsible sourcing strategy for the global procurement function within UNDP, with a particular focus on anti-slavery due diligence.**

Sustainable Purchasing Leadership Council, a non-profit organization whose mission is to support and recognize purchasing leadership that accelerates the transition to a prosperous and sustainable future, has recently awarded UNDP a certificate that remarks agency's commitment with sustainable procurement practices. Concretely, UNDP procurement strategy has been **recognized by the organization as an outstanding case of procurement** policy, leveraging their purchasing power to advance the long-term health and vitality of society, economies, and the planet.



Innovative procurement

Sometimes traditional solicitation process may not be the best method for solving a development problem or social issue. When there is a clear objective that needs to be achieved, but the manner in which it can be achieved is not known to UNDP, or an easily accessible solution cannot be sourced through traditional commercial channels, innovation takes a relevant place in the procurement process.

A successful example of this is the adopted **innovation challenge** initiative. This relatively new tool could be defined as prized challenges that Country Offices organize to solicit innovative ideas and solutions to address development challenges which, as explained before, cannot be achieved through traditional solicitation processes.

Throughout 2017, 82 Innovation Challenges have been launched. Dealing with the main focus of agency, innovation challenges offer the opportunity to identify more effective solutions that add value for the people affected by development challenges.

82

**innovation
challenges
launched in
2017**



Ongoing Project: Pakistan's 1st SDG 16 Innovation Challenge

The United Nations Development Programme (UNDP), the Government of Pakistan- through the Young Peace and Development Corps (YPDC) and the Accountability Lab Pakistan today launched the country's first Sustainable Development Goal (SDGs) 16 Innovation Challenge. The Innovation Challenge is a month-long competition through which young Pakistanis can submit creative ideas related to issues of peace, justice, and accountability. Twenty finalists will be selected from around the country for a two-day workshop in Islamabad to develop and pitch their ideas, after which winners will be supported by UNDP and the Accountability Lab Pakistan.



Preventing unethical practices

UNDP requires its Vendors to comply with the highest ethical standards, and report to UNDP all suspected acts of fraud and corruption. With the objective of preventing and combating fraud and corruption in the pursuit of its mandate in 2012 UNDP decided to create the Vendor Review Committee.

The Vendor Review Committee (VRC) is a technical advisory body, tasked with considering allegations made against UNDP vendors. The VRC may issue Notices of Administrative Action when it determines that the Office of Audit and Investigations (OAI) has provided information that indicates that one or more vendors have engaged in proscribed practices. The VRC gives the vendor a reasonable period to respond to these allegations and their supporting documentation, and present explanations and documentation of its own. Sanctions proceedings, which are regulated by the UNDP Vendor Sanctions Policy may result in a vendor being censured or debarred for up to 7 years, depending on the level and severity of the allegations.

Since its implementation six years ago, 55 cases has been analyzed by the Vendor Review Committee. Only in 2017, 25 vendors has been thoroughly investigated for a possible engagement in proscribed practices in UNDP Procurement Actions.

The list of sanctioned companies, the period they will be sanctioned and the grounds are public and available at undp.org.

25

**cases
analyzed in
2017**

Professionalizing procurement

The United Nations Development Programme offers specialized procurement training and certification to staff from the UN system, non-governmental organisations, international development financing institutions and their borrowers, and governments. UNDP procurement certification courses are accredited by the Chartered Institute of Purchasing and Supply (CIPS) assuring compliance with high international qualification standards

as well as offering participants access to a world-wide community of procurement professionals. Government partners, in particular, can benefit from applying industry standard assessments and capacity building efforts. The closer integration of procurement and programme also establishes procurement capacity building of national counterparts as an integral feature of good governance projects.



Annex I

Chart: Procurement by category, 2017

Procurement category	USD
Business administration services	290,107,760.43
Professional engineering services	266,200,116.89
Building and facility maintenance and repair services	175,188,615.05
Hormones and hormone antagonists	114,904,825.04
Antibiotics and trichomonads and antiprotozoals	106,707,497.24
Real estate services	81,690,624.60
Vocational training	71,362,679.72
Motor vehicles	64,814,791.92
Computer services	55,404,573.28
Batteries and generators and kinetic power transmission	43,847,863.39
Passenger transport	42,879,616.65
Hotels and lodging and meeting facilities	41,782,291.16
Nonresidential building construction services	40,443,311.48
Computer Equipment and Accessories	35,494,837.71
Laboratory and scientific equipment	34,925,009.22
Structures and Building and Construction and Manufacturing Components and Supplies	34,839,843.85
Patient care and treatment products and supplies	34,511,516.95
Travel facilitation	28,080,911.79
Mobile medical services products	22,277,508.62
Community and social services	20,365,033.00
Utilities	20,355,137.00
Environmental management	20,064,525.25
Medical facility products	19,764,339.95
Transport services	18,643,268.18
Security and personal safety	16,960,464.89
Agricultural and forestry and landscape machinery and equipment	16,851,623.47
Reproduction services	16,266,414.71
Mail and cargo transport	15,812,392.89
Camping and outdoor equipment and accessories	15,592,877.09
Containers and storage ?	15,031,748.47
Human resources services	12,824,357.80
Photographic or filming or video equipment	11,781,342.95
Statistics	11,192,863.01
Accommodation furniture	10,548,745.84
Data Voice or Multimedia Network Equipment or Platforms and Accessories	10,452,247.71
Information services	10,099,231.48
Accounting and bookkeeping services	9,555,113.69
Cleaning and janitorial supplies	8,675,294.76
Institutional food services equipment	8,648,909.52
Manufacturing support services	8,587,332.10
Comprehensive health services	8,455,854.51
Graphic design	7,872,800.41
Telecommunications media services	7,271,372.89
Manufacturing technologies	6,879,882.22
Lighting Fixtures and Accessories	6,542,731.52
Management advisory services	5,949,099.42
Water resources development and oversight	5,905,024.04
Containers and storage	5,558,702.99
Electrical equipment and components and supplies	5,402,171.18
Humanitarian aid and relief	5,162,955.62
Hand tools	5,138,109.94
Elements and gases	5,029,355.13
Exterior finishing materials	4,908,569.10
Public administration and finance services	4,886,207.08
Software	4,805,284.51
Medical practice	4,642,102.26
Transportation repair or maintenance services	4,492,069.69
Information Technology Service Delivery	4,447,244.84
Advertising	4,240,216.52

Procurement category	USD
Fuels	3,996,546.35
Restaurants and catering	3,696,275.47
Economics	3,605,060.41
Civic organizations and associations and movements	3,571,371.18
Printed media	3,390,011.38
Specialized trade construction and maintenance services	3,214,158.97
Heating and ventilation and air circulation	3,209,761.95
Writing and translations	3,122,278.64
Marketing and distribution	3,113,730.19
Insurance and retirement services	2,990,398.17
Collectibles and awards	2,963,751.87
Trade policy and regulation	2,929,065.05
Office machines and their supplies and accessories	2,831,099.78
Residential building construction services	2,762,444.82
Consumer electronics	2,701,261.19
Printing and publishing equipment	2,532,047.79
Communications Devices and Accessories	2,368,341.37
Paper products	2,323,797.79
Clothing	2,290,757.93
Earth science services	2,275,210.96
Industrial pumps and compressors	2,223,042.74
Disease prevention and control	2,195,468.34
Water and wastewater treatment supply and disposal	2,154,101.04
Security surveillance and detection	2,097,868.84
Death and dying support services	1,890,403.57
Raw materials processing machinery	1,753,743.19
Audio and visual presentation and composing equipment	1,737,021.82
Environmental protection	1,640,021.75
Marine transport	1,544,019.92
Heavy construction machinery and equipment	1,533,577.85
Live Animals	1,530,507.76
Forestry	1,519,734.49
Structural building products	1,501,521.03
Law enforcement	1,461,082.83
Power sources	1,378,110.74
Transportation services equipment	1,374,935.78
Banking and investment	1,349,321.72
Pollution tracking and monitoring and rehabilitation	1,332,771.70
Drugs and Pharmaceutical Products	1,260,720.83
Educational facilities	1,241,756.16
Seeds and bulbs and seedlings and cuttings	1,239,104.42
Development finance	1,217,587.45
Pollutants tracking and monitoring and rehabilitation services	1,170,756.01
Fishing and aquaculture equipment	1,144,650.01
Mining and quarrying machinery and equipment	1,140,750.61
Fertilizers and plant nutrients and herbicides	1,084,567.44
Livestock services	1,014,848.44
Transportation components and systems	988,733.16
Well drilling and operation equipment	960,364.92
Vehicle bodies and trailers	954,521.36
Industrial process machinery and equipment and supplies	949,867.25
Floriculture and silviculture products	895,125.73
Non motorized cycles	734,292.90
Interior finishing materials	669,485.68
Bedclothes and table and kitchen linen and towels	666,916.70
Alternative educational systems	660,410.30
Public order and safety	624,787.98
Political systems and institutions	620,980.12
Industrial refrigeration	582,407.16
Commercial and industrial furniture	572,203.51
Material packing and handling	556,759.19
Horticulture	555,248.39
Doors and windows and glass	528,799.43
Hydraulic machinery and equipment	513,942.37
Components for information technology or broadcasting or telecommunications	503,842.74
Office supplies	457,865.48
Personal safety and protection	438,081.50
Heavy construction services	437,610.22

Procurement category	USD
Minerals and ores and metals	413,738.85
Decontamination services	407,275.97
Clinical nutrition	369,912.66
Animal Feed	362,194.13
Land and soil preparation and management and protection	356,661.40
Musical instruments and parts and accessories	345,650.28
Textile and fabric machinery and accessories	324,351.07
Photographic services	322,756.82
Animal containment and habitats	321,771.87
Electrical wire management devices and accessories and supplies	317,255.41
Packing supplies	312,806.72
Packaging materials	307,588.55
Nuts and seeds	295,692.21
Field and court sports equipment	286,977.82
Professional artists and performers	274,079.66
Signage and accessories	273,758.28
Plumbing fixtures	268,897.48
Legal services	259,865.85
Lamps and lightbulbs and lamp components	245,324.95
Electronic hardware and component parts and accessories	224,189.74
Fibers and threads and yarns	221,970.20
Footwear	212,641.52
Fisheries and aquaculture	210,871.99
Wildlife and flora	205,792.27
Dairy products and eggs	205,787.54
Photographic filmmaking supplies	202,343.37
Taxation	202,255.93
Pest control products	197,229.70
Window treatments	176,462.90
Metal cutting machinery and accessories	167,408.10
Trade policy and services	163,326.21
Industrial machine tools	161,607.14
Fire protection	152,498.72
Prepared and preserved foods	149,445.83
Fishing and hunting equipment	145,259.66
Industrial food and beverage equipment	144,424.58
Material handling machinery and equipment	136,390.13
Crop production and management and protection	135,766.32
Automotive specialty tools	135,053.33
International relations	132,300.45
Personal care products	116,059.40
Photographic and recording media	113,656.38
Immunomodulating drugs	106,573.51
Meat and poultry products	103,935.96
Other sports	87,230.07
Veterinary equipment and supplies	86,114.49
Floor coverings	85,941.04
Non edible plant and forestry products	83,998.00
Beverages	83,099.66
Power generation	81,578.25
Industrial filtering and purification	79,494.21
Credit agencies	78,276.50
Storage	69,226.35
Janitorial equipment	67,127.22
Pneumatic machinery and equipment	67,097.40
Gaseous fuels and additives	64,533.83
Public safety and control	62,745.76
Specialized educational services	62,729.34
Cereal and pulse products	61,961.72
Railway and tramway machinery and equipment	61,207.39
Metal forming machinery and accessories	54,686.12
Earth and stone	50,974.97
Welding and soldering and brazing machinery and accessories and supplies	45,857.99
Office and desk accessories	45,667.24
Educational institutions	40,000.00
Gymnastics and boxing equipment	39,859.59
Mass transfer equipment	38,758.70
Fitness equipment	36,089.40

Procurement category	USD
Food and nutrition services	31,915.76
Chocolate and sugars and sweeteners and confectionary products	30,072.18
Organic fresh fruits	22,286.25
Domestic appliances	21,983.49
Medical Equipment and Accessories and Supplies	18,350.00
Sports equipment and accessories	18,330.64
Bread and bakery products	17,114.11
Luggage and handbags and packs and cases	14,433.99
Metal treatment machinery	13,192.00
Medical apparel and textiles	12,694.81
Canned or jarred organic fruit	8,080.14
Mixers and their parts and accessories	7,438.20
Non edible animal products	7,335.66
Fresh fruits	6,737.11
Measuring and observing and testing instruments	6,540.72
Electronic reference material	6,393.70
Laboratory supplies and fixtures	5,162.50
Frozen fruit	4,433.00
Fresh fruit purees	3,946.81
Leatherworking repairing machinery and equipment	3,892.13
Edible oils and fats	3,161.78
Independent living aids for the physically challenged	3,150.13
Wire machinery and equipment	3,125.54
Recreation and playground and swimming and spa equipment and supplies	2,777.01
Seasonings and preservatives	2,108.46
Timepieces	1,793.14
Dental equipment and supplies	899.40
Domestic kitchenware and kitchen supplies	380.01
Socio political conditions	147.41
Seafood	7.57

Annex II

Chart: Procurement by country, 2017

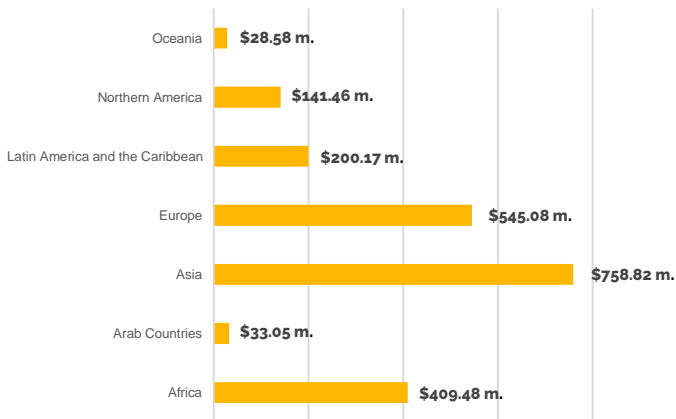
Country	USD
Iraq	\$202,834,217.04
United States of America	\$130,012,348.61
India	\$106,729,191.35
Senegal	\$105,089,826.61
Denmark	\$98,184,928.11
Lebanon	\$55,422,761.01
Unspecified Countries	\$48,961,849.04
France	\$47,490,617.83
Brazil	\$42,829,488.43
Ukraine	\$42,486,096.81
United Kingdom of Great Britain and Northern Ireland	\$41,746,283.44
Philippines	\$37,651,011.67
United Arab Emirates	\$37,316,054.28
Netherlands	\$35,608,016.17
Togo	\$32,440,811.59
Spain	\$31,201,746.01
Peru	\$29,433,163.12
Switzerland	\$28,572,463.83
Syrian Arab Republic	\$26,003,882.72
Ireland	\$24,922,408.61
Germany	\$24,895,539.46
Jordan	\$24,297,479.53
Turkey	\$22,660,020.98
Austria	\$22,567,904.61
South Africa	\$20,964,819.60
Panama	\$20,963,259.92
Colombia	\$20,902,076.40
Sudan	\$20,725,500.46
Zimbabwe	\$20,659,534.19
Afghanistan	\$20,308,214.20
Bosnia and Herzegovina	\$19,916,865.86
Pakistan	\$19,440,958.56
Kenya	\$18,099,612.06
Indonesia	\$17,713,596.32
China	\$17,300,843.07
Zambia	\$16,654,167.78
Hungary	\$13,747,619.71
Republic of Moldova	\$13,638,161.34
Bangladesh	\$12,969,218.16
Yemen	\$12,313,175.74
Canada	\$11,450,899.49
Malawi	\$11,340,743.06
Belgium	\$11,289,317.49
Italy	\$10,000,567.42
The former Yugoslav Republic of Macedonia	\$9,804,666.80
Tunisia	\$9,742,529.75
Thailand	\$9,434,476.98
Chile	\$8,891,111.63
Mexico	\$8,879,436.71
Somalia	\$8,843,492.55
Fiji	\$8,763,815.67
Serbia	\$8,513,912.67
Saudi Arabia	\$8,475,831.17
Democratic Republic of the Congo	\$8,468,830.89
Tajikistan	\$8,398,582.38
El Salvador	\$8,307,685.19
Kazakhstan	\$7,974,414.97
Nepal	\$7,866,236.95
Latvia	\$7,789,163.49

Country	USD
Côte d'Ivoire	\$7,780,220.91
Cyprus	\$7,657,281.42
Mali	\$7,291,292.02
Sri Lanka	\$7,059,197.92
Azerbaijan	\$6,899,406.67
Costa Rica	\$6,842,509.92
Dominican Republic	\$6,677,584.11
Central African Republic	\$6,568,716.15
South Sudan	\$6,464,883.69
Eswatini	\$6,448,166.86
Myanmar	\$6,447,016.02
Kuwait	\$6,389,368.37
Japan	\$6,381,552.75
Albania	\$6,363,492.50
Uganda	\$6,295,355.54
Australia	\$6,284,818.30
Kyrgyzstan	\$6,271,972.11
Armenia	\$6,195,469.43
Haiti	\$6,148,322.22
Libya	\$6,128,081.24
Israel	\$5,963,466.24
Nigeria	\$5,757,770.91
Norway	\$5,625,004.38
Ethiopia	\$5,581,045.52
Papua New Guinea	\$5,379,113.36
Honduras	\$5,360,168.22
Paraguay	\$5,309,097.99
Bolivia (Plurinational State of)	\$5,243,096.57
Viet Nam	\$5,241,451.75
Sierra Leone	\$5,098,294.48
Republic of Korea	\$5,094,153.90
Uzbekistan	\$4,982,223.08
Angola	\$4,743,379.36
Liberia	\$4,716,915.22
Burkina Faso	\$4,694,029.66
Georgia	\$4,651,756.76
Ecuador	\$4,536,675.58
Chad	\$4,447,132.26
Guatemala	\$4,249,383.86
Mozambique	\$4,169,457.76
Guinea	\$4,026,895.56
Malaysia	\$3,994,414.91
Madagascar	\$3,892,189.75
Cameroon	\$3,844,498.67
Montenegro	\$3,606,064.82
Maldives	\$3,396,525.42
United Republic of Tanzania	\$3,219,614.79
Trinidad and Tobago	\$3,159,850.84
Solomon Islands	\$3,014,643.22
Iran (Islamic Republic of)	\$3,008,435.07
Argentina	\$2,788,996.71
Timor-Leste	\$2,787,480.40
Ghana	\$2,706,965.87
Sweden	\$2,681,064.98
Czechia	\$2,664,019.30
Belarus	\$2,647,800.74
Benin	\$2,607,532.64
Cambodia	\$2,595,958.77
Botswana	\$2,432,077.01
Russian Federation	\$2,401,862.12
New Zealand	\$2,393,456.53
Egypt	\$2,294,516.80
Slovakia	\$2,272,846.68
Djibouti	\$2,212,693.25
Morocco	\$2,160,650.66
Rwanda	\$2,004,444.32
Croatia	\$1,956,028.59
Burundi	\$1,876,145.12

Country	USD
Barbados	\$1,864,434.70
Namibia	\$1,863,537.28
Gambia	\$1,766,476.28
Algeria	\$1,763,099.22
Samoa	\$1,739,883.14
Greece	\$1,633,168.14
Turkmenistan	\$1,575,006.91
Jamaica	\$1,571,866.80
Niger	\$1,493,842.91
Singapore	\$1,449,469.59
Lao's People's Democratic Republic	\$1,406,272.72
Mongolia	\$1,392,446.61
Lesotho	\$1,333,246.77
Mauritius	\$1,315,864.14
Cabo Verde	\$1,271,017.58
Romania	\$1,262,933.93
Democratic People's Republic of Korea	\$1,194,688.84
Finland	\$1,162,386.69
Mauritania	\$1,122,396.50
Slovenia	\$1,053,548.09
Equatorial Guinea	\$991,742.48
Sao Tome and Principe	\$945,970.31
Congo	\$923,192.54
Malta	\$911,409.51
Bhutan	\$878,097.48
Portugal	\$865,094.42
Uruguay	\$801,516.27
Comoros	\$791,390.42
Belize	\$781,975.68
Bahrain	\$727,480.06
Eritrea	\$713,529.41
Suriname	\$610,709.66
Guinea-Bissau	\$655,120.18
Poland	\$499,100.15
Guyana	\$477,882.94
Cuba	\$377,652.67
Vanuatu	\$347,148.71
Saint Vincent and the Grenadines	\$328,095.89
Seychelles	\$308,325.40
Bulgaria	\$296,655.07
Saint Lucia	\$277,364.05
Grenada	\$256,100.91
Venezuela (Bolivarian Republic of)	\$238,126.75
Antigua and Barbuda	\$223,710.10
Lithuania	\$191,999.64
Dominica	\$189,709.75
Gabon	\$186,639.77
Tonga	\$151,151.39
Estonia	\$146,522.99
Nicaragua	\$145,104.77
Ostar	\$104,816.19
Tuvalu	\$99,514.59
Saint Kitts and Nevis	\$99,175.99
Marshall Islands	\$98,832.66
Luxembourg	\$81,824.25
Oman	\$54,214.94
Bahamas	\$50,102.98
Nauru	\$41,872.61
Kiribati	\$34,942.98
Micronesia (Federated States of)	\$32,189.62
Palau	\$25,673.78
Iceland	\$5,969.65

Annex III

Chart: Procurement by region, 2017



* Procurement figures in USD millions

Photo credits:

Cover: UN Photo/Kibae Park

Page 2: UNDP Afghanistan; UNDP Guatemala; UNDP Solomon Islands; UNDP Belarus; UNDP Guatemala; UNDP Honduras; UNDP Guatemala; UNDP Kazakhstan; UNDP Kazakhstan; UNDP Senegal; UNDP Thailand; UNDP Indonesia

Page 8: UNDP Samoa

Page 11: UNDP Libya

Page 15: UNDP Malawi

Page 16: UNDP India

Page 17: Artem Getman / UNDP Ukraine

Page 18: UNDP Myanmar

Page 21: UNDP Pakistan

Page 25: UNDP Liberia

Page 35: UNDP Jamaica; UNDP Tajikistan; UNDP Turkey; UNDP Kazakhstan; UNDP Sri Lanka; UNDP Eurasia; UNDP Indonesia; UNDP India; Kevin Ouma / UNDP Kenya; UNDP Jamaica; Olga Anghel / UNDP Eurasia

9 INDUSTRY, INNOVATION
AND INFRASTRUCTURE



10 REDUCED
INEQUALITIES



11 SUSTAINABLE CITIES
AND COMMUNITIES



12 RESPONSIBLE
CONSUMPTION
AND PRODUCTION



13 CLIMATE
ACTION



14 LIFE
BELOW WATER



15 LIFE
ON LAND



16 PEACE, JUSTICE
AND STRONG
INSTITUTIONS



17 PARTNERSHIPS
FOR THE GOALS





*Empowered lives.
Resilient nations.*

United Nations Development Programme
Procurement Services Unit

Bureau for Management Services
One United Nations Plaza
New York, NY 10017

UN City, Marmørvej 51
DK-2100 Copenhagen

SkyTech Tower 1, MKN Embassy Techzone
Jalan Teknokrat 2, Cyber 4
63000 Cyberjaya, Selangor, Malaysia

www.undp.org/procurement

