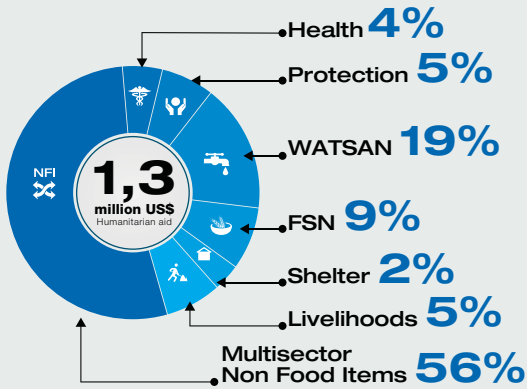


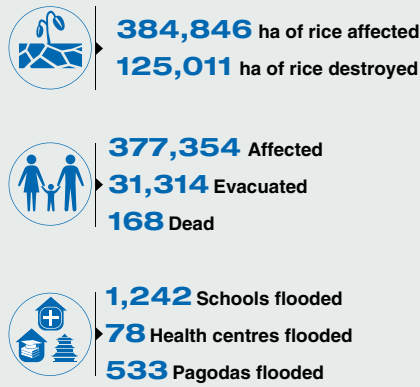
# CAMBODIA FLOODS 2013



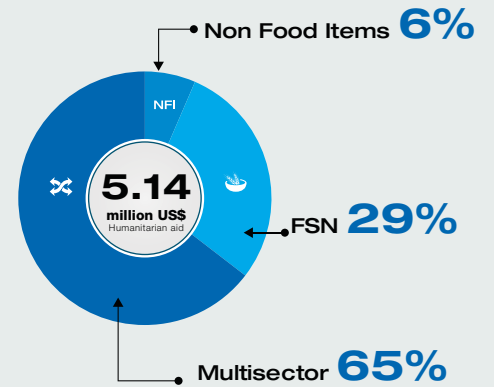
## HUMANITARIAN PARTNERS RESPONSE



## OVERVIEW



## GOVERNMENT RESPONSE



## 356 MILLION US\$ TOTAL DAMAGE AND LOSS

### SOCIAL SECTORS

**54.83**  
MILLION US\$



### ECONOMIC SECTORS

**167.13**  
MILLION US\$



### INFRASTRUCTURE

**134.27**  
MILLION US\$



## 306 MILLION US\$ TOTAL RECOVERY NEEDS

### SOCIAL SECTORS

**49**  
MILLION US\$  
NEEDED



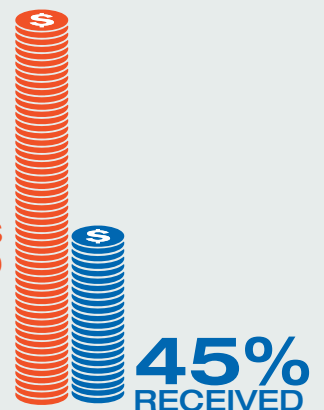
### ECONOMIC SECTORS

**76**  
MILLION US\$  
NEEDED



### INFRASTRUCTURE

**181**  
MILLION US\$  
NEEDED



Source: this Infographic is a compilation of information gathered in the PFERNA Report 2014 prepared by the Royal Government of Cambodia with the technical assistance of UNDP.