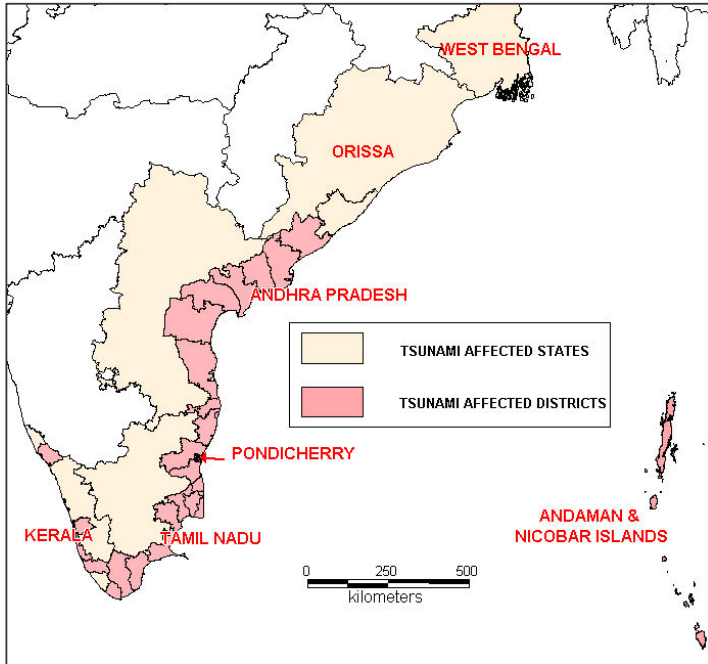


UNDMT SITUATION REPORT – INDIA

EARTHQUAKE AND TSUNAMI

DATE: 02.01.05



A massive earthquake of magnitude 9.0 (USGS), hit Indonesia (off the West Coast of Northern Sumatra) on 26th morning at 06:58 a.m. This is the biggest in 40 years and the fifth strongest since 1900. It triggered the tsunami in south-east Asia and coastal India.

Another Earthquake of Magnitude 7.3 occurred 81 kms W of Pulo Kunji (Great Nicobar) at 9:51:26 AM (IST) on 26th December. A series of aftershocks were also reported in this region.

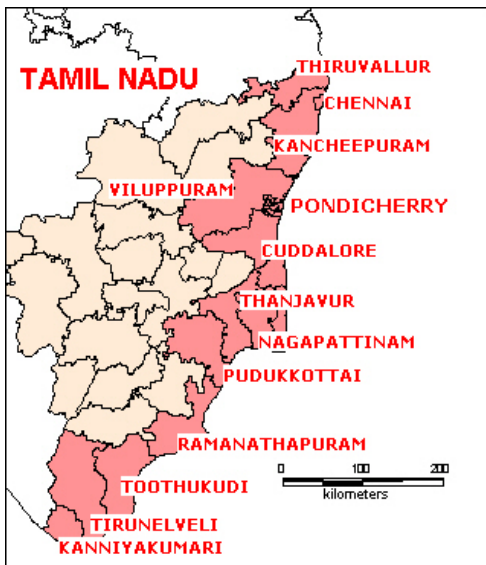
The Tsunami caused extensive damage in Andaman & Nicobar Islands, the States of Andhra Pradesh, Kerala and Tamil Nadu and UT of Pondicherry. The death toll has already reached a figure of **9067**.

This will go up once confirmation regarding 3000 missing persons/feared dead in the Nicobar Group of Islands is received. (details in Table-1). The Tsunami affected a total of 2260 Kms. of the coast line besides the entire Nicobar Islands. The tidal waves on the mainland were of the height of 3 to 10 meters. These penetrated into the mainland from 300 meters to 3 Kms. The details are given in Table II.

AFFECTED STATES

TAMIL NADU

Tamil Nadu was the worst affected State with over **7409** people killed and as per the latest Government reports. All the coastal districts (13 Districts) were affected.



Nagapattanam is the worst affected district where 5525 people are dead, while over 808 in Kanyakumari and 599 have been killed in Cuddalore. The tidal waves on the mainland were of the height of 7-10 meters. These penetrated into the mainland from 300 meters to 1-1.5 Kms. The State Government has set up a control room at the Chief Minister's Office. All affected districts have established control room in the District Collectorate linked to the State Control Room. The city control room has been set up at the Chennai Municipal Corporation Office, Chennai. The State government has set up relief camps in the affected districts to house the evacuated population) and providing food and drinking water. The CM has announced an ex-gratia amount of Rs 100,000.

The Chief Minister has also appealed for support to relief measures from other agencies.

Table showing the damage details (as per latest Govt. reports) and Relief Measures Undertaken as on 30/12/2004 (10:00 Hrs. IST) are given below.

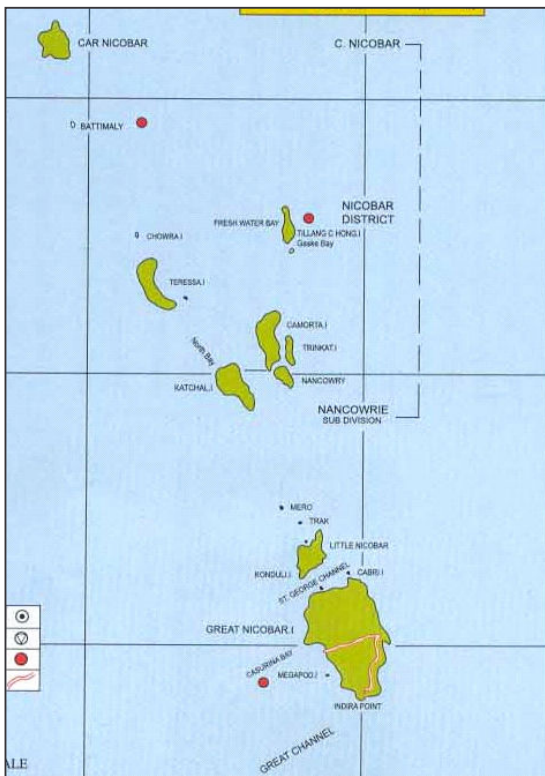
Tamil Nadu: DAMAGES (as on 02.01.2005, 10:00 Hrs) and details of Relief operation (Sources: Revenue department, Government of Tamil Nadu and Census (2001) data)

	District	Total No. of Villages (NIC)	No. of Villages/ Kuppams affected	Total Population (census 2001)	Population affected	% Pop Affected	Total Houses (census 2001)	Houses /huts damaged	Human Lives lost	No. injured	No. of persons evacuated	No. of relief camps opened	No. of person in camps
1	Chennai	55	10	4,216,268	30000	0.71	27,935	11806	206	52	30000	25	30000
2	Cuddalore	682	51	2,280,530	99704	4.37	6,706	12000	603	171	61054	38	24204
3	Kancheepuram	648	74	2,869,920	100000	3.48	19,730	8845	124	22	60000	44	28792
4	Kanniyakumari	99	33	1,669,763	100484	6.02	5,759	17200	817	329	40280	62	39810
5	Nagapattinam	434	73	1,487,055	176184	11.85	2,446	30300	5905	1922	176184	96	91036
6	Pudukottai	4028	25	1,452,269	66350	4.57	3,610	1	15	0	4857	7	4857
7	Ramanathapuram	2362	1	1,183,321	1500	0.13	2,020	6	6	0	8350	26	8350
8	Thanjavur	589	23	2,205,375	11000	0.50	3,144	0	23	356	4600	13	4600
9	Thoothukudi	1642	23	1,565,743	11625	0.74	4,725	731	3		11625	23	11625
10	Tirunelveli	425	10	2,801,194	27948	1.00	6,899	630	4	0	11170	20	11170
11	Tiruvallur	540	6	2,738,866	15600	0.57	21,385	4147	28	0	15600	13	4700
12	Tiruvarur	574	0	1,165,213	0	0.00	2,359	0	12	356	11295	21	11295
13	Villupuram	1104	33	2,943,917	37500	1.27	21,164	9313	47	73	37500	14	37500
	Total	13182	362	28,579,434	677895	2.37	127,882	94979	7793	3281	472515	402	307939

Note: Since the exact villages affected are not known, total Population of the district has been taken for calculating the % of affected population.

Tamil Nadu: Demographic details of the affected districts

Union territory*/District	Population 2001			Density 2001	Child population (0-6)	Literacy Rate (2001)
	Persons	Males	Female			
Chennai	4,216,268	2,161,605	2,054,663	24,231	374,089	80.14
Cuddalore	2,280,530	1,148,729	1,131,801	626	271,108	71.85
Kancheepuram	2,869,920	1,455,302	1,414,618	647	317,569	77.61
Kanniyakumari	1,669,763	829,542	840,221	992	170,963	88.11
Nagapattinam	1,487,055	738,287	748,768	548	172,830	76.89
Pudukkottai	1,452,269	720,847	731,422	312	175,056	71.96
Ramanathapuram	1,183,321	582,068	601,253	287	141,809	73.05
Thanjavur	2,205,375	1,091,557	1,113,818	649	245,822	76.07
Thiruvallur	2,738,866	1,390,292	1,348,574	800	312,349	76.54
Thiruvarur	1,165,213	578,870	586,343	538	131,848	76.90
Tirunelveli	2,801,194	1,372,082	1,429,112	411	310,271	76.97
Toothukudi	1,565,743	764,087	801,656	339	173,580	81.96
Viluppuram	2,943,917	1,484,573	1,459,344	406	354,050	64.68



ANDAMAN AND NICOBAR ISLANDS

Several areas of Andaman and Nicobar Islands are affected by the Tsunami and coastal flooding (followed by Sumatra earthquake). Authorities have launched a large-scale evacuation, relief and rescue operation by deploying Air Force helicopters into action. Port Blair airport was damaged has been repaired. Damage to harbour and Jetty in both civil and naval port has been reported. One harbour at Port Blair is now fully functioning and is receiving large ships. In Nicobar Islands all small harbours and jetties have been damaged. Telephone lines and equipments completely washed away.

A series of after shocks were reported in the region. Andaman & Nicobar Islands are among the worst hit as they are relatively closer to the epicentre of the earthquake. As per official reports, **812** human lives have been lost. About 5421 missing /feared dead in the Nicobar Islands. Of the 38 inhabited islands of Nicobars, 30 islands are affected. The worst hit were the Car Nicobar, Great Nicobar and Nancowrie group of islands and the situation is so bad that rescue teams have not yet reached these places. The total population of the affected Islands

is about 60,000. Detailed damage report from A&N is not available till now.

Demographic details of the affected districts

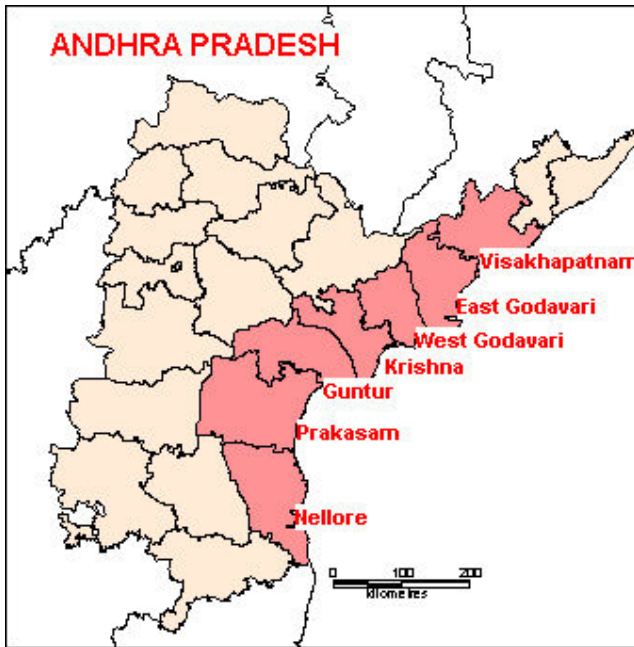
Union territory*/District	Population 2001			Density 2001	Child population (0-6)	Literacy Rate (2001)
	Persons	Males	Female			
Andaman & Nicobar Islands	356,265	192,985	163,280	43	44	81.18
Andamans	314,239	170,378	143,861	49	39	82.35
Nicobars	42,026	22,607	19,419	23	5	72.41

PONDICHERRY

As a result of sea level rise upto several metres, coastal areas in the Pondicherry and Karaikal region were inundated. 25 Kms. of coast length was affected by Tsunamis with penetration into the main land between 300 mtrs. to 3 Kms. The tidal waves with the height of 10 Mtrs affected 26 villages. In Karaikal, a bridge along the Arasalar river was damaged and the communication on the southern part of Kariakal region is affected. The PWD has launched repair of the bridge. Police and fire services were pressed into service. **572** deaths have been reported.

Pondicherry: Demographic details of the affected districts

Union territory*/District	Population 2001			Density 2001	Child population (0-6)	Literacy Rate (2001)
	Persons	Males	Female			
PONDICHERRY	973,829	486,705	487,124	2,029	113,010	81.49
Pondicherry	735,004	369,318	365,686	2,534	84,004	80.90
Karaikal	170,640	84,365	86,275	1,060	20,683	82.24



ANDHRA PRADESH

At least 106 people were killed and 30 are missing after tidal waves wreaked havoc along the 1,000-km coastline of Andhra Pradesh. The most affected districts are Krishna and Prakasam, recording 35 and 36 deaths. Other affected districts are Guntur, Nellore West Godavari, East Godavari and Vishakapatnam.

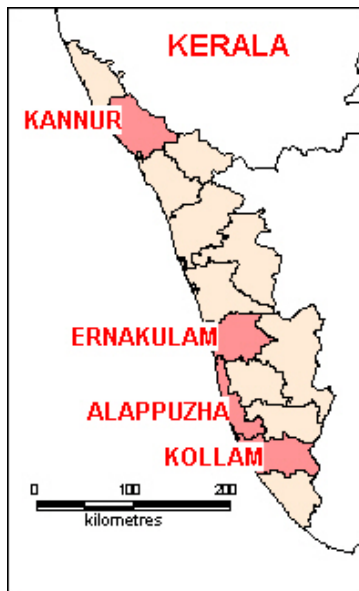
Significant tidal surge experienced in Krishna, Guntur, Prakasam and Nellore districts. The tidal waves penetrated between 0.5 - 2 Kms. into the main land and the height of the tidal waves was upto 5 meters. About 301 villages were seriously affected.

Four Coast Guard Ships have been deployed off Kakinada, Nellore and Krishna Godavari basin for search and rescue

operations Four Indian Navy Ships are operating off Tamil Nadu and Andhra Coast for search and rescue operations. State Government has sought assistance of Coast Guards/Navy for search and rescue of missing fishermen.

Andhra Pradesh: Demographic details of the affected districts

Union territory*/District	Population 2001			Density 2001	Child population (0-6)	Literacy Rate (2001)
	Persons	Males	Female			
Andhra Pradesh	75,727,541	38,286,811	37,440,730	275	9,673,274	61.11
East Godavari	4,872,622	2,445,811	2,426,811	451	577,421	65.49
Guntur	4,405,521	2,220,305	2,185,216	387	509,044	62.80
Krishna	4,218,416	2,151,187	2,067,229	483	485,348	69.91
Nellore	2,659,661	1,341,192	1,318,469	203	313,393	65.90
Prakasam	3,054,941	1,549,891	1,505,050	173	371,947	57.86
Visakhapatnam	3,789,823	1,903,894	1,885,929	340	457,054	59.45



KERALA

The toll in Kerala has risen to 168. Kollam district accounted for the highest toll of 132 followed by Alappuzha 32 and Ernakulam 5 according to official sources here. The toll is likely to go up as rescue teams led by navy and police are continuing the search for bodies trapped in collapsed houses. An emergency meeting of the state cabinet on 27th December decided to provide Rs 100,000 each for each adult and Rs 50,000 each child killed in the tragedy. The cabinet reviewed the rehabilitation and relief measures as around 100,000 people were living in 200 camps opened in the affected areas. Chief Minister Oommen Chandy said teams of ministers had been deputed to oversee the relief activities in different districts. Three ministers are given charge of relief operations in the three worst hit districts.

State Government of Kerala has deployed 224 doctors in the affected areas. Dornier and two helicopters were deployed for search and rescue in Kerala.

Kerala: Demographic details of the affected districts

Union territory*/ District	Population 2001			Density 2001	Child population (0-6)	Literacy Rate (2001)
	Persons	Males	Female			
KERALA	31,838,619	15,468,664	16,369,955	819	3,653,578	90.92
Kollam	2,584,118	1,248,616	1,335,502	1,037	283,010	91.49
Alappuzha	2,105,349	1,012,572	1,092,777	1,489	217,442	93.66
Ernakulam	3,098,378	1,535,881	1,562,497	1,050	327,058	93.42

STATEWISE DETAILS OF HUMAN LIVES LOST , MISSING AND DETAILS OF RELIEF CAMPS

Name of States/ UT/	Districts/Islands	Human lives lost	Total Persons missing including fishermen	Persons evacuated	No. of Relief Camps/persons in the camps
A & N Islands	Bamboka	-			
	Car Nicobar	306			
	Chowara	39			
	Great Nicobr	71			
	Kondul	18			
	Kamorta	04			
	Katchal	96			
	Little Andaman	33			
	Little Nicobar	00			
	Nancowry	05			
	Pilmillow	230			
	Trinket	02			
	Terassa	-			
	South Andaman	08			
	Total	812	5421	9136	16/ 13070
Andhra Pradesh	Krishna	35			
	Guntur	04			
	Nellore	20			
	Parkasham	35			
	West Godavari	08			
	East Godavari	03			
	Visakhapatnam	00			
	Total	106	7	33,864	People gone back. All 65 Relief Camps closed
Kerala	Kollam	132			
	Alleppy	32			
	Ernakulam	5			
	Total	168	2	55557	85/ 55557
Tamil Nadu	Chennai	206			
	Cuddalore	599			
	Kancheepuram	124			
	Kanyakumari	817			
	Nagapattinam	5525			
	Pudukottai	15			
	Ramanathapuram	6			
	Tiruneveli	4			
	Thoothukudi	3			
	Thiruvallur	28			
	Thanjavur	23			
	Tiruvarur	12			
	Villupuram	47			
		Total	7409		462550
Pondicherry	Karaikal	465			
	Pondicherry	107			
	Total	572	81	70,000	48/ 10,500
	Grand Total	9067	5511	631107	510/ 364200

DETAILS OF IMPACT OF THE TSUNAMIS OF 26TH DECEMBER, 2004

Details	Andhra Pradesh	Kerala	Tamil Nadu	Pondicherry	A&N Islands	Total
Coastal Length affected in km	985	250	1000	25	NR	2260
Penetration of water into main land in Km.	0.50-2.0	1-2	1-1.5	0.30-3.0	NR	
Average height of the tidal wave	5 Mtrs.	3-5 Mtrs.	7-10 Mtrs.	10 Mtrs.	NR	
No. of Villages affected	301	187	367	26	30 Islands	895
Population affected (in million)	0.21	2.4	0.672	0.043	0.18	3.579
Dwelling units	1557	6280	85,878	6,403	NR	100318
Cattles lost	195	NR	5,582	3445	NR	9222
Cropped area(Ha)	790	NR	2487	790	NR	4067

GOVERNMENT MEASURES

The Ministry of Home Affairs, the nodal Ministry for coordinating relief and response, is functioning round the clock and is in constant touch with all the affected States/ UTs as well as the concerned Ministries/Departments and Armed Forces. The Control Room is providing assistance through its help line to the public in and outside the country about their relatives and friends round the clock. One senior officer (Joint Secretary) has been deputed since 28.12.2004 to Car Nicobar to coordinate the massive relief and rescue operations there.

The Union Home Minister, Mr. Shivraj Patil visited Andhra Pradesh and Tamil Nadu for an assessment of the situation. The Crisis Management Group met in Delhi on 26 December morning and drew-up an emergency plan to carry out relief and rescue operations in the affected regions of Tamil Nadu, Andhra Pradesh and Andaman Nicobar Islands.

Government of India in association with States/UTs is continuing with relief and rescue operations . Now the main focus is on prevention of outbreak of epidemics and relief & rescue operations in the affected areas with special attention to Nicobar Group of Islands. The fourth meeting of the Group of Ministers (GoM) constituted for monitoring relief and rehabilitation measures was held on 31st December, 2004 . GOM desired that assessment may be made about the specific items of the relief material required for Andaman Group of Islands so that only such relief material could be dispatched, the services of the NGOs /volunteers may be utilized for making food packets, additional officers from National level may be positioned for coordinating the distribution of relief, and the following actions have been initiated.

- The Cabinet Committee of Ministers has been set under the Chairmanship of the Prime Minister to review the relief and rehabilitation efforts on continued basis. The Cabinet reviewed the situation on 27.12.2004 and decided to extend requisite help to the people in the affected areas.
- An Ex-gratia of Rs.100, 000 has been announced to the next of the kin of the deceased from the PM National Relief Fund, in addition to the assistance available from the National Contingency Relief Fund. The National fund has been augmented by Rs. 50 Million
- The Cabinet has also decided to donate one month salary to the PM National Relief Fund. The Prime Minister has appealed to the people donate generously to the PM National Relief Fund and also requested the Government employees to contribute at least a day's salary.

- The UPA Chairperson, Home Minister, Defence Ministers and other Union Ministers have already visited the affected areas to review the measures and further assistance required.
- The National Crises Management Committee under the Chairmanship of Cabinet Secretary is reviewing the relief and rehabilitation measures with the Secretaries of the concerned Ministries/Departments and Chiefs of the Armed Forces. The other State Governments have also been requested to provide support in this hour of grief to the victims of the Tsunamis.
- Relief supplies from the States of Kerala, Orissa and Gujarat have been sent to Car Nicobar and Maldives on 27.12.2004. The States of Punjab , Uttar Pradesh, Madhya Pradesh have also offered assistance and logistics are being worked out. The States of Karnataka (Rs. 50 million) Maharashtra (Rs. 50 million), Gujarat (Rs.70 million) and NCT of Delhi(Rs. 20 million) have announced the cash relief to the affected States/UTs.

The State Government of Tamil Nadu has deployed municipal Staff to help in the cremation/burial of dead bodies. Army is working in Nagapattinam to restore the road as well to assist in the removal of bodies from the boats, which are stacked one over the other. 400 CRPF recruits were made available and two Chetak Helicopters and Two Dornier Aircrafts were deployed for search and rescue. The Navy had sent their diving team to assist in the rescue operations.

The State Government had taken rescue and relief operations and evacuated people to the safer places and provided food packets, distributed 25 Kg of rice to each affected families, Rs.1500 for fully damaged houses, Rs. 750 for partly damaged houses and Rs. 750 for clothes and utensils. Medical teams have been deputed in the affected villages. 4 Coast Guards ships and 5 Naval ships helped in search and rescue.

The Government of Pondicherry is giving an ex-gratia of Rs. 100,00 and cremation expenses @ Rs.5,000/-, medical expenses @ Rs.5000/-, housing subsidy @ Rs.10,000/- and cash assistance @ 2000/- . Pondicherry Administration has requested to provide 100,000 pieces each of Blankets, Sarees, Dhotis and Bedsheets,50,000 Pieces of CGI Sheets and 18000 Pieces of fishing nets. The government of Karnataka has been requested to provide the relief materials and move by road..

Table: The status of people evacuated, relief camps opened and persons accommodated in relief camps as well as doctors deployed in the affected States is as under:

State/UT	People evacuated	Relief Camps	People accommodated in Relief Camps	Doctors deployed
Andhra Pradesh	35,000	65 (now closed)	35,000 (almost all have gone back)	N.R.
Kerala	84,773	142	84,773	224
Tamil Nadu	4,34,335	373	2,91,864	485
Pondicherry	70,000	45	46,000	58

The Andaman & Nicobar Administration has requested the Central Government for assistance for rescue and relief operations. The following have been undertaken:

1. Armed Forces evacuated 500 people from Nicobar Islands to Chennai on 28th December and 500 persons were evacuated on 29th December. Coast Guards ships have evacuated 272 stranded people including 40 patients, 104 foreigners from Chowra, Hutbay and Campbell Bay. Evacuation of about 700 persons from remote locations in Great Nicobar is progress.
2. The Ministry of Civil Aviation has been requested to provide one additional Pawan Hans Helicopter for relief and rescue operations at Car Nicobar.
3. MHA have organized airlifting of 35 MT of relief material on 27th Dec. 2004 ,25 MT of relief material(dry food, sugar , rice , milk powder) airlifted on 28th Dec. 2004 and 7 MT of relief material (dry food, sugar , rice , milk powder) airlifted on 29th Dec. 2004 . In addition 10,000 of milk, 3000 packets of bread, 50,000 packets of biscuits, 15,000 packets of other dry foods and 5,000 packets of food were delivered/dispatched on 29th December,2004. One Metric ton water bottles were sent to Nicobar ex Bangalore on

- December 29th and 4 Metric ton of emergency medicines were dispatched ex Ahmedabad on 28th December,2004 and 3.5 MT on 29th December,2004 .
4. About 12,000 tents have been dispatched from various locations on 29th December,2004 . Sizeable number of tents have been mobilized and planned for airlifting on 30th December,2004 .
 5. 6 MT of Sarees and blankets dispatched on 27th December,2004. Additional 10,000 blankets dispatched on 29th December, 2004. 93,000 clothes for ladies, gents and kids dispatched on 29th December,2004 .
 6. 20 DG sets and 20 pump sets dispatched on 29th December ex Bangalore. Further, dispatch planned for 30th December.
 7. Lighting items like torches, hurricane lamps, candles etc. dispatched in sizeable number of 29th and further lined up for dispatch on 30th Dec. Household kits, of sizeable number have been dispatched
 8. One specialist team of 40 personnel each of CISF and ITBP made available for relief operations.
 9. MHA dispatched 8 satellite phones with two operators. The link established at Car Nicobar from 28th December 2004. Of the above, 6 satellite Phones made available to the Deputy Commissioner, Car Nicobar for being installed in the other Islands. BSNL deputing 6 teams of 18 people along with the equipments to establish point-to- point communication in these Group of Islands. INMARSAT Terminals are being dispatched to the affected Islands. Two sets of POLNET equipment are being sent for restoration of the network.ISRO (Indian Space Research Organisation) has established 3 Satellite based telephone links on 31st December,2004 .
 10. One Platoon of BSF has been airlifted for assisting the A & N Administration in cremation/burial dead bodies.
 11. 12 Ships of Navy and Coast Guards and 16 Aircrafts fixed wings/Helicopters have been pressed in to service for relief and rescue work. Food packets are being airdropped and 3 relief camps have been opened in Car Nicobar. About 3000 persons have been accommodated in the relief camps. Three Naval ships with food, water etc. were dispatched to Nancowri Group Islands on 30th December,2004 . One Navy ship (INS Bramputra) with 2 chetak helicopters and relief material has sailed to Mumbai on 31st December, 2004 for deployment in Southern Group of A&N Islands. The medical teams, disaster management Teams and Volunteers have been deputed for relief and rescue works.
 12. One Joint Secretary from MHA is camping at Nicobar / Andaman Islands and coordinating relief and rescue operations. It is reported that situation in Car Nicobar Group of Islands is expected to return to normal by 04.01.2005 except water and power supplies.

Status of Relief Materials movement for Nicobar Islands (0800 hrs.02.01.2005)

Item	Total resources mobilized (in Metric Tons)	Delivered (in Metric Tons)-Upto 0800 hrs -1 st Jan, 2005	Delivery being done on 2 nd Jan. 2005	Planned for dispatch/delivery Metric Tons
Food items	198.68	128.58	54.84	70.10
Water	150.73	102.73	61.13	48.00
Emergency medicines/disinfectants	80.93	46.13	2.37	34.80
Tentage	347.75	142.05	82.45	205.70
Clothing	132.04	71.40	40.54	61.00
Lighting material	17.51	17.50	11.00	0.01
Diesel Gen. Sets./pumps	115.18	60.18	33.18	55.00
House hold items	3.50	3.50	0.50	0.00
Equip. & Machinery	241.00	153.00	153.00	88.00
Total	1287.32	724.71	439.01	562.61

Status of delivery of High Priority Items. (0800 hrs. 2.1.2005)

Item	Quantity delivered	Dispatched as on 02.01.05 at 0800hrs	Planned for 02.01.05
Water (MT)	103.00	61.00	58.00
Food Stuff (MT)	122.00	54.00	55.00
Small Tents (No.)	6526	835	500
Large Tents (No.)	256	00	00
Torches	20863	6000	00
Generators/pump sets.	480	250	130

Status of deployment of Medical Teams/Disaster Response Teams and Volunteers (02.01.2005, 0800 hrs)

Type (number of persons)	Mobilized	Deployed
Specialized Medical Intervention Teams	148	148
Disaster Response Teams	1890	1704
Disaster Volunteers Teams	100	100
Total	2138	1952

Full demand of POL products is being met. LPG stocks are being replenished on priority and additional 300 KL Kerosene has been released. ATF at Car Nicobar at Car Nicobar has been tested and found that products meet the specification. A team of officers of IOC is camping in Port Blair to monitor the stock and supplies. A dedicated tanker (MT Harsha) has been detailed for supplies to Port Blair from Haldia, which is expected to reach Port Blair on 03.01.2005. Status of POL supply as on 31.12.2004 is as under:

Product	Stock (KL)	Cover (number of days)
M.S.Petrol	1006	35
SKO (Kerosene)	639	24
HSD (Diesel)	7080	22
ATF		
a) Andaman	1410	15
b) Car Nicobar	0420	60
LPG (MT)	242	15

HEALTH SECTOR

- Two specialized Team in Medical First Responder (MFR) –one CISF have been flown on 27th December 2004 to Car Nicobar and from ITBP is being flown on 28th December, 2004 for assisting the local Administration in rescue and relief operations.
- Ministry of Health has deputed a five-member team consisting of physicians and public health experts, on 27th December 2004 , to A& N Islands for emergency medical relief. The Team is also taking emergency medical stores. The Coast Guards has sent 4 doctors to Chowra.
- A three member team headed by Consultant in Medicine had reached Chennai and is coordinating with 15 member team constituted from CGHS Chennai for providing medical relief.
- The Director General of Health Services focal point at the Ministry, the ADG, EMR is constantly monitoring the situation and the relief operation in the affected areas.

UN SYSTEM

- The United Nations Disaster Management Team (UNDMT) met on 27 and 29 and 31 December 2004 to review the situation. It was decided that the UNICEF office in Chennai would host a coordination team to strengthen the information flow regarding the status and facilitate UN System programmes.
- UNDMT, and UNDP Regional Disaster Reduction Advisor are contacting DMTs in the Region to offer assistance in personnel and coordination tools.
- DMT organized an information sharing meeting of partner NGOs and bilaterals/multilateral agencies on 27 December at 5:00 pm in the UN Conference Hall.
- Sitreps being prepared daily with inputs from the Government, UN Agencies and other partners are being circulated to various agencies

Agency	Response as of 31 December
Resident Co-ordinator	Discussion continues with Ministry of Home Affairs on welfare of population on A&N, and possibility of UN providing support. Have been assured that the extent of the relief support being provided to A&N by the Government of India is commensurate with the need.
UNICEF	<p>The 24 hour emergency operation centre established since 26 December 2004 is fully functional at UNICEF office in Chennai. This control room has staff from other UN Agencies as per the recommendations of the UNDMT, in its meeting on 27 Dec. International NGOs gather information from this office in order to organize their activities and to ensure that they are working where they can best be used. It has been agreed that this office is the most appropriate focal point for information dissemination on behalf of the UN for relief operations. Rapid Action Field Teams have assessed ground situation in the three worst affected districts of Kanchipuram, Cuddalore and Nagapattinam. Based on the findings, supplies to these districts are being sent. These include:</p> <ul style="list-style-type: none"> ◆ 1,900 kgs. of bleaching powder to Nagapattinam, Cuddalore, Kanyakumari, Pondicherry/Karaikal ◆ 3 million chlorine tablets – one million each for the districts of Nagapattinam, Cuddalore and Kanyakumari ◆ 70,000 oral rehydration packets to Nagapattinam, Cuddalore, and Kanyakumar ◆ UNICEF provided 2,175 water storage tanks of 500 lt. capacity to relief camps in Chengalpattu, Thirukalukundram, Villupuram, Kanyakumari, Nagapattinam, Cuddalore and Pondicherry. ◆ 300 water storage tanks are also being sent to Kerala and 1,200 water cans of 10 lt. capacity are being sent to Pondicherry and Karaikal. ◆ Information campaigns about use of ORS and other tablets as well as dos and dnts are also being carried out. ◆ The most urgent need as of 31 December is for blankets. Contributions in kind for relief are coming in. ◆ Unicef estimates that the relief operation cost, estimated to continue for one month, is between \$2.5 – 3 million. Resource mobilization is in hand. ◆ An additional 1.85 million sachets of ORS, 5 cholera kits and bleaching powder have been ordered
WFP	Have received a formal request for food from Kerala. Are also in a position to provide support to Tamil Nadu from existing stocks as of end 31 Dec, still awaiting formal request from Government.
UNDP	Existing Disaster Risk Management team has been mobilized by the Ministry of Home Affairs, and is engaged in information support throughout the affected area, including in the Tamil Nadu State Co-ordination Unit. Steps are being taken to place UNV's in each affected district, to assist in information and organization support. Two UNVs have been posted to Pondicherry to assist the Administration in coordinating relief supplies. A meeting with the Chief Secretary of Tamil Nadu is planned for early next week to seek their guidance on UN involvement in the recovery process.

	<p>During the 31 December DMT meeting it was agreed that a UN team will be formed immediately to begin to plan for recovery. The group will be convened by UNDP SDRR. In addition to reviewing existing information on damage, the team will review past experience in recovery efforts, with particular reference to Orissa Super Cyclone and Gujarat Earthquake, in order to establish good practice principles.</p> <p>Three UNDP staff associated with disaster risk activities in the country left for assignments in Maldives (2) and Sri Lanka (3). Identification of others who can support UN teams in neighboring countries ongoing, with a view to imminent departure for three additional UNV's to Sri Lanka and two to Indonesia</p>
WHO	<p>The team from WR India Office headed by the focal point EHA is closely monitoring the situation. The WR office is monitoring the situation with regard to: Status of relief measures/operations; Health system status; Population displacement / Relief Camps. Ministry of Health has requested guidelines for disease surveillance system, and support setting up of emergency control rooms for monitoring situation, instruments for checking quality of water. Information, supply of ORS and Vitamin-A tablets as well as measles vaccine. WHO and UNICEF are together arranging for trauma counseling experts. A team from Delhi left for Tamil Nadu to assess the need for vaccination as per the request of the Ministry of Health. This is expected to be a joint operation with UNICEF.</p>
UNHCR	<p>Government--run refugee camps in Tamil Nadu not affected by the Tsunami disaster, except for one camp marginally affected in Nagapattinam district. Refugees from that camp are still in a temporary shelter in Pondicherry. Fifty refugees in Mayabunder, in the Andaman and Nicobar islands are presumed to be safe, as that area was relatively unaffected by the Tsunami. UNHCR confirms that the 36 asylum seekers in Port Blair are safe</p>
World Bank	<p>Offer of assistance formally conveyed to Secretary, Ministry of Finance (Nodal agency) as well as to the Minister of Finance by WB President.</p>
ADB	<p>Offer of assistance formally conveyed by the President ADB to the Finance Minister. Staff of Indian Resident mission in touch with department of Economic Affairs.</p>
ILO	<p>Initial assessment underway to support initiatives by Trade Unions and their members.</p>
UNFPA:	<p>Rs. 50,00,000 (Rupees 50 lacs) . Approx US \$ 110,000. was offered to the Ministry of Family Welfare. The money is now being given to UNICEF on a request from the Secretary, DOFW.</p>

Others

Early results from USAID's needs analysis in southeast India confirms that provision of emergency water and sanitation, especially in the rural areas is one of the critical areas for response. Although water and sanitation activities will continue to be the focus of USAID support in this first emergency phase, it does not preclude other critical emergency support that could be integrated with such activities.

SOURCES OF INFORMATION

- Central Control Room. Ministry of Home Affairs, Government of India
- State Government Reports
- Media Reports
- DMT Agency Reports
- UNDP Regional Disaster Reduction Advisor
- Assessment reports of various partner agencies